



**Avinashilingam Institute for Home Science and Higher Education for Women**  
(Deemed to be University under Category 'A' by MHRD, Estd. u/s 3 of UGC Act 1956)  
Re-accredited with 'A' Grade by NAAC. Recognised by UGC under Section 12B  
Coimbatore-641 043, Tamil Nadu, India

**Report on Annual Student Survey  
(2018-19)  
Post Graduate Students**



**Internal Quality Assurance Cell**

**Avinashilingam Institute for Home Science and Higher Education for Women  
Coimbatore –641043.**

## Preface

The gateway to observe the students is through the Analysis Report generated at the time of admission. This adds a unique contribution by the institute towards creating intellectual capital needed to support Empowered Nation building process.

The students would fill in a form at the time of their admission and a database is created for both under graduates and post graduates. This data is subject to empirical analysis and the outcome of the analysis presents the full background of the students to enable the faculty members to chart out learning plans and design developmental models. This helps in bring about interventional and transformational changes in designing curricular and co-curricular components, Tutor- Ward system, ICT enabled Learning, Re-engineering program thus fortifying the institutional culture of seeking highest standards of quality.

**Prof. Premavathy Vijayan**  
Vice-Chancellor & Chairman, IQAC

**Avinashilingam Institute for Home Science and Higher Education for Women**

---

**Annual Analysis of Students 2018  
(Post Graduate students)**

---

**Executive Summary**

- ✚ 39.68% of students belong to Coimbatore district.
- ✚ 11.35% of students have already worked and made earnings.
- ✚ 6.68% of students have health issues.
- ✚ 95.14% of students have Aadhar Card.
- ✚ 22.67% of students studied SSLC in Govt. School.
- ✚ 25% of students studied SSLC in Tamil medium.
- ✚ 26.11% seek Rs.15,000 38.67% seek Rs.25,000 – as minimum salary and 30.16% seek more than Rs.25,000
- ✚ 78.34% own a laptop and 99.19% own mobile phones (98.98% smart phones)
- ✚ 60.53% seek NET training, 27.53% seek civil service training
- ✚ 74% of students registered in Employment Exchange
- ✚ 45.95% of students are involved in social service/ charitable activities

**Avinashilingam Institute for Home Science and Higher Education for  
Women**

**ANNUAL STUDENT SURVEY 2018**

**Post Graduate Students**

**❖ GENERAL**

<b>Variables</b>	<b>%</b>
<b>Age</b>	
17	0
18	0.61
>18	99.39
<b>District</b>	
Coimbatore	39.68
Salem	2.02
Karur	2.02
Erode	3.44
Nilgiris	3.86
Tirupur	7.49
Chennai	8.10
Madurai	0.20
Others	33.19
<b>Marital status</b>	
Married	7.08
Unmarried	92.91
<b>Nationality</b>	
Indian	99.59
Other	0.41
<b>Religion</b>	
Hindu	89.07
Christian	7.69
Muslim	3.24
Other	0
<b>State</b>	
Tamil Nadu	82.59
Kerala	8.10
Karnataka	0
Andhra Pradesh	0.40
Manipur	2.03
Other	6.88

---

<b>Community</b>	
BC	23.28
OBC	48.17
MBC	5.87
SC	8.70
ST	4.05
OC	8.92
Other	1.07
<b>Mother Tongue</b>	
Tamil	72.77
Malayalam	9.31
Telugu	5.06
Kannada	2.43
Manipuri	2.23
Other	8.70
<b>Blood group</b>	
O+	40.49
O-	1.82
A+	17.29
A-	1.42
B+	30.16
B-	2.02
AB+	6.68
AB-	0.20
<b>Differently abled</b>	
Yes	0.61
No	99.39
<b>Ex-Service man</b>	
Yes	0.81
No	99.19
<b>Area</b>	
Rural	49.19
Urban	50.81
<b>Hostel</b>	
Yes	48.79
No	51.21
<b>First graduate in the family</b>	
Yes	41.09
No	58.91

---

<b>Single girl child</b>	
Yes	15.38
No	84.62
<b>Distance from the place of residence to University</b>	
Up to 25KM	62.35
25 KM-50 KM	8.91
50 KM-75 KM	10.93
75 KM- 100 KM	2.02
Above 100 KM	9.72
No response	6.07
<b>How do you propose to travel</b>	
Bus	35.43
University Bus	0.81
Train	6.48
Own vehicle	9.31
Walk	47.97

## ❖ B. SOCIAL & FAMILY BACKGROUND

Variable	%
<b>Mother's profession</b>	
Government servant	8.50
Private job	8.50
Retired	2
Self employed	14.37
Not employed	64.78
No response	1.83
<b>Father's profession</b>	
Government servant	10.53
Private job	23.68
Retired	5.06
Self employed	52.43
Not employed	1.01
No response	7.29
<b>Education of mother</b>	
10 <sup>th</sup> Std.	31.77
12 <sup>th</sup>	20.24
Bachelors	16.40
PhD/Masters	5.47
Others	12.96
No response	13.16

<b>Education of father</b>	
10 <sup>th</sup> Std.	31.38
12 <sup>th</sup>	16.19
Bachelors	22.48
PhD/Masters	8.50
Others	12.55
No response	8.90
<b>Siblings</b>	
0	11.13
1	67.61
2	13.77
More than 3	6.28
No response	1.21
<b>Income</b>	
< 1 lakh	62.15
<2 lakh	23.08
<3 lakh	8.91
>3 lakh	5.86
<b>Who finances your Education</b>	
Father	62.14
Mother	6.48
Parents	25.91
Self	0.20
Other	4.05
No response	1.22
<b>Have you already worked and made earnings:</b>	
Yes	11.35
No	87.24
No response	1.41
<b>Do you have any health problems:</b>	
Yes	6.68
No	92.51
No response	0.81
<b>Do you own a vehicle:</b>	
Yes	8.91
No	91.09
No response	0
<b>Do you wear spectacles:</b>	
Yes	32.99
No	66.81
No response	0.20

---

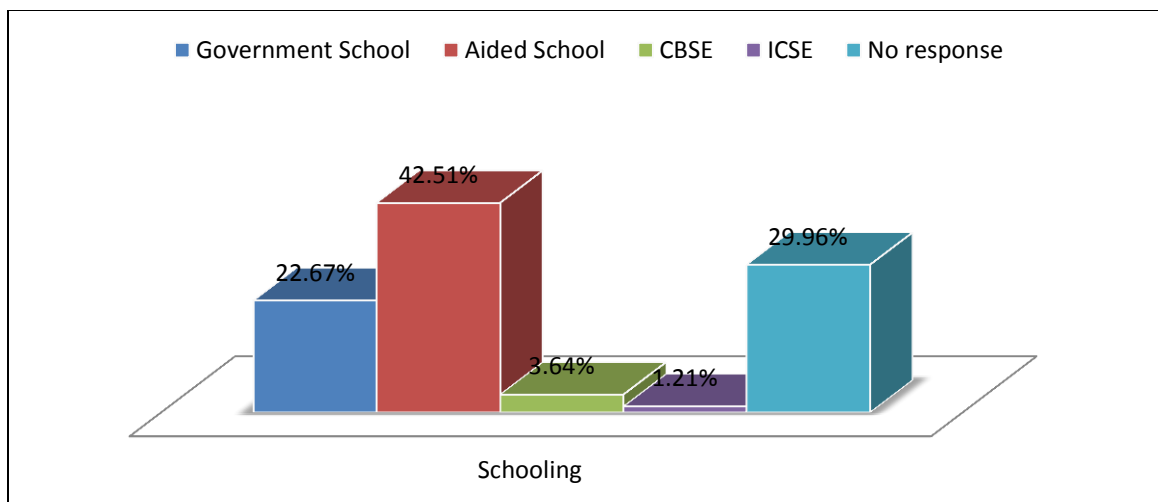
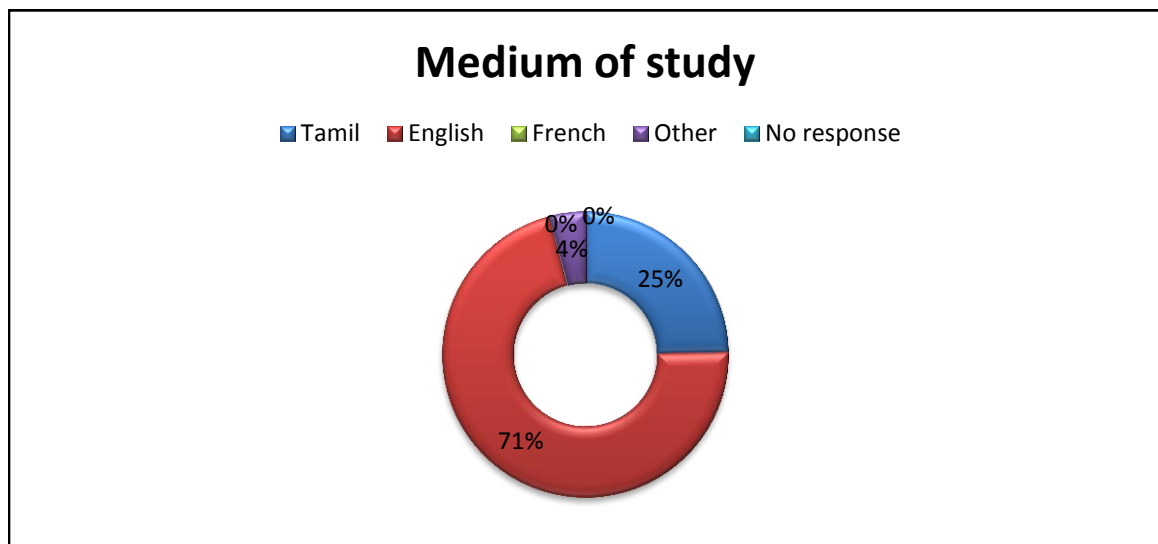
**Are you a Vegan:**

Yes	11.34
No	88.46
No response	0.20

**Do you have an Aadhar card:**

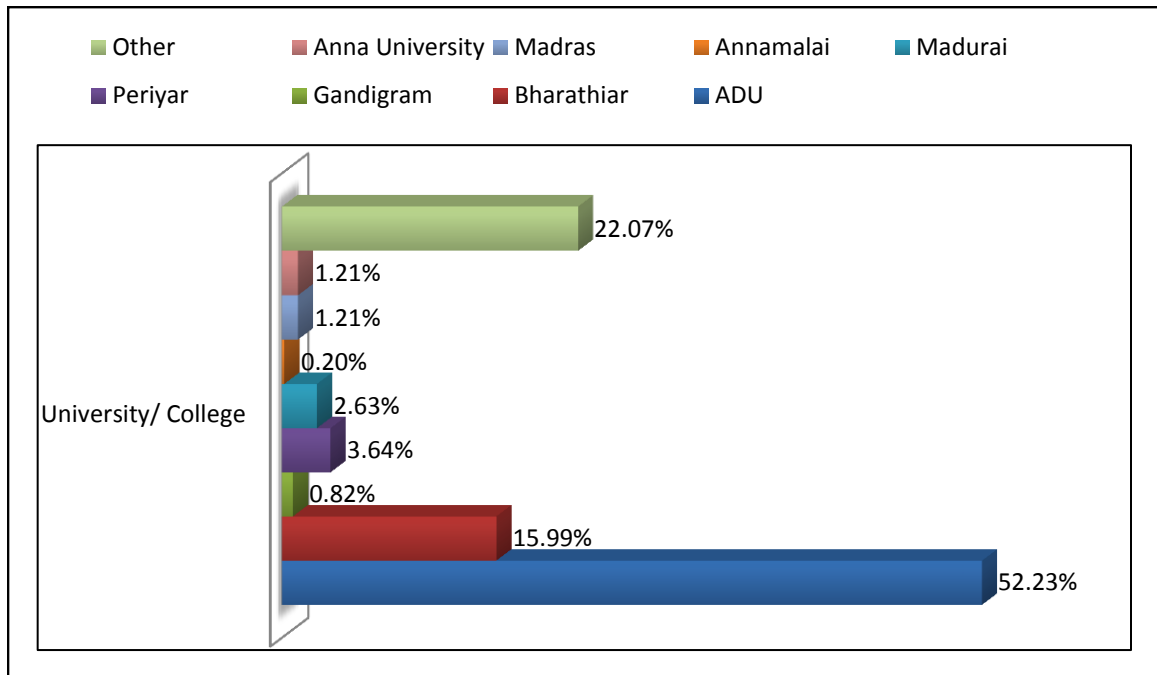
Yes	95.14
No	4.86
No response	0

---

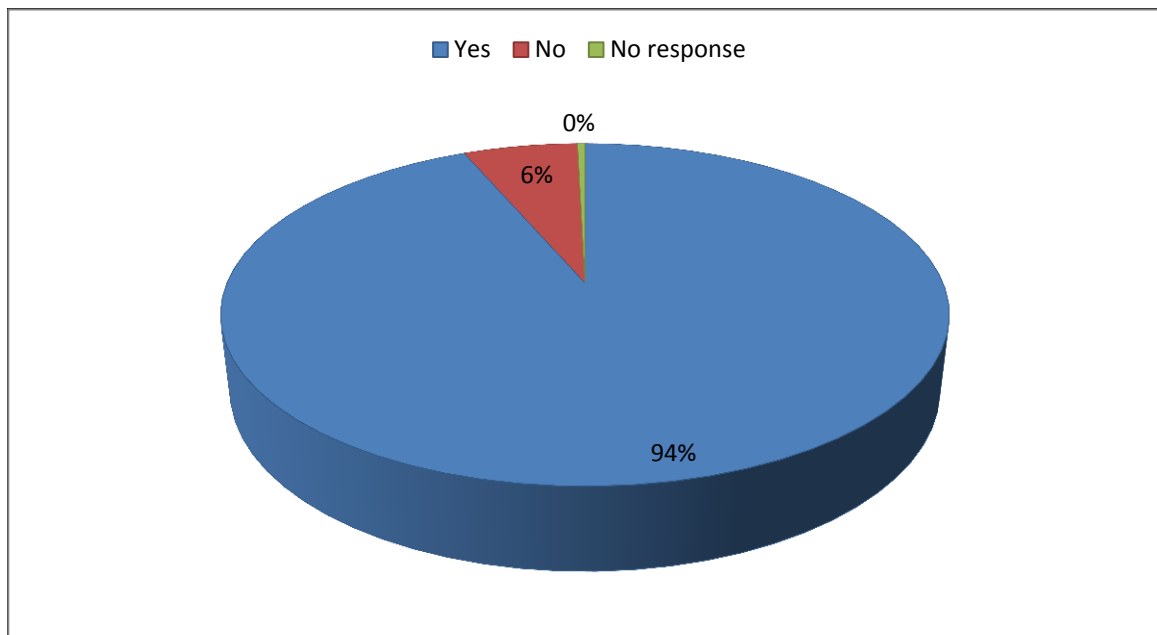
**❖ Educational Background****1. 12<sup>th</sup> Std. Schooling****2. Medium of study**



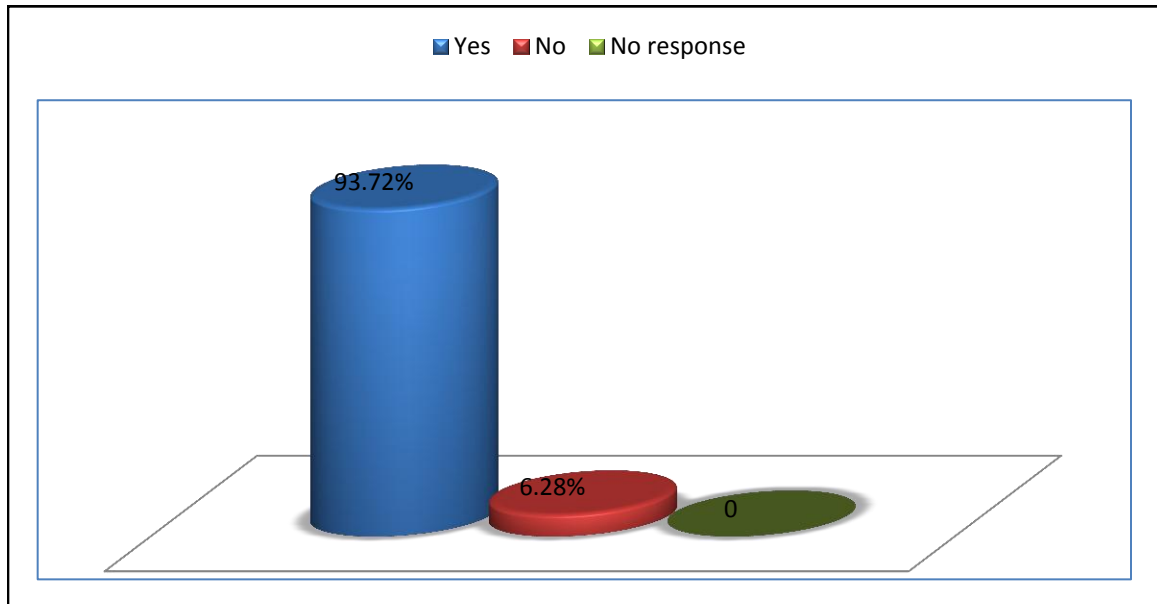
### 3. Undergraduate College/ University



### 4. Did you study the UG degree in the subject you wished



## 5. Did you pass your UG in the first attempt?



### ❖ D. ADMISSION PROCESS

Variable	%
<b>What made you join this institute:</b>	
Own choice	34.41
Parents advice	50.20
Classmates advice	1.21
Teachers advice	4.45
Based on other	9.12
No response	0.61
<b>How did you know about the PG programme of this Institute:</b>	
News paper	1.01
ADU website	44.53
Other website	3.64
Word of mouth	29.55
Social media	2.24
Other	17.61
No response	1.42
<b>Was this Institute your first choice for UG studies</b>	
Yes	71.66
No	27.94
No response	0.40

---

**Whether the prior information regarding the entrance exam was provided:**

Yes	90.28
No	8.91
No response	0.81

**Do you think this institute is an excellent institution**

Yes	81.98
No	12.55
No response	5.47

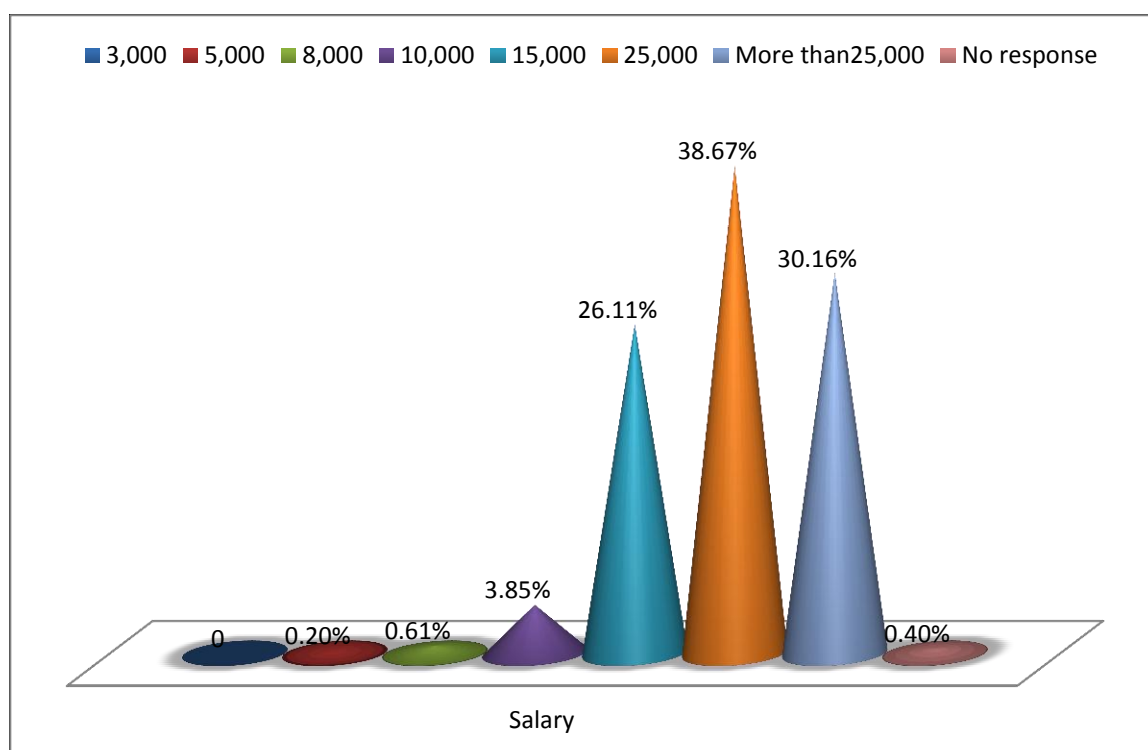
**Did you apply to other Institute / University**

Yes	16.60
No	83.00
No response	0.40

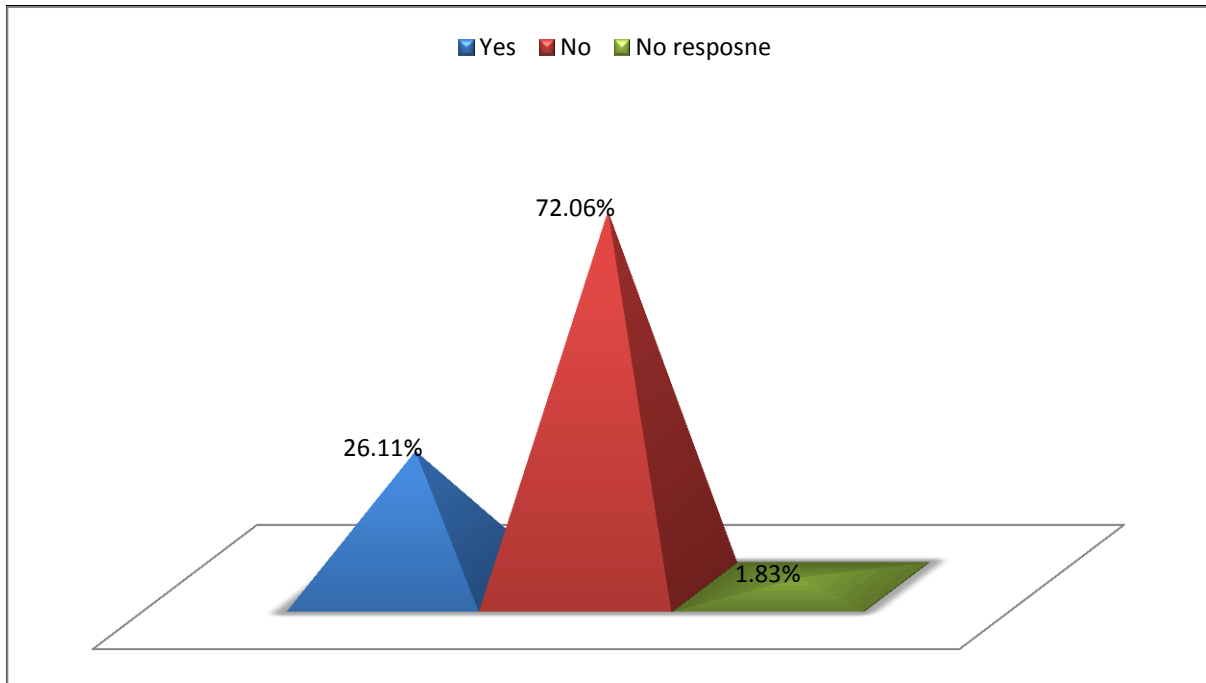
---

❖ **E. HIGHER STUDIES & CAREER**

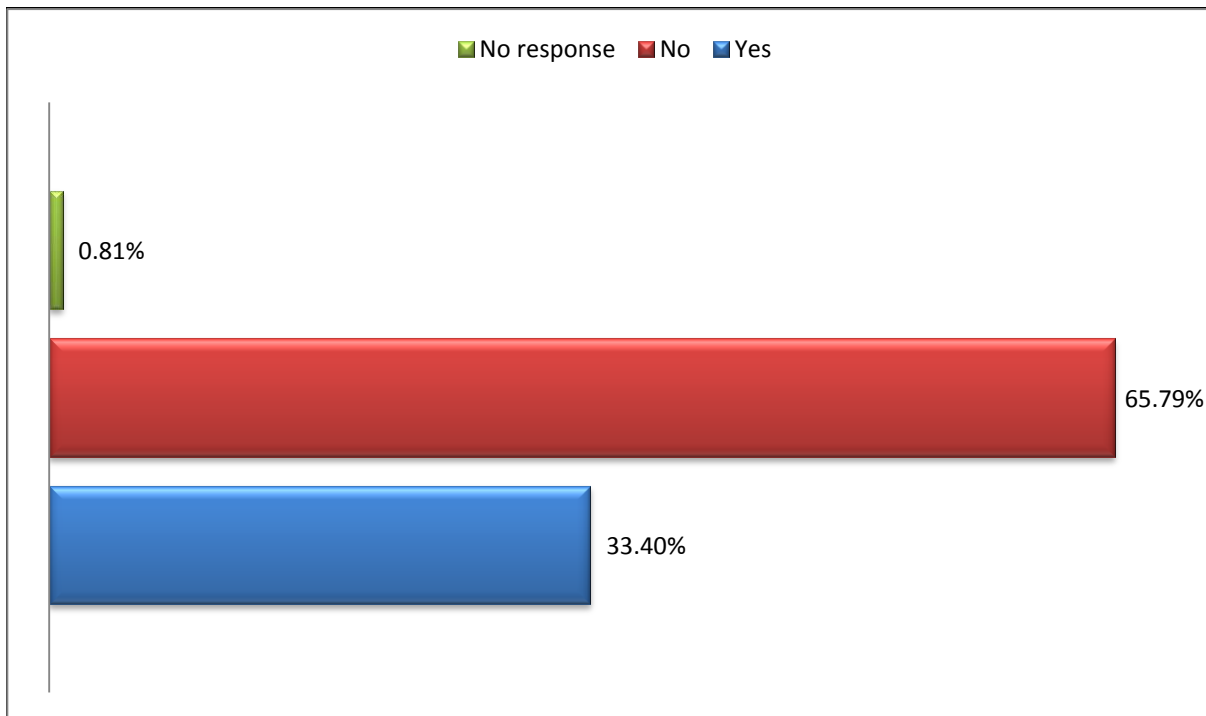
**1. When you get a job, what is the minimum salary that you expect?**



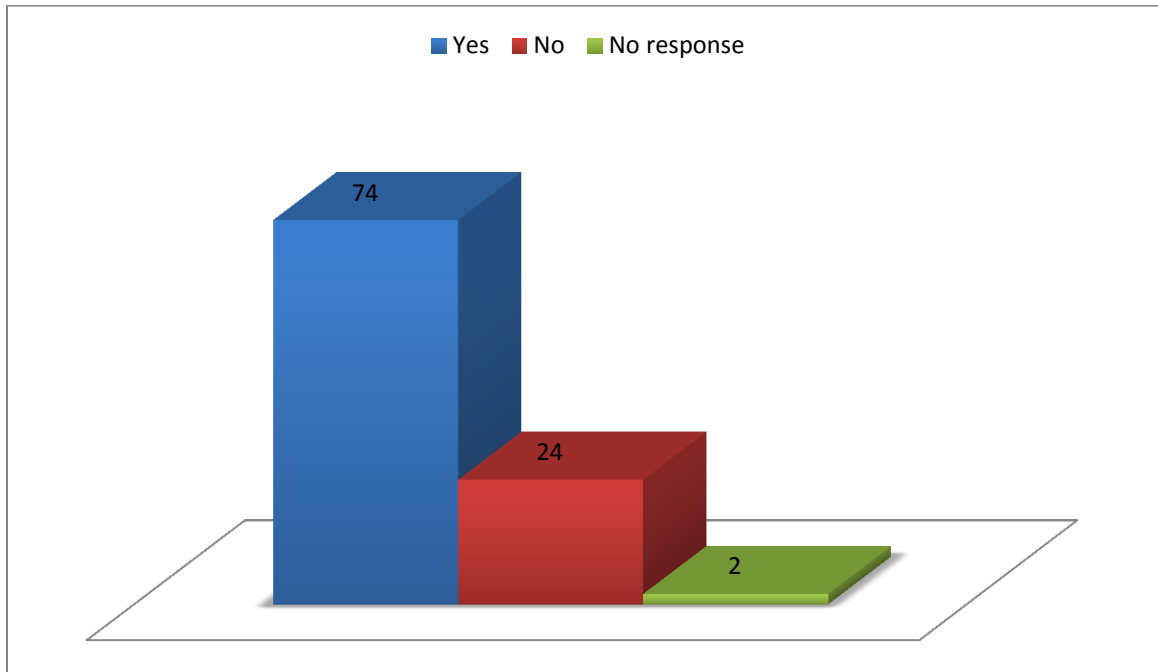
## 2. Are you planning to pursue M.Phil?



## 3. Are you planning to pursue PhD?



#### 4. Have you registered in Employment Exchange



#### ❖ F. TECHNOLOGY USE

Variable	%
<b>Which social media account(s) you regularly use</b>	
Facebook	17.40
Google+	24.09
Whatsapp	91.70
Academia.edu	2.63
LinkedIn	4.05
Twitter	7.09
Research Gate	10.53
No response	1.62
<b>Do you own a mobile</b>	
Yes	99.19
No	0.81
No response	0
<b>Is the mobile a smart phone</b>	
Yes	98.98
No	1.02
No response	0

<b>Do you have more than one email</b>	
Yes	44.74
No	55.26
No response	0
<b>Do you have a website/ blog</b>	
Yes	8.91
No	91.09
No response	0
<b>Do you have a bank account</b>	
Yes	97.77
No	2.23
No response	0
<b>Is it internet banking enabled</b>	
Yes	40.58
No	59.42
No response	0
<b>Do you own a laptop/desktop</b>	
Yes	78.34
No	20.85
No response	0.81
<b>If yes, name the OS</b>	
Linux	4.91
Windows	95.09
No response	0

## ❖ G. YOUTH ACTIVITIES

Variable	%
<b>Do you plan to take part in KalaiVizha as a contestant</b>	
Yes	42.11
No	57.28
No response	0.61
<b>If Yes, Which Item:</b>	
Music	6.88
Essay writing	8.70
Dance	13.97
Group items	13.77
Others	6.48
No response	15.99

<b>Do you practice Yoga</b>	
Yes	33.81
No	64.37
No response	1.82
<b>Have you represented school in any sporting event</b>	
Yes	7.29
No	92.71
No response	0
<b>Sports item that you are most interested in</b>	
Football	5.06
Badminton	23.28
Cricket	14.37
Chess	8.10
Others	41.70
No response	6.68
<b>Have you ever donated Blood</b>	
Yes	11.13
No	88.87
No response	0
<b>Are you involved in any social service/charitable activities</b>	
Yes	45.95
No	53.85
No response	0.20
<b>Would you wish to start a company of your own if the Institute gives you space &amp; support</b>	
Yes	45.34
No	53.84
No response	0.81
<b>According to you biggest two threats for the society are:</b>	
Pesticide in food	37.25
Communication	7.89
Corruption	42.51
Terrorism	19.84
Waste disposal	19.64
Environmental pollution	34.62
Others	3.85
No response	0.61

## ❖ H. SOFT SKILLS, ADDITIONAL SKILLS / TRAINING

Variable	%
<b>Which languages do you write:</b>	
Tamil	69.03
English	95.95
Malayalam	6.28
Hindi	12.55
Other	5.87
<b>Which languages do you read:</b>	
Tamil	73.48
English	94.94
Malayalam	8.30
Hindi	19.03
Other	7.69
No response	0
<b>Which training do you require:</b>	
NET	60.53
CSIE/UGC	13.36
Civil Service	27.53
TOEFL	11.54
Other	8.70
No response	4.66
<b>What language you wish the lecturers in your Institute to give lecture in:</b>	
Malayalam	0.61
Mix of Tamil & English	62.55
English	35.64
Other	0.40
No response	0.80

## ❖ Confidence Level

Variable (Rate your confidence*)	Not at all confident (%)	Not very confident (%)	Moderately Confident (%)	Confident (%)	Very Confident (%)	No response (%)
In writing your mother tongue	4.66	2.83	8.70	22.27	57.69	3.85
In English communication	0.40	3.44	21.86	42.31	26.32	5.67
In speaking your mother tongue	1.42	1.62	7.89	18.22	70.85	0
In public speaking in English	0.20	5.26	27.94	44.33	21.66	0.61
Self Confidence	0	1.02	8.70	46.56	42.91	0.81
Self confidence	1.42	4.45	27.73	43.32	22.27	0.81
In arts/cultural activities						