



Avinashilingam Institute for Home Science and Higher Education for Women
(Deemed to be University under Category 'A' by MHRD, Estd. u/s 3 of UGC Act 1956)
Re-accredited with 'A' Grade by NAAC. Recognized by UGC under Section 12B
Coimbatore-641 043, Tamil Nadu, India

**Report on Annual Student Survey
(2019-20)
Undergraduate Students**



Internal Quality Assurance Cell

Avinashilingam Institute for Home Science and Higher Education for Women
Coimbatore –641043

Preface

The gateway to observe the students is through the Analysis Report generated at the time of admission. This adds a unique contribution by the institute towards creating intellectual capital needed to support Empowered Nation building process.

The students would fill in a form at the time of their admission and a database is created for both under graduates and post graduates. This data is subject to empirical analysis and the outcome of the analysis presents the full background of the students to enable the faculty members to chart out learning plans and design developmental models. This helps in bring about interventional and transformational changes in designing curricular and co-curricular components, Tutor- Ward system, ICT enabled Learning, Re-engineering program thus fortifying the institutional culture of seeking highest standards of quality.

Prof. Premavathy Vijayan

Vice-Chancellor & Chairman, IQAC

Avinashilingam Institute for Home Science and Higher Education for Women

Annual Analysis of Students - 2019 (Undergraduate)

Executive Summary

- ✚ 55.26% of students belong to Coimbatore district
- ✚ 2.89% of students have already worked and made earnings.
- ✚ 2.49% of students have health issues.
- ✚ 99.87% of students have Aadhar Card.
- ✚ 20.96% of students studied SSLC in Govt. School.
- ✚ 33.18% of students studied SSLC in Tamil medium.
- ✚ 51.77% seek salary of Rs.25,000 and more, 24.24% seek Rs.25,000 and 13.07% seek Rs.15,000 as minimum salary
- ✚ 45.53% own a laptop and 90.08% own mobile phones (94.47% smart phones)
- ✚ 13.53% seek NET training, 36.59% seek civil service training
- ✚ 62% of students plan to join for higher studies
- ✚ 31.54% of students are involved in social service/ charitable activities
- ✚ 95.60% of students are from Tamil Nadu
- ✚ 38.04% of students are from rural area
- ✚ 43.43% of students are first graduates
- ✚ 24.05% of students are single girl child.

Avinashilingam Institute for Home Science and Higher Education for Women

ANNUAL STUDENT SURVEY 2019

Under Graduate Students

❖ A. GENERAL

Variables	%
Age	
17	46.25
18	37.98
Above 18	15.77
District	
Coimbatore	55.26
Salem	2.36
Karur	2.43
Erode	2.96
Nilgiris	8.74
Tirupur	8.28
Chennai	0.59
Madurai	0.79
Others	18.59
Marital Status	
Married	0.99
Unmarried	99.01
Nationality	
Indian	99.93
Other	0.07
Religion	
Hindu	86.79
Christian	4.93
Muslim	8.15
Other	0.13
State	
Tamil Nadu	95.60
Kerala	2.76
Karnataka	0.19
Andhra Pradesh	0.14
Manipur	0.19
Other	1.12

Community	
BC	31.14
OBC	37.52
MBC	9.39
SC	10.58
ST	2.17
OC	8.87
Other	0.33
Mother Tongue	
Tamil	78.91
Malayalam	5.12
Telugu	6.18
Kannada	4.73
Manipuri	0.13
Other	4.93
Blood group	
O+	34.76
O-	3.42
A+	19.65
A-	1.12
B+	29.95
B-	1.64
AB+	6.70
AB-	2.76
Differently abled	
Yes	0.53
No	99.74
Ex-service man ward	
Yes	0.66
No	99.34
Area	
Rural	38.04
Urban	61.96
Hostel	
Yes	37.78
No	62.22

First graduate in the family?

Yes	43.43
No	56.57

Single girl child

Yes	24.05
No	75.95

Language chosen

Tamil	81.41
Hindi	2.50
French	16.09

IV Component

NSS	88.37
NCC	3.68
Sports	7.95

Income

< 1 lakh	60.12
< 2 lakh	21.22
< 3 lakh	9.53
> 3 lakh	9.13

Distance from the place of residence to University

Up to 25 KM	56.11
25 KM-50 KM	16.82
50 KM-75 KM	6.04
75 KM-100 KM	3.68
Above 100 KM	7.42
No response	9.92

How do you propose to travel

Bus	44.09
University bus	10.91
Train	5.32
Own Vehicle	8.08
Walk	31.60

❖ B. SOCIAL & FAMILY BACKGROUND

Variables	%
Mother's Profession	
Government Servant	4.94
Private job	14.85
Self-employed	10.19
Not employed	59.97
No response	10.05
Father's Profession	
Government Servant	8.50
Private job	35.41
Retired	0.72
Self-employed	47.11
Not employed	2.43
No response	6.18
Education of Mother	
10 th Std	36.79
+12	19.32
Bachelors	13.21
PhD/ Masters	6.24
Other	12.81
No response	11.63
Education of Father	
10 th Std	35.48
+12	20.11
Bachelors	14.32
PhD/ Masters	5.19
Other	15.57
No response	9.33
Siblings	
0	12.15
1	64.78
2	15.06
3 & more	3.35
No response	4.66
Who finances your education	
Father	58.74
Mother	7.23
Parents	30.68
Self	0.33
Others	2.10
No response	0.92

Have you already worked and made earnings?

Yes	2.89
No	96.92
No response	0.19

Do you have any health problem?

Yes	2.49
No	97.44
No response	0.13

Do you own a vehicle?

Yes	6.83
No	93.10
No response	0.07

Do you wear spectacles?

Yes	30.88
No	69.12
No response	0

Are you a vegan?

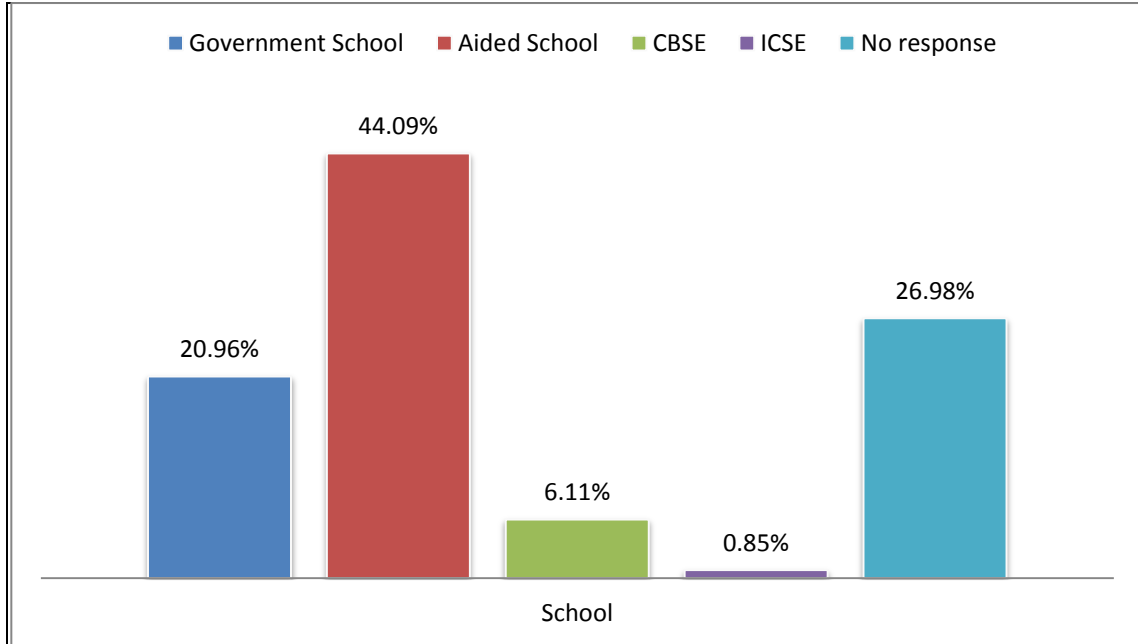
Yes	15.44
No	84.56
No response	0

Do you have an Aadhar card?

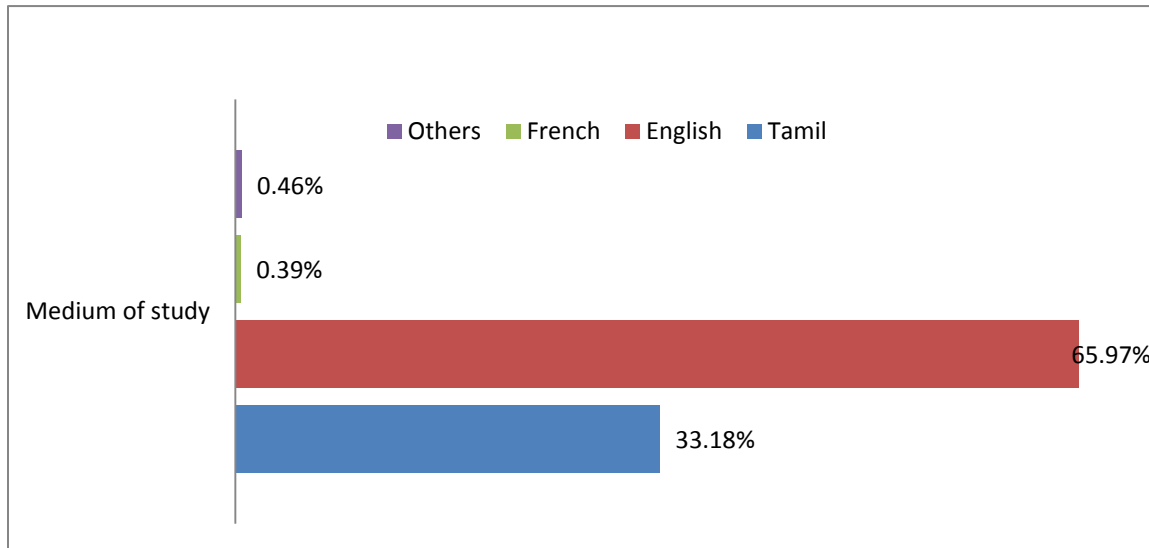
Yes	99.87
No	0.13
No response	0

❖ C. Educational Background

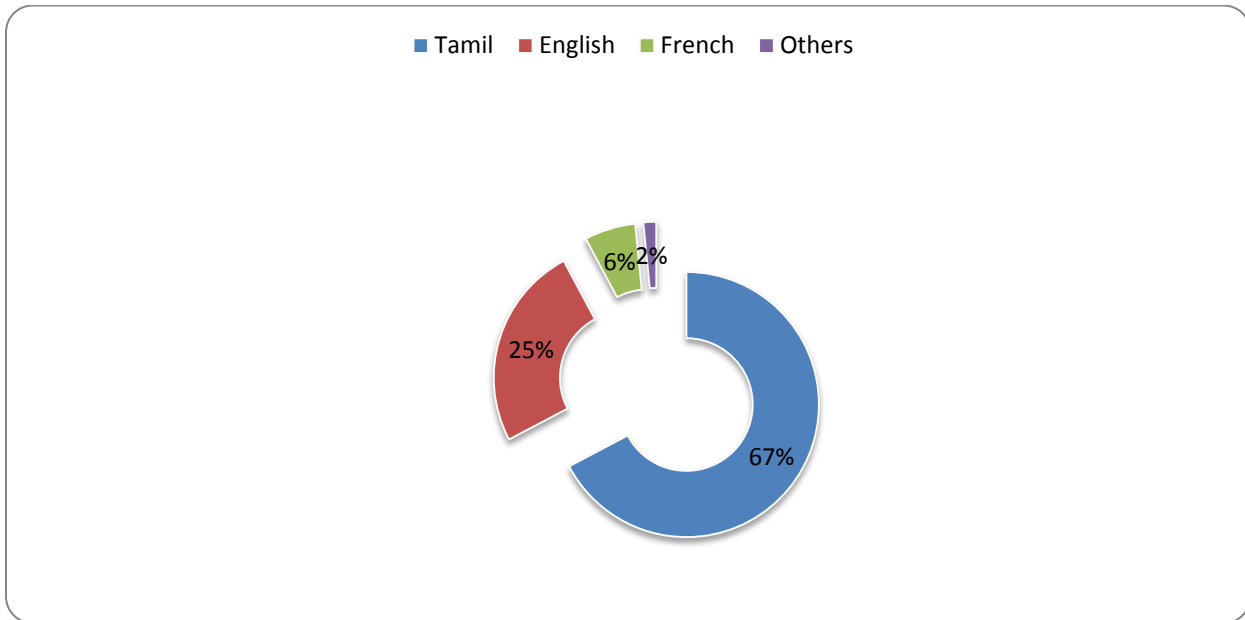
1. 12th Std. Schooling



2. Medium of study



3. Language chosen in 12thStd.



❖ D. ADMISSION PROCESS

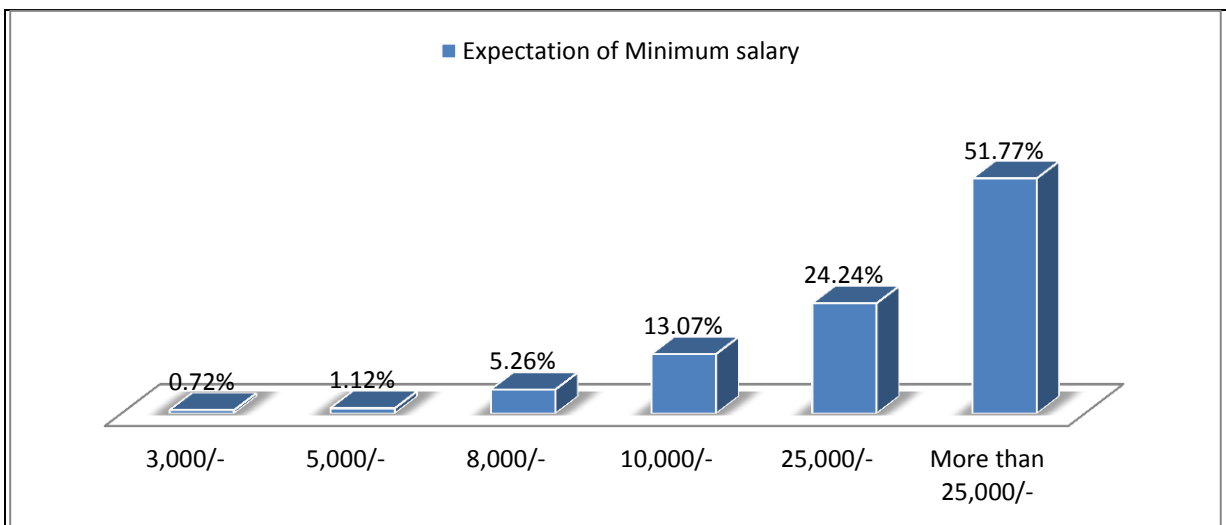
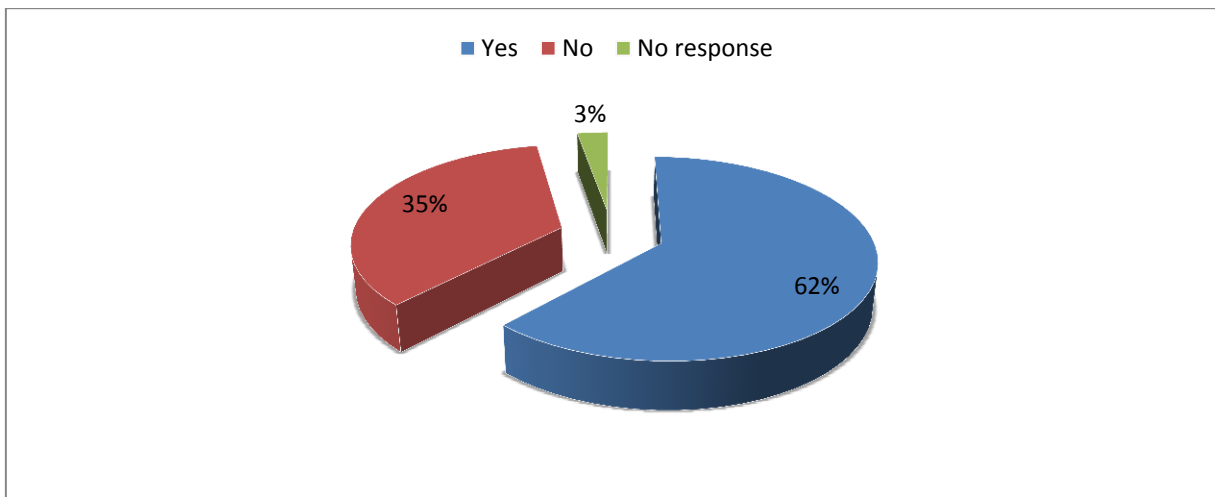
Variables	%
What made you join this institute	
Own choice	24.18
Parents advice	61.63
Classmate's advice	2.37
Teachers advice	1.05
Based on other	9.00
No response	1.77
How did you know about the UG programme of this Institute	
Newspaper	1.71
ADU website	18.07
Other website	3.48
Word of mouth	59.79
Social media	2.83
Other	8.54
No response	5.58
Was this Institute your first choice for UG studies	
Yes	60.65
No	37.38
No response	1.97

Do you think this institute is an excellent institution

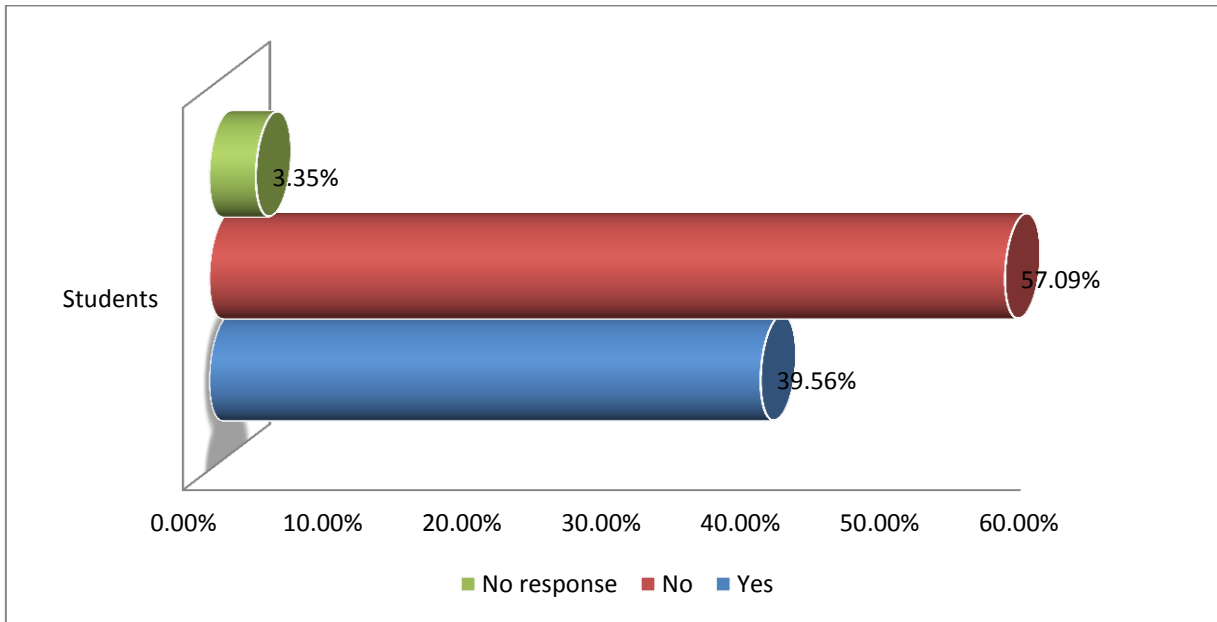
Yes	76.35
No	16.42
No response	7.23

Did you apply to other Institute / University

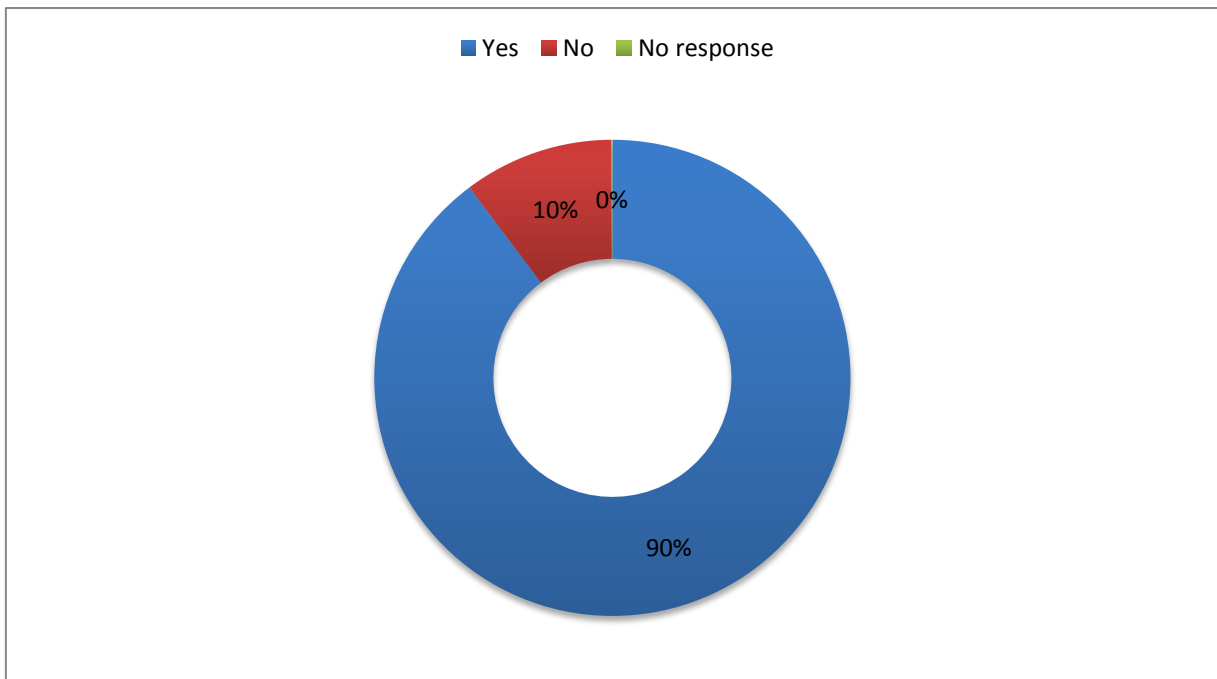
Yes	36.85
No	60.32
No response	2.83

❖ E. HIGHER STUDIES & CAREER**1. When you get a job, what is the minimum salary that you expect?****2. Do you plan to join for higher studies?**

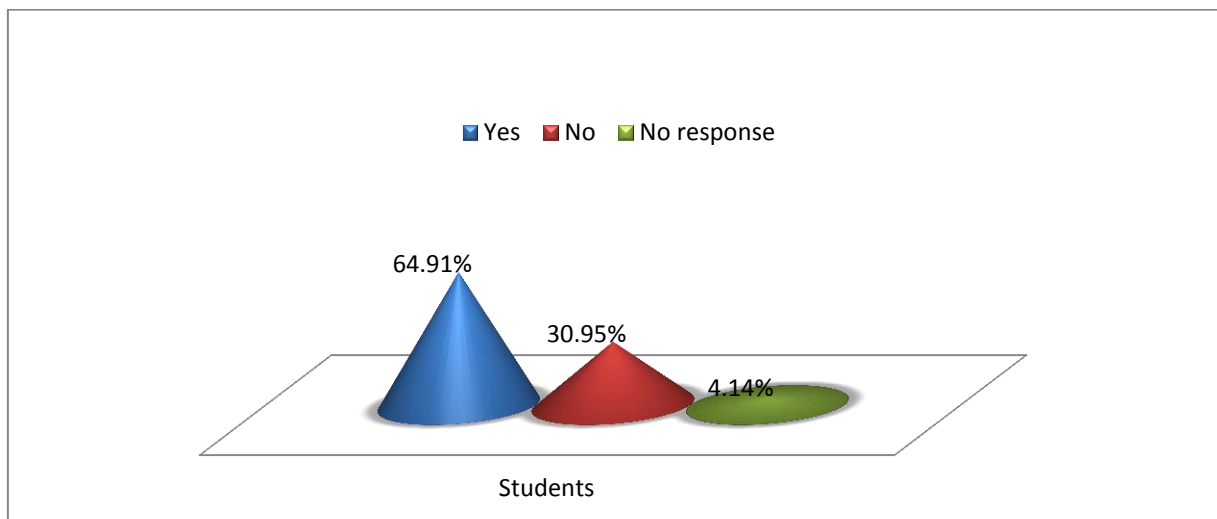
3. Will you try for Civil Service?



4. Are you confident to face interviews?



5. Have you registered in Employment Exchange?



❖ F. TECHNOLOGY USE

Variables	%
Which social media account(s) you regularly use	
Facebook	13.27
Google+	22.01
Whatsapp	89.29
Academia.edu	3.42
LinkedIn	0.19
Twitter	8.94
Research Gate	0.19
No response	1.51
Do you own a mobile	
Yes	90.08
No	9.92
No response	0
Is the mobile a smart phone	
Yes	94.47
No	1.23
No response	0
Do you have more than one email	
Yes	29.17
No	70.83
No response	0

Do you have a website/ blog	
Yes	5.78
No	94.22
No response	0
Do you have a bank account	
Yes	79.64
No	19.90
No response	0.46
Is it internet banking enabled	
Yes	35.48
No	64.52
No response	0
Do you own a laptop/desktop	
Yes	45.53
No	57.75
No response	0.72
If yes, name the OS	
Yes	6.35
No	93.65
No response	0

❖ G. YOUTH ACTIVITIES

Variables	%
Do you plan to take part in KalaiVizha as a contestant	
Yes	61.43
No	35.35
No response	3.22
If Yes, Which Item:	
Music	6.89
Essay writing	11.37
Dance	23.98
Group items	17.28
Others	13.73
No response	9.59
Do you practice Yoga	
Yes	58.80
No	39.03
No response	2.17

Have you represented school in any sporting event

Yes	31.99
No	64.59
No response	3.42

Sports item that you are most interested in

Football	7.95
Badminton	20.30
Cricket	10.51
Chess	9.26
Others	34.36
No response	9.86

Have you ever donated Blood

Yes	2.56
No	97.31
No response	0.13

Are you involved in any social service/charitable activities

Yes	31.54
No	64.85
No response	3.61

**Would you wish to start a company of your own if the
Institute gives you space & support**

Yes	39.09
No	52.57
No response	8.34

According to you biggest two threats for the society are:

Pesticide in food	23.13
Communication	9.79
Corruption	36.73
Terrorism	23.39
Waste disposal	16.69
Environmental pollution	32.13
Others	5.91
No response	10.58

❖ H. SOFT SKILLS, ADDITIONAL SKILLS / TRAINING

Variables	%
Which languages do you write:	
Tamil	64.45
English	79.76
Malayalam	2.56
Hindi	8.87
Other	2.17
No response	0.13
Which languages do you read:	
Tamil	59.13
English	75.16
Malayalam	5.65
Hindi	9.13
Other	3.09
No response	2.23
Which training do you require:	
NET	13.53
CSIE/UGC	10.91
Civil Service	36.59
TOEFL	6.37
Other	11.76
No response	14.19
What language you wish the lecturers in your Institute to give lecture in:	
Malayalam	6.76
Mix of Tamil & English	79.04
English	13.28
Other	0.79
No response	0.13

❖ Confidence Level

Variable (Rate your confidence*)	Not at all confident (%)	Not very confident (%)	Moderately Confident (%)	Confident (%)	Very Confident (%)	No response (%)
In English Communication	0.39	4.87	19.97	50.39	21.88	2.50
In public speaking in your mother tongue	0.92	2.56	9.99	25.82	60.58	0.13
In public speaking in English	8.54	7.29	23.65	37.33	22.01	1.18
Self confidence	0.59	2.23	12.22	41.14	40.93	2.89
In arts and cultural activities	1.18	6.24	17.03	39.88	31.60	4.07