



Avinashilingam Institute for Home Science and Higher Education for Women
(Deemed to be University Estd, u/s 3 of UGC Act 1956, Category A by MHRD)
Re-accredited with A++ Grade by NAAC, CGPA 3.65/4, Category I by UGC
Coimbatore - 641 043, Tamil Nadu, India

Consolidated Financial Statement of Accounts

For the FY 2021-22



Avinashilingam Institute for Home Science and Higher Education for Women

(Deemed to be University Estd. u/s 3 of UGC Act 1956, Category A by MHRD)

Re-accredited with A++ Grade by NAAC. CGPA 3.65/4, Category I by UGC

Coimbatore - 641 043, Tamil Nadu, India

Consolidated Financial Statement of Accounts

For the FY 2021-22

AVINASHILINGAM INSTITUTE FOR HOME SCIENCE AND HIGHER EDUCATION FOR WOMEN

ANNUAL ACCOUNTS FY 2021-22

INDEX

Sch. No.	Particulars	Page No.
--	Statutory Audit report	1-2
--	Utilization Certificate for Non Plan	3-6
--	Utilization Certificate for Plan	7-8
--	Consolidated Balance Sheet	9
--	Consolidated Income and Expenditure Account	10
	Income and Expenditure Account-Plan & Non Plan	11
1	Corpus/Capital Fund	12
2	Designated/Earmarked/Endowment Funds	13
2	Details for Sch -2 - Designated Fund	14
2-a	Endowment Funds	15-19
3	Current Liabilities & Provisions	20
3	Current Liabilities & Provisions - Designated Fund	21
3 (a)	Sponsored Project	22-25
3 (b)	Sponsored Fellowships and Scholarships	26
4	Fixed Assets	27-34
5	Investments	35
5	Details for Investment	36-42
6	Investments – Others	35
7	Current Assets	43
7(a)	Bank Balances – Annexure (Details)	44-46
8	Loans, Advances & Deposits	47
8-(a)	Loans, Advances & Deposits – Designated Funds	48

Sch. No.	Particulars	Page No.
9	Academic Receipts – Plan & Non-Plan	49
	Other Accounts	58
	Designated Funds	64
10	Grants/Subsidies- Plan & Non Plan	50
11	Income from Investments– Plan & Non-Plan	51
	Other Accounts	58
	Designated Funds	65
12	Interest Earned – Plan & Non-Plan	51
	Other Accounts	59
	Designated Funds	65
13	Other Income– Plan & Non-Plan	52
	Other Accounts	59
	Designated Funds	66
14	Prior Period Income – Plan & Non-Plan	52
	Other Accounts	59
	Designated Funds	67
15	Staff Payments & Benefits (Establishment Expenses) – Plan & Non-Plan	53
	Other Accounts	60
	Designated Funds	67
16	Academic Expenses– Plan & Non-Plan	54
	Other Accounts	60
	Designated Funds	68
17	Administrative and General Expenses– Plan & Non-Plan	55
	Other Accounts	61
	Designated Funds	69
18	Transportation Expenses– Plan & Non-Plan	56
	Other Accounts	62
	Designated Funds	70
19	Repair & Maintenance– Plan & Non-Plan	56
	Other Accounts	62
	Designated Funds	70
20	Finance Cost– Plan & Non-Plan	57
	Other Accounts	63
	Designated Funds	71

Sch. No.	Particulars	Page No.
21	Other Expenses– Plan & Non-Plan Other Accounts Designated Funds	57 63 71
22	Prior Period Expenses– Plan & Non-Plan Other Accounts Designated Funds	57 63 71
	Balance sheet – Designated	72
	Income and Expenditure – Designated	73
	Balance sheet – Self Finance	74
	Income and Expenditure – Self Finance	75-77
	Balance sheet – Engineering	78
	Income and Expenditure – Engineering	79-81
	Consolidated Receipts & Payment Accounts	82-83
	GPF- Balance sheet & Income / Expenditure Account	84
-	New Pension Scheme – Balance sheet & Income / Expenditure Account	85
23	Significant Accounting Policies	86-91
24	Contingent Liabilities and Notes to Accounts	92-94



M.ALAGIRISWAMY & CO, Chartered Accountants, CA. M.ALAGIRISWAMY, B.SC, FCA
No.16, Tatabad, 6th Street, Coimbatore – 641012
Ph.: 0422-2496106, 2496306, 2491461
maaudit@gmail.com

AUDIT REPORT ON STATEMENT OF ACCOUNTS OF AVINASHILINGAM INSTITUTE FOR HOME SCIENCE AND HIGHER EDUCATION FOR WOMEN, COIMBATORE.

1. We have audited the attached Balance Sheet of M/s. Avinashilingam Institute for Home Science and Higher Education for Women, Coimbatore- as at 31.03.2022 and the Income and Expenditure account for the year ended on that date. These financial statements are the responsibility of the Management of M/s. Avinashilingam Institute for Home Science and Higher Education for Women. Our responsibility is to express an opinion on these financial statements based on our audit.
2. We conducted our audit in accordance with auditing standards generally accepted in India. These standards require that we plan and perform the audit to obtain reasonable assurance about whether the financial statements are free from material misstatements.

An audit includes examining, on a test basis, evidences supporting the amounts and disclosure in the financial statements. An audit also includes assessing the accounting principles used and significant estimates made by management, as well as evaluating the overall presentation of the financial statements. We believe that our audit provides a reasonable basis for our opinion.

3. Based on our audit, we report that:

- I. We have obtained all the information and explanations, which to the best of our knowledge and belief were necessary for the purpose of our audit.

- II. We observed and report that:

- a) Financial statements are prepared on the new format prescribed by Ministry of Education and approved by C&AG of India.





M. ALAGIRISWAMY & CO, Chartered Accountants, CA. M. ALAGIRISWAMY, B.SC, FCA
No.16, Tatabad, 6th Street, Coimbatore – 641012
Ph.: 0422-2496106, 2496306, 2491461
maudit@gmail.com

- b) Fixed asset register is being maintained.
- c) During the year ending 31.03.2022, Depreciation has been calculated on Straight Line Method based on the instructions of Ministry of Education.
- d) No provision for Retirement Benefits has been made during the year as the UGC releases funds only on the basis of actual payment made.
- e) There are no statutory liabilities pending, as confirmed by the Management.
- f) Provision for taxation is not made as the Institute enjoys exemption u/s 10 (23C) (iiiab) of the Income Tax Act.

Subject to our observation to the preceding paragraphs, we report that the Balance Sheet and Income and Expenditure Account dealt with by this report are in agreement with the books of accounts.

In our opinion and to the best of our information and according to the explanations given to us, the said financial statements read together with the Accounting Policies and Notes on Accounts, and subject to the significant matters stated in para 3(II) above give a true and fair view in conformity with accounting principles generally accepted in India.

- a. In so far it relates to the Balance Sheet, of the State of affairs of M/s. Avinashilingam Institute for Home Science and Higher Education for Women, Coimbatore, as at 31.03.2022 and
- b. In so far as it relates to Income and Expenditure account of the surplus for the year ended on that date.

Place: Coimbatore

Date: 17-06-2022




M. Alagiriswamy, B.Sc., F.C.A.,
M.No. 20236
M. Alagiriswamy & Co,
Chartered Accountants
No.16, 6th Street, Tatabad,
Coimbatore - 641 012.

**AVINASHILINGAM INSTITUTE FOR HOME SCIENCE AND HIGHER EDUCATION FOR WOMEN,
COIMBATORE -641043**

GFR 12 - A

[See Rule 238(1)]

FORM OF UTILIZATION CERTIFICATE

AUDITED UTILIZATION CERTIFICATE FOR THE YEAR 2021-22 In respect of MAINTENANCE GRANT

1 Name of the Scheme : MAINTENANCE GRANT (NON PLAN) FOR THE YEAR 2021-22
 2 Whether Salary/ Recurring / Creation of Capital Assets : SALARY / PENSION / NON SALARY
 3 Grants position at the beginning of the Financial year
 (i) Cash in Bank/Previous Year deficit : - 23,72,05,801
 (ii) Unadjusted Advances : Nil
 Total : - 23,72,05,801

4 Details of grants received, expenditure incurred and closing balances: (Actuals)

(Amount in Rs)

Unspent/Deficit Balances of Grants received years (Figure as at Sl.No.3 (iii))	Interest Earned thereon	Interest deposited back to the UGC	Grants received during the year			Total Available funds (1+2-3+4)	Expenditure incurred	Closing Balances (5-6)
1	2	3	4			5	6	7
			Sanction No.(i)	Date (ii)	Amount (iii)			
			SALARY [Head of A/c - 3 (A) 4 (36)]					
			1-1/2021 (DU) DTD.29.04.2021		4,75,00,000			
			1-1/2021 (DU) DTD.25.05.2021		4,75,00,000			
			1-1/2021 (DU) DTD.18.06.2021		4,00,00,000			
			1-1/2021 (DU) DTD.02.08.2021		4,00,00,000			
			1-1/2021 (DU) DTD.16.08.2021		4,00,00,000			
(19,03,02,212)			1-1/2021 (DU) DTD.27.09.2021		4,00,00,000	47,46,97,788	57,87,59,230	(10,40,61,442)
			1-1/2021 (DU) DTD.02.11.2021		4,00,00,000			
			1-1/2021 (DU) DTD.26.11.2021		4,00,00,000			
			1-1/2021 (DU) DTD.28.12.2021		4,00,00,000			
			1-1/2021 (DU) DTD.04.02.2022		4,00,00,000			
			1-1/2021 (DU) DTD.25.02.2022		4,00,00,000			
			1-1/2021 (DU) DTD. 29.03.2022		21,00,00,000			
(19,03,02,212)	-	-	SUB TOTAL -1		66,50,00,000	47,46,97,788	57,87,59,230	(10,40,61,442)



Unspent/Deficit Balances of Grants received years (Figure as at Sl.No.3 (iii))	Interest Earned thereon / Internal Receipt Non Salary	Interest deposited back to the UGC	Grants received during the year			Total Available funds (1+2-3+4)	Expenditure incurred	Closing Balances (5-6)
1	2	3	4			5	6	7
			Sanction No.(i)	Date (ii)	Amount (iii)			
			PENSION [Head of A/c 3 (A) 4(31)]					
			1-1/2021 (DU) DTD.29.04.2021		60,00,000			
			1-1/2021 (DU) DTD.27.05.2021		60,00,000			
			1-1/2021 (DU) DTD.21.06.2021		60,00,000			
			1-1/2021 (DU) DTD.03.08.2021		60,00,000			
			1-1/2021 (DU) DTD.16.08.2021		60,00,000			
			1-1/2021 (DU) DTD.27.09.2021		60,00,000			
			1-1/2021 (DU) DTD.02.11.2021		60,00,000			
			1-1/2021 (DU) DTD.26.11.2021		60,00,000			
			1-1/2021 (DU) DTD.28.12.2021		60,00,000			
			1-1/2021 (DU) DTD.04.02.2022		60,00,000			
			1-1/2021 (DU) DTD.28.02.2022		60,00,000			
(5,64,82,728)			1-1/2021 (DU) DTD. 29.03.2022		13,00,00,000	13,95,17,272	14,63,53,686	(68,36,414)
(5,64,82,728)	-	-	SUB TOTAL -2		19,60,00,000	13,95,17,272	14,63,53,686	(68,36,414)
			NON SALARY [Head of A/c 3 (A) 4(31)]					
95,79,139	7,26,16,391				-	8,21,95,530	8,21,95,530	-
95,79,139	7,26,16,391	-	SUB TOTAL - 3		-	8,21,95,530	8,21,95,530	-
(23,72,05,801)	7,26,16,391	-	GRAND TOTAL (1+2+3)			86,10,00,000	69,64,10,590	80,73,08,446
								(11,08,97,856)



Component wise Utilization of grants

Heads	General	SC	ST	Total
Opening Balance	(18,38,34,496)	(3,55,80,870)	(1,77,90,435)	(23,72,05,801)
Grand-in-aid	70,71,90,000	4,85,80,000	10,52,30,000	86,10,00,000
Interest Earned				13,76,482
Other Internal Receipts				7,12,39,909
Total Funds available (1+2)				69,64,10,590
Expenditure incurred	62,56,64,046	12,10,96,267	6,05,48,133	80,73,08,446
Unspent Balance available (3-4)	(8,59,45,838)	(1,66,34,678)	(83,17,339)	(11,08,97,856)

Details of grants position at the end of the year

(i) Cash in Hand / Bank/Deficit Balance	- 11,08,97,856
(ii) Unadjusted advances	
Total	- 11,08,97,856

Certified that we have satisfied ourselves that the conditions on which grants sanctioned have been duly fulfilled and that we have exercised following checks to see that the money has been actually utilized for the purpose for which it was sanctioned.

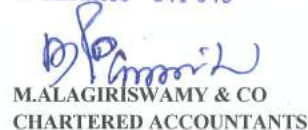
- The main accounts and other subsidiary accounts and registers (including assets registers) are maintained as prescribed in the relevant Act/Rules/Standing instructions (mention the Act/Rules) and have been duly audited by designated auditors. The figures depicted above tally with the audited figures mentioned in financial statements/ accounts.
- There exist internal controls for safeguarding public funds / assets, watching outcomes and achievements of physical targets against the financial inputs, ensuring quality in asset creation etc. & the periodic evaluation of internal controls is exercised to ensure their effectiveness.
- To the best of our knowledge and belief, no transactions have been entered that are in violation of relevant Act / Rules / Standing instruction and scheme guidelines.
- The responsibilities among the key functionaries for execution of the scheme have been assigned in clear terms and are not general in nature.
- The benefits were extended to the intended beneficiaries and only such areas / districts were covered where the scheme was intended to operate.
- The expenditure on various components of the scheme was as per the purpose authorized as per the scheme guidelines and terms and conditions of the grants-in-aid.
- It has been ensured that the physical and financial performance under Salary / Recurring / Creation of Capital Assets has been according to the requirements, as prescribed in the guidelines issued by UGC and the performance / targets achieved for the year to which the Utilization of the fund resulted.

PLACE : COIMBATORE

DATE : 17-06-2022


FINANCE OFFICER
Finance Officer

Avinashilingam Institute for Home Science
and Higher Education for Women
(University Estd. u/s 3 of UGC Act 1956)
Coimbatore - 641 043


M.ALAGIRISWAMY & CO
CHARTERED ACCOUNTANTS

M. Alagiriswamy, B.Sc., F.C.A.,
M.No. 20236
M. Alagiriswamy & Co,
Chartered Accountants
No.16, 6th Street, Tatabad,
Coimbatore - 641 012.


REGISTRAR
Registrar

Avinashilingam Institute for Home Science
and Higher Education for Women
(University Estd. u/s. 3 of UGC Act 1956)
Coimbatore - 641 043


VICE CHANCELLOR

VICE CHANCELLOR
Avinashilingam Institute for Home Science
and Higher Education for Women
(University Estd u/s. 3 of UGC Act 1956)
Coimbatore - 641 043.

**AVINASHILINGAM INSTITUTE FOR HOME SCIENCE AND HIGHER EDUCATION FOR WOMEN,
COIMBATORE -641 043**

GFR 12 - A

[See Rule 238(1)]

Audited Utilization Certificate for the FY 2021-22 In respect of Recurring / Non Recurring Grants -in-Aid / Creation of Capital Assets

1 Name of the Scheme	:	PLAN / GDA GRANT
2 Whether Recurring / Creation of Capital Assets	:	GENERAL (31) and CAPITAL ASSETS (35)
3 Grants position at the beginning of the Financial year	:	2021-22
(i) Cash in Hand / Bank	:	0
(ii) Unadjusted Advances	:	Nil
Total	:	0

4 Details of grants received, expenditure incurred and closing balances: (Actuals)

(Amount in Rs)

Unspent Balances of Grants received years (Figure as at Sl.No.3 (iii))	Interest Earned thereon / other Sources	Interest deposited back to the UGC	Grants received during the year			Total Available funds (1+2- 3+4)	Expenditure incurred	Closing Balances (5-6)
1	2	3	4			5	6	7
			Sanction No.(i)	Date (ii)	Amount (iii)			
			Recurring - General (31)					
(76,10,002)	88,995					(75,21,007)	88,995	(76,10,002)
(76,10,002)	88,995		TOTAL -1			(75,21,007)	88,995	(76,10,002)
			Sanction No.(i)	Date (ii)	Amount (iii)			
			Non- Recurring - Capital Assets (35)					
76,10,002	-					76,10,002	-	76,10,002
76,10,002	-	-	TOTAL -2			76,10,002	-	76,10,002
-	88,995	-	GRAND TOTAL (1+2+3)			88,995	88,995	-



Component wise Utilization of grants

Heads	General	SC	ST	Total
Opening Balance				-
Grand-in-aid received from UGC				-
Interest Earned / other sources				88,995
Total Funds available (1+2)				88,995
Expenditure incurred / Bills-on-hand & value of work-in-progress	68,971	13,349	6,675	88,995
Unspent Balance available (3-4)				-

Details of grants position at the end of the year

(i)	Cash in Hand / Bank	0
(ii)	Unadjusted advances	0
(iii)	Total	0

Certified that we have satisfied ourselves that the conditions on which grants sanctioned have been duly fulfilled and that we have exercised following checks to see that the money has been actually utilized for the purpose for which it was sanctioned.

- The main accounts and other subsidiary accounts and registers (including assets registers) are maintained as prescribed in the relevant Act/Rules/Standing instructions (mention the Act/Rules) and have been duly audited by designated auditors. The figures depicted above tally with the audited figures mentioned in financial statements/ accounts.
- There exist internal controls for safeguarding public funds / assets, watching outcomes and achievements of physical targets against the financial inputs, ensuring quality in asset creation etc. & the periodic evaluation of internal controls is exercised to ensure their effectiveness.
- To the best of our knowledge and belief, no transactions have been entered that are in violation of relevant Act / Rules / Standing instruction and scheme guidelines.
- The responsibilities among the key functionaries for execution of the scheme have been assigned in clear terms and are not general in nature.
- The benefits were extended to the intended beneficiaries and only such areas / districts were covered where the scheme was intended to operate.
- The expenditure on various components of the scheme was as per the purpose authorized as per the scheme guidelines and terms and conditions of the grants-in-aid.
- It has been ensured that the physical and financial performance under Salary / Recurring / Creation of Capital Assets has been according to the requirements, as prescribed in the guidelines issued by UGC and the performance / targets achieved for the year to which the Utilization of the fund resulted.

PLACE: COIMBATORE

DATE: 17-06-2022



FINANCE OFFICER
Finance Officer

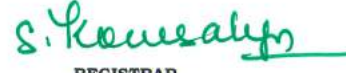
Avinashilingam Institute for Home Science
and Higher Education for Women
(University Estd. u/s 3 of UGC Act 1956)
Coimbatore - 641 043



M. ALAGIRISWAMY & CO
CHARTERED ACCOUNTANTS

M.No. 20236

M. Alagiriswamy & Co,
Chartered Accountants
No.16, 6th Street, Tatabad,
Coimbatore - 641 012.



REGISTRAR
Registrar

Avinashilingam Institute for Home Science
and Higher Education for Women
(University Estd.u/s. 3 of UGC Act.1956)
Coimbatore - 641 043



VICE CHANCELLOR

VICE CHANCELLOR

Avinashilingam Institute for Home Science
and Higher Education for Women
(University Estd u/s. 3 of UGC Act 1956)
Coimbatore - 641 043.

AVINASHILINGAM INSTITUTE FOR HOME SCIENCE AND HIGHER EDUCATION FOR WOMEN
COIMBATORE -641043, TAMILNADU
CONSOLIDATED BALANCE SHEET AS AT 31.03.2022

Particulars	Sch.	Plan	Non-Plan	Corpus Fund	General Fund	Endowment	Desig. Fund	Projects	Scholarship	Self Finance	Engineering	2021-22	2020-21
SOURCES OF FUNDS													
Corpus / Capital Fund	1	10,63,14,948	6,22,77,942									16,85,92,890	18,25,28,031
Designated/Earmarked Funds	2			2,52,25,786	6,10,56,250	3,41,49,610	12,53,75,900	3,17,69,893		29,27,53,944	73,93,98,811	1,30,97,30,194	1,23,09,45,274
Current Liabilities & Provisions	3	11,65,803	32,36,18,888	-	2,31,547	1,423	6,76,53,541	3,12,83,377	5,99,193	5,79,79,493	98,71,390	49,24,04,655	46,01,47,148
TOTAL		10,74,80,751	38,58,96,830	2,52,25,786	6,12,87,797	3,41,51,033	19,30,29,441	6,30,53,270	5,99,193	35,07,33,437	74,92,70,201	1,97,07,27,739	1,87,36,20,453
APPLICATION OF FUNDS													
Fixed Assets:	4												
-Tangible Assets		10,41,33,191	4,90,95,629		3,00,01,945		-	3,14,18,482		18,57,70,552	23,89,99,848	63,94,19,647	66,21,73,085
-Intangible Assets		-	72,67,480		-		-	3,51,411		-	35,46,187	1,11,65,078	91,97,784
-Capital Work-In-Progress												-	
Investments From Earmarked/ Endowment Funds												-	
-Long Term		-	-	-	-	-	-	-	-	-	-	-	-
-Short term	5	-	-	1,80,46,102	27,39,882	3,10,20,617	2,42,95,067	30,77,195	-	9,08,60,676	29,75,10,569	46,75,50,108	44,82,99,998
Investments - Others	6	-	-	-	-	-	-	-	-	-	-	-	-
Current Assets	7	33,45,560	18,80,18,593	9,69,657	26,01,166	18,49,537	15,77,85,299	2,03,97,332	5,99,193	4,66,83,458	10,92,92,247	53,15,42,042	32,10,46,589
Loans, Advances & Deposits	8	2,000	14,15,15,128	62,10,027	2,59,44,804	12,80,879	1,09,49,075	78,08,850	-	2,74,18,751	9,99,21,350	32,10,50,864	43,29,02,997
TOTAL		10,74,80,751	38,58,96,830	2,52,25,786	6,12,87,797	3,41,51,033	19,30,29,441	6,30,53,270	5,99,193	35,07,33,437	74,92,70,201	1,97,07,27,739	1,87,36,20,453

Place: Coimbatore

Date: 17-06-2022

AS PER MY REPORT OF EVEN DATE ATTACHED



Finance Officer

Finance Officer
Avinashilingam Institute for Home Science
and Higher Education for Women
 (University Estd. u/s 3 of UGC Act 1956)
 Coimbatore - 641 043



Registrar

Registrar
Avinashilingam Institute for Home Science
and Higher Education for Women
 (University Estd. u/s. 3 of UGC Act.1956)
 Coimbatore - 641 043



M. ALAGIRISWAMY

Chartered Accountant

UDIN:22020236ALFQBH6474

M. Alagiriswamy, B.Sc., F.C.A.,
M.No. 20236
M. Alagiriswamy & Co,
Chartered Accountants
No.16, 6th Street, Tatabad,
Coimbatore - 641 012.

AVINASHILINGAM INSTITUTE FOR HOME SCIENCE AND HIGHER EDUCATION FOR WOMEN
COIMBATORE -641043. TAMILNADU
CONSOLIDATED INCOME AND EXPENDITURE ACCOUNT FOR THE YEAR ENDED 31.03.2022

PARTICULARS	Sch.	Plan	Non-Plan	Corpus Fund	General Fund	Endowment	Desig. Fund	Projects	Scholarship	Self Finance	Engineering	2021-22	2020-21
INCOME													
Academic Receipts	9	-	5,58,45,100	-	-	-	6,28,72,188	-	-	11,56,03,582	4,56,56,842	27,99,77,712	20,34,53,702
Grants / Subsidies	10	-	73,46,92,055	-	-	-	-	-	-	-	-	73,46,92,055	69,51,41,653
Income from Investments	11	-	-	8,47,844	1,19,407	26,98,490	14,58,566	-	-	49,90,313	1,86,24,955	2,87,39,575	2,72,07,762
Interest Earned	12	72,892	13,76,482	1,45,559	1,75,130	-	13,72,493	-	33,262	10,33,729	64,03,875	1,06,13,422	44,99,638
Other Income	13	16,103	1,53,05,814	5,51,031	-	14,06,001	25,39,196	-	44,700	5,07,601	24,45,330	2,28,15,776	2,38,68,656
Prior Period Income	14	-	-	-	-	-	-	-	-	-	-	-	-
TOTAL		88,995	80,72,19,451	15,44,434	2,94,537	41,04,491	6,82,42,443	-	77,962	12,21,35,225	7,31,31,002	1,07,68,38,540	95,41,71,411
EXPENDITURE													
Staff Payments & Benefits (Establishment expenses)	15	-	73,46,92,055	-	-	-	2,70,38,215	-	-	2,62,31,987	4,14,79,795	82,94,42,052	77,52,10,389
Academic Expenses	16	-	1,44,46,278	-	-	33,15,116	29,49,645	-	-	44,93,651	7,37,435	2,59,42,125	3,09,14,559
Administrative and General Expenses	17	-	1,88,61,418	-	37,54,705	-	29,37,934	-	1,126	34,58,461	1,00,30,769	3,90,44,413	1,42,70,070
Transportation Expenses	18	-	1,62,443	-	-	-	-	-	-	58,156	16,566	2,37,165	1,95,702
Repairs & Maintenance	19	-	2,35,67,388	-	37,57,238	-	56,71,216	-	-	72,90,897	1,80,55,664	5,83,42,403	1,89,88,530
Finance Costs	20	-	2,047	-	-	-	-	-	-	854	78	2,979	1,431
Depreciation	4	1,16,53,640	1,78,58,318	-	30,38,392	-	2,47,095	50,02,904	-	86,36,952	2,23,38,908	6,87,76,209	5,88,48,466
Other Expenses	21	-	-	-	-	-	12,707	-	-	2,91,063	1,02,353	4,06,123	4,24,168
Prior Period Expenses	22	-	-	-	-	-	-	-	-	-	-	-	-
Total Expenditure		1,16,53,640	80,95,89,947	-	1,05,50,335	33,15,116	3,88,56,812	50,02,904	1,126	5,04,62,021	9,27,61,568	1,02,21,93,469	89,88,53,315
Balance being excess of Income over Expenditure		(1,15,64,645)	(23,70,496)	15,44,434	(1,02,55,798)	7,89,375	2,93,85,631	(50,02,904)	76,836	7,16,73,204	(1,96,30,566)	5,46,45,071	5,53,18,096
Transfer from Designated fund				44,35,505	2,51,34,535		(2,95,70,040)					-	-
Transfer from Plan Account		(88,995)	88,995										
Balance being Surplus / (Deficit) carried to Capital Fund		(1,16,53,640)	(22,81,501)	59,79,939	1,48,78,737	7,89,375	(1,84,409)	(50,02,904)	76,836	7,16,73,204	(1,96,30,566)	5,46,45,071	5,53,18,096

Place: Coimbatore

Date: 17-06-2022


AS PER MY REPORT OF EVEN DATE ATTACHED


Finance Officer

Finance Officer
Avinashilingam Institute for Home Science
and Higher Education for Women
(University Estd. u/s 3 of UGC Act 1956)
Coimbatore - 641 043


Registrar

Registrar
Avinashilingam Institute for Home Science
and Higher Education for Women
(University Estd. u/s. 3 of UGC Act.1956)
Coimbatore - 641 043


M. ALAGIRISWAMY
Chartered Accountant
UDIN:22020236ALFQBH6474

M. Alagiriswamy, B.Sc., F.C.A.
M.No. 20236
M. Alagiriswamy & Co,
Chartered Accountants
No.16, 6th Street, Tatabad,
Coimbatore - 641 012.

AVINASHILINGAM INSTITUTE FOR HOME SCIENCE AND HIGHER EDUCATION FOR WOMEN
COIMBATORE -641043. TAMILNADU
INCOME AND EXPENDITURE ACCOUNT FOR THE YEAR ENDED 31.03.2022

Particulars	Sch.	Plan	Non-Plan	2021-22	2020-21
INCOME:					
Academic Receipts	9	-	5,58,45,100	5,58,45,100	4,60,37,934
Grants / Subsidies	10	-	73,46,92,055	73,46,92,055	67,41,00,277
Income from Investments	11	-	-	-	-
Interest Earned	12	72,892	13,76,482	14,49,374	13,18,441
Other Income	13	16,103	1,53,05,814	1,53,21,917	1,03,07,027
Prior Period Income	14	-	-	-	-
Total (A)		88,995	80,72,19,451	80,73,08,446	73,17,63,679
EXPENDITURE:					
Staff Payments & Benefits (Establishment)	15	-	73,46,92,055	73,46,92,055	68,36,58,072
Academic Expenses	16	-	1,44,46,278	1,44,46,278	90,83,716
Administrative and General Expenses	17	-	1,88,61,418	1,88,61,418	81,55,619
Transportation Expenses	18	-	1,62,443	1,62,443	1,48,498
Repairs & Maintenance	19	-	2,35,67,388	2,35,67,388	1,28,16,749
Finance Costs	20	-	2,047	2,047	404
Depreciation	4	1,16,53,640	1,78,58,318	2,95,11,958	2,58,88,064
Other Expenses	21	-	-	-	-
Prior Period Expenses	22	-	-	-	-
Total (B)		1,16,53,640	80,95,89,947	82,12,43,587	73,97,51,122
Balance being excess of Income over Expenditure (A-B)		(1,15,64,645)	(23,70,496)	(1,39,35,141)	(79,87,443)
Transfer to / from Designated Fund					
Building Fund					
Others (specify)					
Transfer To/From Plan Account		(88,995)	88,995	-	
Balance being Surplus / (Deficit) carried to Capital Fund		(1,16,53,640)	(22,81,501)	(1,39,35,141)	(79,87,443)

Place: Coimbatore

AS PER MY REPORT OF EVEN DATE ATTACHED

Date: 17-06-2022


Finance Officer
 Finance Officer

Avinashilingam Institute for Home Science and Higher Education for Women
 (University Estd. u/s 3 of UGC Act 1956)
 Coimbatore - 641 043


Registrar
 Registrar
 Avinashilingam Institute for Home Science and Higher Education for Women
 (University Estd. u/s 3 of UGC Act.1956)
 Coimbatore - 641 043


M. ALAGIRISWAMY
M. Alagiriswamy, B.Sc., F.C.A.,
 Chartered Accountant
M.No. 20236
M. Alagiriswamy & Co,
 Chartered Accountants
 No.16, 6th Street, Tatabad,
 Coimbatore - 641 012.

SCHEDULE 1- CORPUS / CAPITAL FUND

(Amount in Rs.)

Particulars		Plan	Non-Plan	2021-22	2020-21
	Balance at the beginning of the year	11,79,68,588	6,45,59,443	18,25,28,031	19,05,15,474
Add:	Contribution towards Corpus/Capital Fund				
Add:	Grants from UGC, Government of India and State Government to the Extent Utilized for Capital Expenditure (Sch.10-A)		-	-	-
Add:	Assets Purchased out of Earmarked Fund				
Add:	Assets Purchased out of Sponsored Project where ownership vests in the Institution				
Add:	Assets Donated / Gift Received				
Add:	Transferred from X and XI Plan accounts				
Add:	Excess of Income over Expenditure Transferred from the Income & Expenditure Account	(1,16,53,640)	(22,81,501)	(1,39,35,141)	(79,87,443)
	Total	10,63,14,948	6,22,77,942	16,85,92,890	18,25,28,031
	Deduct Deficit transferred from the Income & Expenditure Account				
	Balance at the year end	10,63,14,948	6,22,77,942	16,85,92,890	18,25,28,031



SCHEDULE 2 - DESIGNATED / EARMARKED / ENDOWMENT FUNDS

Fund wise Breakup

	Particulars	Corpus Fund	General Fund	Endowment Fund	Designated	Projects	Self Finance	Engg.	2021-22	2020-21
A.	Opening Balance	1,92,45,847	4,61,77,513	3,33,60,235	12,55,60,309	2,64,91,253	22,10,80,740	75,90,29,377	1,23,09,45,274	1,27,43,72,382
	Additions during the year			14,06,001					14,06,001	13,99,12,717
	Assets Purchased out of Earmarked Fund	-	8,37,080	-		1,02,81,544	34,18,771	83,25,142	2,28,62,537	24,82,26,461
	Transfer / Receipt of Income to other accounts	44,35,505	2,51,34,535	-	2,95,70,040		-	-	-	-
	Academic Receipts	-	-	-	6,28,72,188		11,56,03,582	4,56,56,842	22,41,32,612	15,74,15,768
	Project Grant									
	Income from Investments made of the Funds	8,47,844	1,19,407	26,98,490	14,58,566		49,90,313	1,86,24,955	2,87,39,575	2,72,07,762
	Interest on Savings Bank A/c	1,45,559	1,75,130	-	13,72,493		10,33,729	64,03,875	91,30,786	21,55,533
	Other Income	5,51,031	-	-	25,39,196		5,07,601	24,45,330	60,43,158	2,26,98,315
	Total (A)	2,52,25,786	7,24,43,665	3,74,64,726	16,42,32,712	3,67,72,797	34,66,34,736	84,04,85,521	1,52,32,59,943	1,59,21,63,504
B.	Utilisation/Expenditure towards objectives of Funds									
	i) Capital Expenditure		8,37,080		-		34,18,771	83,25,142	1,25,80,993	22,17,35,208
	ii) Revenue Expenditure		1,05,50,335	33,15,116	3,88,56,812	50,02,904	5,04,62,021	9,27,61,568	20,09,48,756	13,94,83,022
	Total (B)	-	1,13,87,415	33,15,116	3,88,56,812	50,02,904	5,38,80,792	10,10,86,710	21,35,29,749	36,12,18,230
	Closing balance at the year end (A-B)	2,52,25,786	6,10,56,250	3,41,49,610	12,53,75,900	3,17,69,893	29,27,53,944	73,93,98,811	1,30,97,30,194	1,23,09,45,274
	Represented by									
	Bank Balances	9,69,657	26,01,166	18,49,537	15,77,85,299	2,03,97,332	4,66,83,458	10,92,92,247	33,95,78,696	26,03,59,916
	Deposits		4,93,930		2,000	4,840	4,100	72,45,777	77,50,647	77,43,807
	Fixed Assets		3,00,01,945		-	3,17,69,893	18,57,70,552	24,25,46,035	49,00,88,425	50,64,90,139
	Inter Unit account Receivable	44,35,506	2,53,78,968	71,140	71,88,307	5,61,780	19,02,526	4,59,46,134	8,54,84,361	12,73,73,561
	Interest Accrued	17,74,521	66,417	12,08,680	25,92,222	70,209	33,26,775	87,59,919	1,77,98,743	1,17,79,013
	Investments	1,80,46,102	27,39,882	3,10,20,617	2,42,95,067	30,77,195	9,08,60,676	29,75,10,569	46,75,50,108	44,53,95,708
	LIC annuity Investment				-			2,04,380	2,04,380	-
	Loans and Advances				5,03,826	70,16,005	11,17,196	3,05,34,810	3,91,71,837	48,84,428
	TCS Receivable						14,703		14,703	
	TDS Receivable		5,489	1,059	6,62,720	1,56,016	11,07,541	16,21,280	35,54,105	75,36,770
	Tuition Fee Receivable from students				-		1,99,45,910	56,09,050	2,55,54,960	1,86,67,050
	Total	2,52,25,786	6,12,87,797	3,41,51,033	19,30,29,441	6,30,53,270	35,07,33,437	74,92,70,201	1,47,67,50,965	1,39,02,30,392
	Less: Current Liabilities									
	Deposits from students				1,45,34,143		77,71,984	53,21,284	2,76,27,411	2,52,51,227
	EMD		37,000		-	8,18,583	-	-	8,55,583	53,12,397
	Inter Unit account payable				4,67,52,254	67,51,286	4,56,82,714	-	9,91,86,254	11,86,32,667
	Other Payables					1,36,85,169	41,920	60,404	1,37,87,493	
	Net Salary Payable				24,01,636		27,50,341	26,75,847	78,27,824	-
	Outstanding Expenses				5,30,880	85,39,712	2,10,104	37,210	93,17,906	73,40,345
	Security Deposits		1,59,882		25,82,942		8,65,263	9,81,534	45,89,621	
	Statutory Liabilities		34,665	1,423	2,92,967	51,698	1,81,344	4,68,200	10,30,297	5,28,882
	Sundry Creditors				5,58,719	14,36,929	4,75,823	3,26,911	27,98,382	22,19,600
	Total Current Liabilities	-	2,31,547	1,423	6,76,53,541	3,12,83,377	5,79,79,493	98,71,390	16,70,20,771	15,92,85,118
	Closing Balance	2,52,25,786	6,10,56,250	3,41,49,610	12,53,75,900	3,17,69,893	29,27,53,944	73,93,98,811	1,30,97,30,194	1,23,09,45,274




SCHEDULE 2 -DETAILS FOR DESIGNATED FUNDS								
Particulars		Fund wise Breakup					Total	
		HBA	R & C	Exam-Gen Fund	Deposits & Advances	Online Account	2021-22	2020-21
A.	Opening Balance	16,38,997	1,65,76,932	5,45,06,429	5,28,37,951	-	12,55,60,309	22,09,03,550
	Additions during the year						-	- 11,04,47,845
	Assets Purchased from earmarked funds						-	
	Income transferred to other accounts	-	38,62,883		- 2,46,48,275	- 10,58,882	- 2,95,70,040	-
	Academic Receipts		21,25,714	-	6,07,46,474	-	6,28,72,188	3,67,13,459
	Income from Investments made of the Funds	28,925	8,17,466	-	6,12,175	-	14,58,566	19,26,519
	Interest on Savings Bank A/c	33,760	98,185	-	4,46,283	7,94,265	13,72,493	5,38,819
	Other Income		19,82,440	-	2,92,139	2,64,617	25,39,196	11,03,638
	Total (A)	17,01,682	1,77,37,854	5,45,06,429	9,02,86,747	-	16,42,32,712	15,07,38,140
B	Utilisation/Expenditure towards objectives of						-	-
	i) Capital Expenditure			-			-	-
	ii) Revenue Expenditure	-	11,60,922	2,47,095	3,74,48,795	-	3,88,56,812	2,51,77,831
	Total (B)	-	11,60,922	2,47,095	3,74,48,795	-	3,88,56,812	2,51,77,831
	Closing balance at the year end (A-B)	17,01,682	1,65,76,932	5,42,59,334	5,28,37,952	-	12,53,75,900	12,55,60,309
	Represented by						-	
	Bank Balances	11,87,659	30,06,298	6,62,71,555	8,62,60,905	10,58,882	15,77,85,299	11,07,19,584
	Deposits	-	-	2,000	-	-	2,000	-
	Fixed Assets	-	-	-	-	-	-	2,47,095
	Inter unit account receivable	-	2,28,000	21,30,000	48,30,307	-	71,88,307	79,36,751
	Interest accrued	69,023	23,24,705	-	1,98,494	-	25,92,222	18,73,619
	Investments	4,45,000	1,48,50,067	-	90,00,000	-	2,42,95,067	3,15,68,536
	LIC annuity Investment						-	
	Loans and Advances	-	51,500	10,172	4,42,154	-	5,03,826	2,57,059
	TDS Receivable	-	7,064	3,52,472	3,03,184	-	6,62,720	15,09,208
	Tuition Fee Receivable from students						-	
	Total for Assets	17,01,682	2,04,67,634	6,87,66,199	10,10,35,044	10,58,882	19,30,29,441	15,41,11,852
	Less: Current Liabilities						-	-
	Deposits from students	-	-	-	1,45,34,143	-	1,45,34,143	1,25,91,814
	Deposits -Others	-	-	-	-	-	-	-
	EMD	-	-	-	-	-	-	-
	Inter Unit account payable	-	38,62,883	1,35,69,968	2,82,60,521	10,58,882	4,67,52,254	1,01,43,291
	Net Salary Payable	-	21,897	1,57,640	22,22,099	-	24,01,636	
	Outstanding expenses	-	-	2,30,880	3,00,000	-	5,30,880	18,44,028
	Security Deposits	-	-	5,399	25,77,543	-	25,82,942	36,19,497
	Statutory Liabilities	-	5,922	41,271	2,45,774	-	2,92,967	85,561
	Sundry Creditors	-	-	5,01,706	57,013	-	5,58,719	2,67,352
	Total Current Liabilities	-	38,90,702	1,45,06,864	4,81,97,093	10,58,882	6,76,53,541	2,85,51,543
	Balance	17,01,682	1,65,76,932	5,42,59,335	5,28,37,951	-	12,53,75,900	12,55,60,309



SCHEDULE 2A ENDOWMENT FUNDS

S.No.	Name of the Endowment	Opening Balances		Additions during the year 2021-2022		Total		Expenditure on the object during the year 2021-2022	Closing Balance 31.03.2022		Total
		Endow-ment	Accumulated interest	Endow-ment	Interest	Endow-ment	Accu. Interest		Endow-ment	Accu. Interest	
1	2	3	4	5	6	7	8	9	10	11	12 (10+11)
1	Sri Avinashilingam Education Trust Account	1,75,00,000	2,24,491		14,33,723	1,75,00,000	16,58,214	26,30,251	1,65,27,963	-	1,65,27,963
2	Shri. T.S.Dhandapani Chettiar Endowment	2,00,000	50,692		20,278	2,00,000	70,970	10,714	2,00,000	60,256	2,60,256
3	Shri. T.S. Thirugnanasambandan Endowment	2,00,000	50,692		20,278	2,00,000	70,970	10,714	2,00,000	60,256	2,60,256
4	Shri.S.Krishnamoorthy, Chennai Edowment	2,00,000	50,692		20,278	2,00,000	70,970	10,714	2,00,000	60,256	2,60,256
5	Dr. Rajammal P. Devadas Endowment Lecture-Dr.Francile M.Firebaugh	50,000	16,601		5,387	50,000	21,988		50,000	21,988	71,988
6	Arutselvar Dr. N. Mahalingam Muthuvizha Endowment	12,75,000	3,66,644		1,32,792	12,75,000	4,99,436		12,75,000	4,99,436	17,74,436
7	Tiruppur Rathinaswamy Samiammal Endowment - Dr.V.C.Kulandaisamy and Dr.K.Soundaravalli	4,00,000	28,802		34,686	4,00,000	63,488		4,00,000	63,488	4,63,488
8	Dr. Rajammal P., Devadas Empowerment Lecture-Mrs.Revathy Balakrishnan	2,00,000	62,024		21,195	2,00,000	83,219	5,357	2,00,000	77,862	2,77,862
9	Tmt. Dhanalakshmi Amma Endowment -Dr.S.Ramasamy	50,000	7,842		4,679	50,000	12,521	10,714	50,000	1,807	51,807
10	Sri Ramasamy Naidu (Suguna group) Endowment	2,00,000	58,404		20,902	2,00,000	79,306		2,00,000	79,306	2,79,306
11	Dr. S. Sithalakshmi Endowment - NSS by Dr. C. Velmayil	10,000	3,320		1,077	10,000	4,397		10,000	4,397	14,397
12	Dr. S. Sithalakshmi best M.Sc. Extn. Student award	50,000	16,601		5,387	50,000	21,988		50,000	21,988	71,988
13	DR.S.Seethalaxmi -NSS award -Dr.C.Velmayil	20,000	6,641		2,155	20,000	8,796		20,000	8,796	28,796
14	B.Ed. Proficiency practical medal -Dr.C.Meera	20,000	6,641		2,155	20,000	8,796		20,000	8,796	28,796
15	Sri P. Somasundaram & V. Sivanandham Scholarship - Dr.Shyamala	25,000	6,630		2,558	25,000	9,188		25,000	9,188	34,188
16	Sri P. S. Chinnaswamy Samiyammal Endowment -Dr.C.Velmayil	1,50,000	35,496		15,005	1,50,000	50,501	16,071	1,50,000	34,430	1,84,430
17	Sri P. S. Chinnasamy Gounder Memorial Endowment Scholarshin-Dr C Velmayil	1,00,000	20,417		9,740	1,00,000	30,157	5,357	1,00,000	24,800	1,24,800
18	Sri P. S. Chinnasamy Gounder Memorial Endowment Scholarship-Dr.C.Velmayil	50,000	5,104		4,457	50,000	9,561	5,357	50,000	4,204	54,204
19	Dr. Rajammal P., Devadas Empowerment Scholarship - Dr.Nirmala K.Murthy	50,000	8,221		4,709	50,000	12,930	5,357	50,000	7,573	57,573
20	Periasamy Manonmani Scholarship to Higher mark students-Dr.P.Parvathy	50,000	16,601		5,387	50,000	21,988		50,000	21,988	71,988
21	Muktha Bhatji Scholarship for MA (Economics) -Dr.Saraswathi Bahtji	4,00,000	1,16,808		41,804	4,00,000	1,58,612		4,00,000	1,58,612	5,58,612
22	L.K.Subhaiah Gounder & Tmt. Valliammal Scholarship for PG ID&R Mgt -Dr.Sathiyavathi Murthi	50,000	13,382		5,127	50,000	18,509		50,000	18,509	68,509
23	Dr.G.Krishnabai Scholarship for poor students in B.Sc Textils	1,00,000	25,346		10,139	1,00,000	35,485	5,357	1,00,000	30,128	1,30,128
24	Shri.T.K.Shanmuganadam Scholarship in Home Science- K.S.Vijaykayan and S.Premalatha	1,00,000	25,870		10,182	1,00,000	36,052	5,357	1,00,000	30,695	1,30,695
25	Dr.C.Madhavan Scholarship for poor students in M.A. Economics -	25,000	8,301		2,694	25,000	10,995		25,000	10,995	35,995



26	Dr. Rajammal P., Devadas Empowerment Lecture -Dr.Revathy Balakrishnan & Mary Rhodes	3,00,000	78,847		30,645	3,00,000	1,09,492	5,357	3,00,000	1,04,135	4,04,135
27	Dr.Jim Min Kim Scholarship for PG students, Dept of Bio chemistry, Bio Techonolgy & informatics -	1,00,000	29,202		10,451	1,00,000	39,653		1,00,000	39,653	1,39,653
28	Dr.C.Yegammai Scholarship for outstanding Research Scholar from the FSN each year a monthly scholarship of Rs.1000/-	2,00,000	58,404		20,902	2,00,000	79,306		2,00,000	79,306	2,79,306
29	Dr. Rajammal P. Devadas Empowerment Lecture -Dr.Radhika Vikram	50,000	1,769		4,188	50,000	5,957	5,357	50,000	600	50,600
30	Dr.Lakshmi Arunachalam to a deserving Ph.D student in FSN towards Research work -Dr.U.K.Lakshmi	50,000	14,101		5,185	50,000	19,286	5,364	50,000	13,922	63,922
31	Dr. S. Sithalakshmi Endowment fund benefiting the II PG students-Dr.R.Alamelu	20,000	6,641		2,155	20,000	8,796		20,000	8,796	28,796
32	Dr. Rajammal P. Devadas Women's Empowerment Scholarship-Mr.Siddarth V.Swaminathan	25,000	8,301		2,694	25,000	10,995		25,000	10,995	35,995
33	T.S.Shanmuga Sundram Tirupur-Dr.Gowri Ramakrishnan Scholarship for needy student of PWD category student	1,00,000	33,202		10,775	1,00,000	43,977		1,00,000	43,977	1,43,977
34	Alumini Association, North America Chapter	3,05,000	65,682		29,984	3,05,000	95,666	10,714	3,05,000	84,952	3,89,952
35	Amma Gold Medal -CA Stores	20,000	4,970		2,020	20,000	6,990		20,000	6,990	26,990
36	Idayam Rajendran Medal - General	35,000	9,950		3,636	35,000	13,586		35,000	13,586	48,586
37	Nalliappan Janaki Ammal Medal - General-Mrs.N.Thangam	10,000	1,649		942	10,000	2,591		10,000	2,591	12,591
38	Thiru Valargai Maruthasalam, Periyannan Endowment - Dr.K.M.Ramathal	25,000	6,630		2,558	25,000	9,188		25,000	9,188	34,188
39	Mrs.Subha Rehabilitation Medal -Sri.R.G.Michael	1,00,000	28,188		10,369	1,00,000	38,557		1,00,000	38,557	1,38,557
40	Narayanan Ramawarrier Medal-Dr.Usha Chandrasekar	20,000	4,970		2,020	20,000	6,990		20,000	6,990	26,990
41	Advocate Hyder & Family Endowment Medal	30,000	9,960		3,232	30,000	13,192		30,000	13,192	43,192
42	Dr.Rajammal Devadoss Medal -Ramathilagam	20,000	6,641		2,155	20,000	8,796		20,000	8,796	28,796
43	Valliamma Society Medal for best PG students in English	30,000	9,257		3,175	30,000	12,432		30,000	12,432	42,432
44	Alumini Association Medal	20,000	3,903		1,934	20,000	5,837	5,357	20,000	480	20,480
45	Mr.Jack Medal for best community Science	20,000	4,970		2,020	20,000	6,990		20,000	6,990	26,990
46	Mrs.K.Varghese Medal for I Rank students of III Physics	20,000	4,969		2,020	20,000	6,989		20,000	6,989	26,989
47	R. Sowmyalakshmi Medal -S.Ramakrishnan	1,00,000	31,530		10,639	1,00,000	42,169		1,00,000	42,169	1,42,169
48	Amma Medal -Emperor Travels	20,000	6,641		2,155	20,000	8,796		20,000	8,796	28,796
49	Mrs. Latha Medal -A.Palaniswamy	20,000	4,969		2,020	20,000	6,989		20,000	6,989	26,989
50	Devandga Education Lecture/ Cultural activity-Devanga Education	50,000	16,601		5,387	50,000	21,988		50,000	21,988	71,988



51	Swami Vivekanandha Illam Lecture/ Cultural activity	50,000	16,601		5,387	50,000	21,988		50,000	21,988	71,988
52	Dinakaran Aruppukottai Lecture/ Cultural activity	50,000	16,601		5,387	50,000	21,988		50,000	21,988	71,988
53	Govt. of Tamil Nadu for Bharathidasan Chair	2,00,000	66,404		21,549	2,00,000	87,953		2,00,000	87,953	2,87,953
54	O.P Narula Medal	50,000	13,259		5,117	50,000	18,376		50,000	18,376	68,376
55	Amarajith Singh Medal	5,000	1,660		539	5,000	2,199		5,000	2,199	7,199
56	C.V.Mulk Medal	5,000	(11)		404	5,000	393		5,000	393	5,393
57	P.S.K Murthy medal for B.Sc Bio-Tech-Dr.Nirmala K.Murthy	25,000	6,630		2,558	25,000	9,188		25,000	9,188	34,188
58	Lakshmi N Menon medal-Dr.Rajammal P.Devadoss	20,000	4,970		2,020	20,000	6,990		20,000	6,990	26,990
59	Roshanlal Gupta Medal for B.A function English	20,000	6,200		2,119	20,000	8,319		20,000	8,319	28,319
60	Dr. C.Subramanian medal /scholarship	5,00,000	1,38,994		51,688	5,00,000	1,90,682		5,00,000	1,90,682	6,90,682
61	Dr. Nirmala K. Murthy Medal for Dept. of Bio-chemistry	20,000	4,969		2,020	20,000	6,989		20,000	6,989	26,989
62	Sri Sitapadmanbha Medal -Dr.Parwathy Easwaran	20,000	6,641		2,155	20,000	8,796		20,000	8,796	28,796
63	Sri A.N. Easwaran Medal -Dr.Parvathy Easwaran	20,000	4,970		2,020	20,000	6,990		20,000	6,990	26,990
64	Sri Nalliappan & Janakiammal Medal -Dr.P.Thangam	10,000	3,320		1,077	10,000	4,397		10,000	4,397	14,397
65	Mr. R. Rama Rao Medal in Home Science-Ranbya Rao	60,000	18,250		6,330	60,000	24,580		60,000	24,580	84,580
66	Dr. Janabai Giri Gold Medal to M.Sc. Biotechnology - V.Vivekanada	20,000	5,411		2,056	20,000	7,467		20,000	7,467	27,467
67	Dr. Rajammal P. Devadas Memorial Medal -Michael J.Lenaghas& Donud D.Lenaghan	50,000	14,929		5,252	50,000	20,181		50,000	20,181	70,181
68	Dr. Vijayalakshmi Purushothaman Medal of Proficiency in Apparel Designing	20,000	5,411		2,055	20,000	7,466		20,000	7,466	27,466
69	Thiru K. S. Krishnaraj Medal to outstanding B.Ed students-R.Balasakila	20,000	4,970		2,020	20,000	6,990		20,000	6,990	26,990
70	Sodaltech Charitable Trust Medal to best students in IT - K.V.Sudalaimuthu & Co	20,000	4,969		2,020	20,000	6,989		20,000	6,989	26,989
71	Dr. (Mrs.) M. Chandramani - 2 Medal in Child Development & Education	25,000	5,400		2,459	25,000	7,859		25,000	7,859	32,859
72	Sri Ahmedhkan Medal to Interior Designing Students	20,000	4,970		2,020	20,000	6,990		20,000	6,990	26,990
73	Mrs. Malini Lionel Medal to Spl. Edu. Students -Dr.M.Issac Salomon	20,000	4,970		2,020	20,000	6,990		20,000	6,990	26,990
74	N.V. Poullose, Nadakkal House Medal to M.Sc (Resource Mgt) - Dr.Saramma Royce	25,000	6,630		2,558	25,000	9,188		25,000	9,188	34,188
75	Smt. Saraswathy Duraisamy Medal -Indu Electronic Industries	20,000	4,970		2,020	20,000	6,990		20,000	6,990	26,990



76	GKM-BFO Trophy Medal	20,000	6,641		2,155	20,000	8,796		20,000	8,796	28,796
77	Dr. Kamala Ranganathan for Bio Textiles students	20,000	4,970		2,020	20,000	6,990		20,000	6,990	26,990
78	Best Research Award to Home Sci. -Dr.Vijayalaxmi Purusothaman	25,000	8,301		2,694	25,000	10,995		25,000	10,995	35,995
79	Janaka ammal Medal Gold Scholarship -Dr.S.Ranga	20,000	4,970		2,020	20,000	6,990		20,000	6,990	26,990
80	Goldmedal for best MSC (T & C) Mrs.P.Sarawathi	10,000	3,320		1,077	10,000	4,397		10,000	4,397	14,397
81	Medal for best out going Arts & Science Student-Susila Balagurusamy	50,000	14,929		5,252	50,000	20,181		50,000	20,181	70,181
82	Prof.Balagurusamy Medal for best Our going Engineering Student	25,000	8,301		2,694	25,000	10,995		25,000	10,995	35,995
83	Dr.G.Bharatha Medal For NCC cadet	25,000	8,301		2,694	25,000	10,995		25,000	10,995	35,995
84	Dr.P.Saraswathi Gold Medal for best M.Sc (T&C)	20,000	4,970		2,020	20,000	6,990		20,000	6,990	26,990
85	Dr.Ramarajam and Sankari medal for physics-R.Balasasirekha	20,000	6,641		2,155	20,000	8,796		20,000	8,796	28,796
86	Dr.N.Jeyapoorani Proficiency award for UG Human Development	20,000	6,641		2,155	20,000	8,796		20,000	8,796	28,796
87	Smt. Kallavathi Gold Medal-kaarthikeyan	2,50,000	81,333		26,801	2,50,000	1,08,134		2,50,000	1,08,134	3,58,134
88	Dr.Rukmani Radhakrishnan Medal to M.Phil Physics Best Students	50,000	16,601		5,387	50,000	21,988		50,000	21,988	71,988
89	Dr.K.Lakshmi Medal to UG & PG T&C	25,000	8,301		2,694	25,000	10,995	1,474	25,000	9,521	34,521
90	M.Ambikaivelu award for MBA-A.Pankajam	25,000	4,752		2,407	25,000	7,159	1,474	25,000	5,685	30,685
91	Thiru.Janaki Mallikarjunan Chettiar - for Benefit of UG FSN Dept Dr.M.Amirthaveni	60,000	8,861		5,570	60,000	14,431	5,357	60,000	9,074	69,074
92	Dr.P.Ambigadevi -Economically Week Student Scholarship	30,000	1,348		2,536	30,000	3,883	3,883	30,000	0	30,000
93	R.Annapoorani	30,000	1,348		2,536	30,000	3,883	3,883	30,000	0	30,000
94	S.Radhadvi - Differently Abled & Special Student	50,000	4,746		4,428	50,000	9,174	5,357	50,000	3,817	53,817
95	Dr.Rajammal P.Devadas -Chair Trust	15,00,000	92,387		1,28,807	15,00,000	2,21,194	13,044	15,00,000	2,08,150	17,08,150
96	Dr.T.S.Avainashilingam Chair Trust	15,00,000	67,494		1,26,794	15,00,000	1,94,288		15,00,000	1,94,288	16,94,288
97	Sri.T.S.Dhandapani Chettiar Chair Trust	10,00,000	323		80,916	10,00,000	81,239	10,510	10,00,000	70,729	10,70,729
98	IT HUb	3,00,000	28,469		26,570	3,00,000	55,039		3,00,000	55,039	3,55,039
99	V.Saradha Ramadas	1,00,000	-		8,089	1,00,000	8,089		1,00,000	8,089	1,08,089
100	100.Bhagavathi Devi Mundra -Scholarship	1,50,000	-		12,133	1,50,000	12,133		1,50,000	12,133	1,62,133



101	102. S.R.Sangeeth Raaj Spo by Pankajam -Medal	26,250	(1,230)		2,024	26,250	794		26,250	794	27,044
102	103.S.R.Sangeeth Raaj by Pankajam -Scholarship	1,05,000	-		8,493	1,05,000	8,493		1,05,000	8,493	1,13,493
103	104.Gurukadaksham Trust Scholarship	2,18,975		4,01,001	17,713	6,19,976	17,713	4,36,686	1,83,290	17,713	2,01,003
104	Dr.P.R.Padma Memorial Endowment Fund	6,26,002	-	5,000	50,637	6,31,002	50,637	30,000	6,31,002	20,637	6,51,639
105	Dr.Parvathy Easwaran	50,000	-		4,046	50,000	4,046	49,979	50,000	(45,933)	4,067
106	K.Ubaidullah Endowment Scholarship	1,00,000	-		8,089	1,00,000	8,089		1,00,000	8,089	1,08,089
107	Shri Lalithambiga Trust			10,00,000	-	10,00,000	-	-	10,00,000	-	10,00,000
	GRAND TOTAL	3,09,11,227	24,49,008	14,06,001	26,98,490	3,23,17,228	51,47,498	33,15,116	3,09,08,505	32,41,106	3,41,49,611

Balance sheet for Endowment Fund Account as on 31.03.2022			
Liabilities	Rs.	Assets	Rs.
Endowment Fund A/c			
Op.Balance	3,33,60,235	Investment	3,10,20,617
Addition for the fund	14,06,001	Bank Account	18,49,537
Interest earned	26,98,490	TDS Receivable	1,059
Less Expenses	- 33,15,116	Accrued Interest	12,08,680
Statutory Liabilities	1,423	Inter unit Receivable	71,140
Total	3,41,51,033	Total	3,41,51,033



SCHEDULE 3 - CURRENT LIABILITIES & PROVISIONS

Fund wise Breakup

Particular	Plan	Non-Plan	Corpus	General Fund	Endowment	Desig. Fund	Projects	Scholarship	Self Finance	Engineering	2021-22	2020-21
A. CURRENT LIABILITIES												
1 Deposits from Staff	-		-		-	-	-	-	-		-	-
2 Deposits from Students		6,850	-		-	1,45,34,143	-	-	77,71,984	53,21,284	2,76,34,261.00	2,52,51,227
3 Sundry Creditors						-						
a) Advances						-					-	-
b) Others:		54,35,153				5,58,719	14,36,929		4,75,823	3,26,911	82,33,535.00	1,10,28,827
4 Deposit -Others												
Earnest Money Deposit		2,15,740		37,000							2,52,740.00	66,500
Security Deposit	10,76,808	9,88,380		1,59,882		25,82,942	8,18,583		8,65,263	9,81,534	74,73,392.00	79,80,352
Receipts against sponsored projects											-	-
5 Statutory Liabilities (GPF, TDS, WC TAX, EPF, GIS, NPS)												
a) EPF Payable											-	1,28,178
b) Others		1,32,50,325	-	34,665	1,423	2,92,967	51,698		1,81,344	4,68,200	1,42,80,622.00	1,17,16,673
6 Other Current Liabilities												
a) Salary-Outstanding Establishment Expenses		29,88,02,171				24,01,636			27,50,341	26,75,847	30,66,29,995.00	23,34,38,328
b) Projects Grant Accounts -balance Cr(Sch.3a)							1,36,85,169				1,36,85,169.00	2,73,73,041
c) Sponsored Fellowships & scholarships -Cr Balances (Sch.3b)								4,69,039			4,69,039.00	12,07,223
d) Unutilized Grants (Sch.10)											-	-
e) Grants in Advance (Sch.10)											-	-
f) Loan from Management											-	-
g) other Liabilities:		24,750						19,050			43,800.00	19,050
Outstanding Expenses						5,30,880	85,39,712		2,10,104	37,210	93,17,906.00	92,46,530
Inter Account Transfer-Payable	88,995	48,46,011		-	-	4,67,52,254	67,51,286	57,000	4,56,82,714		10,41,78,260.00	13,06,28,447
h) Other Expenses -Retirement Benefits withheld		26,250									26,250.00	-
i) Other funds : Misc. fee collected & Payable to Trust		23,258									23,258.00	22,990
j) Other Payables									41,920	60,404	1,02,324.00	20,39,782
B. PROVISIONS												
1 Provision for Expenses								54,104			54,104.00	-
2 Gratuity											-	-
3 superannuation Pension											-	-
4 Accumulated Leave Encashment											-	-
5 Trade Warranties / Claims											-	-
6 Others (Specify)											-	-
Total	11,65,803	32,36,18,888	-	2,31,547	1,423	6,76,53,541	3,12,83,377	5,99,193	5,79,79,493	98,71,390	49,24,04,655	46,01,47,148

Note: Unutilized Grants 6(d) will Include Grants Received in Advance for Next Year.



SCHEDULE 3 - CURRENT LIABILITIES & PROVISIONS								
Fund wise Breakup- Designated		Fund wise Breakup					Total	
	Particular	HBA	R & C	Exam-Gen Fund	Deposits & Advances	Online Account	2021-22	2020-21
A. CURRENT LIABILITIES								
1	Deposits from others	-	-	-	-	-	-	-
2	Deposits from Students	-	-	-	1,45,34,143	-	1,45,34,143	1,25,91,814
3	Sundry Creditors						-	
	a) Advances						-	
	b) Others:	-	-	5,01,706	57,013	-	5,58,719	2,67,352
	Sub Total	-	-	5,01,706	1,45,91,156	-	1,50,92,862	1,28,59,166
4	Deposit -Others						-	
	Earnest Money Deposit	-	-	-	-	-	-	-
	Security Deposit	-	-	5,399	25,77,543	-	25,82,942	36,19,497
	Receipts against sponsored projects						-	
	Sub Total	-	-	5,399	25,77,543	-	25,82,942	36,19,497
5	Statutory Liabilities (GPF, TDS, WC						-	
	a) EPF Payable						-	
	b) Others	-	5,922	41,271	2,45,774	-	2,92,967	85,561
	Sub Total	-	5,922	41,271	2,45,774	-	2,92,967	85,561
6	Other Current Liabilities						-	
	a) Salary-Outstanding Establishment Expenses	-	21,897	1,57,640	22,22,099	-	24,01,636	
	b) Projects Grant Accounts -balance Cr(Sch.3a)						-	
	c) Sponsored Fellowships & scholarships -Cr						-	
	d) Unutilized Grants (Sch.10)						-	
	e) Grants in Advance (Sch.10)						-	
	f) Loan from Management						-	
	g) other Liabilities:						-	
	Outstanding Expenses	-	-	2,30,880	3,00,000	-	5,30,880	5,260
	Inter Account Transfer-Payable	-	38,62,883	1,35,69,968	2,82,60,521	10,58,882	4,67,52,254	1,01,43,291
	Other Current Liabilities- 7th CPC arrears						-	
	h) Other Expenses -Retirement Benefits						-	
	i) Other funds : Misc. fee collected & Payable to						-	
	j) Other Payables						-	18,38,768
	Sub Total	-	38,84,780	1,39,58,488	3,07,82,620	10,58,882	4,96,84,770	1,19,87,319
B. PROVISIONS								
1	Provision for Expenses						-	
2	Gratuity						-	
3	superannuation Pension						-	
4	Accumulated Leave Encashment						-	
5	Trade Warranties / Claims						-	
6	Others (Specify)						-	
	Sub Total	-	-	-	-	-	-	
	Total	-	38,90,702	1,45,06,864	4,81,97,093	10,58,882	6,76,53,541	2,85,51,543
Note: Unutilized Grants 6(d) will Include Grants Received in Advance for Next Year.								



SCHEDULE 3 (a) SPONSORED PROJECT

Sr.No.	Name of the Projects	Opening Balance		Receipts during the year			Total	Expenditure	Refund / JV	Closing Balance	
		Credit	Debit	Grant	Interest	Others				Credit	Debit
	UGC Projects										
1	UGC Projects	-	25,44,405	85,27,200	1,51,902	27	86,79,129	68,36,264		-	7,01,540
2	UGC Projects-M Sc counselling	-	2,18,967		1,789	-	1,789		-	-	2,17,178
3	UGC PARAMARSH	4,87,363	-		12,711	15,446	28,157	1,25,774		3,89,746	-
4	UGC - Cyber Security	1,040	-		31		31			1,071	-
5	UGC - Early Childhood Care and Education	927	-		59		59	84		902	-
6	UGC - E Assessment	7,401	-		7,831		7,831			15,232	-
7	UGC - School Counselling	-	65,564		2,641		2,641	1,64,910	40,256	-	2,68,089
8	UGC - Supply Chain Management	163	-		34		34			197	-
9	STRIDE-788	8,53,659	-	14,95,843	19,344		15,15,187	10,71,156		12,97,690	-
	Total for UGC Projects	13,50,553	28,28,936	1,00,23,043	1,96,342	15,473	1,02,34,858	81,98,188	40,256	17,04,838	11,86,807
	DST										
10	DST CURIE	1,98,728	-		12,679		12,679			2,11,407	-
11	DST -Multimodal Approaches in Teaching	2,45,917	-	7,00,000	9,579		7,09,579	5,45,367	18,600	3,91,529	-
12	DST Curie II Phase - Core Research Grant for AI	1,44,61,038	-		3,47,257		3,47,257	1,45,63,455	7,601	2,37,239	-
	Total for DST	1,49,05,683	-	7,00,000	3,69,515	-	10,69,515	1,51,08,822	26,201	8,40,175	-
	13 Programmes and Schemes	68,27,627	-	27,02,496	3,08,843	24,000	30,35,339	13,52,964	18,524	84,91,478	-
	ICSSR Project										
14	Development of assessable website	1,55,204	-		3,528		3,528	3,80,106		-	2,21,374
15	Access and Utilization of PM Fasal Bima	8,669	-		656		656			9,325	-
16	Assessment of Social Emotional Learning Skills	-	37,883		302		302			-	37,581
17	Impact Water Pollution on Welfare Loss of Farm	-	75,133	2,40,000	1,407		2,41,407	1,67,566		-	1,292
18	Instituting Women Startups Promoting Incubators	-	1,88,421	2,40,000	696		2,40,696	1,33,763		-	81,488
19	Socio Cultural of Explorative Study	77,034	-	2,92,500	5,705		2,98,205	3,16,816		58,423	-
	Total for ICSSR Project	2,40,907	3,01,437	7,72,500	12,294	-	7,84,794	9,98,251	-	67,748	3,41,735
	SERB										
20	SERB - Technology Development for the Support	56,485	-		784		784	1,47,912		-	90,643
21	SERB - Edible Bio based food packing	1,61,890	-	8,50,000	12,155		8,62,155	6,42,438		3,81,607	-
	Total for SERB Project	2,18,375	-	8,50,000	12,939	-	8,62,939	7,90,350	-	3,81,607	90,643
	Engineering Projects										
22	Engg- Skill Development Programme	-	1,36,900	1,81,218	1,451		1,82,669	1,39,377		-	93,608
23	Engg - Projects & Schemes	22,90,418	-	72,818	40,053	19,710	1,32,581	14,31,773		9,91,226	-
24	Engg- Short Term Training Programmes	3,40,881	-		3,860		3,860	3,24,822		19,919	-
	Total for Engineering Projects	26,31,299	1,36,900	2,54,036	45,364	19,710	3,19,110	18,95,972	-	10,11,145	93,608
	NSS										
25	NSS -ETI	-	32,83,755		1,294		1,294	10,64,095		-	43,46,556
26	NSS -Regular	10,77,336	-	4,87,500	30,486	2,070	5,20,056	5,34,030		10,63,362	-
27	NSS - Special Camp	-	7,40,904	4,38,750	377		4,39,127	4,16,437		-	7,18,214
28	NSS- Corpus	1,21,261	-		3,555		3,555			1,24,816	-
	Total For NSS	11,98,597	40,24,659	9,26,250	35,712	2,070	9,64,032	20,14,562	-	11,88,178	50,64,770
	Grand Total	2,73,73,041	72,91,932	1,62,28,325	9,81,009	61,253	1,72,70,587	3,03,59,109	84,981	1,36,85,169	67,77,563



UGC Projects Account			
Liabilities	Rs.	Assets	Rs.
Capital Fund	-	Fixed Assets	
Grant account	17,04,838	Investments	-
Outstanding expenses	5605326	Grant Account	11,86,807
Inter Unit account payable	21,51,999	Inter Unit Fund receivable	-
Sundry Creditors	66	Bank Account	86,69,111
EMD / Security Deposit	3,88,429	Loans and Advances	-
Statutory Liabilities	6,800	Intrest Accrued	-
	-	Deposits	1,540
	-	TDS Receivable	-
Total	98,57,458	Total	98,57,458

DST			
Liabilities	Rs.	Assets	Rs.
Capital Fund	3,10,45,451	Fixed Assets	3,10,45,451
Grant account	8,40,175	Investments	1,47,298
Outstanding expenses	16,000	Grant Account	-
Inter Unit account payable	-	Inter Unit Fund receivable	-
Sundry Creditors	13,75,690	Bank Account	21,68,320
EMD / Security Deposit	1,06,304	Loans and Advances	57,674
Statutory Liabilities	39,487	Intrest Accrued	2,220
	-	Deposits	-
	-	TCS on Purchases	2,144
Total	3,34,23,107	Total	3,34,23,107

PROGRAMMES AND SCHEMES			
Liabilities	Rs.	Assets	Rs.
Capital Fund	-	Fixed Assets	-
Grant account	84,91,478	Investments	29,29,897
Outstanding expenses	12,23,357	Grant Account	-
Inter Unit account payable	1,100	Inter Unit Fund receivable	2,81,000
Sundry Creditors	1,350	Bank Account	64,52,847
EMD / Security Deposit	1,88,674	Loans and Advances	20,006
Statutory Liabilities	2,952	Intrest Accrued	67,989
	-	Deposits	3,300
	-	TDS Receivable	1,53,872
Total	99,08,911	Total	99,08,911



ICSSR Project			
Liabilities	Rs.	Assets	Rs.
Capital Fund	99,154	Fixed Assets	99,154
Grant account	67,748	Investments	-
Outstanding expenses	46,869	Grant Account	3,41,735
Inter Unit account payable	3,10,000	Inter Unit Fund receivable	-
Sundry Creditors	9,560	Bank Account	90,334
EMD / Security Deposit	-	Loans and Advances	2,508
Statutory Liabilities	400	Intrest Accrued	-
	-	Deposits	-
	-	TDS Receivable	-
Total	5,33,731	Total	5,33,731

SERB			
Liabilities	Rs.	Assets	Rs.
Capital Fund	5,73,733	Fixed Assets	5,73,733
Grant account	3,81,607	Investments	-
Outstanding expenses	-	Grant Account	90,643
Inter Unit account payable	1,10,000	Inter Unit Fund receivable	-
Sundry Creditors	-	Bank Account	4,13,239
EMD / Security Deposit	12,000	Loans and Advances	-
Statutory Liabilities	275	Intrest Accrued	-
	-	Deposits	-
	-	TDS Receivable	-
Total	10,77,615	Total	10,77,615

Engineering Projects			
Liabilities	Rs.	Assets	Rs.
Capital Fund	51,555	Fixed Assets	51,555
Grant account	10,11,145	Investments	-
Outstanding expenses	-	Grant Account	93,608
Inter Unit account payable	3,68,000	Inter Unit Fund receivable	-
Sundry Creditors	-	Bank Account	13,33,713
EMD / Security Deposit	1,23,176	Loans and Advances	75,000
Statutory Liabilities	-	Intrest Accrued	-
	-	Deposits	-
	-	TDS Receivable	-
Total	15,53,876	Total	15,53,876



NSS ACCOUNT			
Liabilities	Rs.	Assets	Rs.
Capital Fund		Fixed Assets	
Grant account	11,88,178	Investments	
Outstanding expenses	16,48,160	Grant Account	50,64,770
Inter Unit account payable	38,10,187	Inter Unit Fund receivable	2,80,780
Sundry Creditors	50,263	Bank Account	12,69,768
EMD / Security Deposit		Loans and Advances	83,254
Statutory Liabilities	1,784	Intrest Accrued	
		Deposits	
		TDS Receivable	
Total	66,98,572	Total	66,98,572

Abstract for Project Accounts			
Liabilities	Rs.	Assets	Rs.
Capital Fund	3,17,69,893	Fixed Assets	3,17,69,893
Grant account	1,36,85,169	Investments	30,77,195
Outstanding expenses	85,39,712	Grant Account	67,77,563
Inter Unit account payable	67,51,286	Inter Unit Fund receivable	5,61,780
Sundry Creditors	14,36,929	Bank Account	2,03,97,332
EMD / Security Deposit	8,18,583	Loans and Advances	2,38,442
Statutory Liabilities	51,698	Intrest Accrued	70,209
	-	Deposits	4,840
	-	TDS /Receivable	1,56,016
Total	6,30,53,270	Total	6,30,53,270



SCHEDULE 3 (b) SPONSORED FELLOWSHIPS AND SCHOLARSHIPS

S.No.	Name of the Sponsor	Opening Balance		Transactions during the year		Closing Balance	
	Fellowship Accounts						
1	2	3	4	5	6	7	8
		CR.	DR	CR.	DR	CR.	DR
1	Junior Research Fellowship	-	-			-	-
2	ICSSR Doctoral Fellowship	-	8,041	2,60,000	80,000	1,71,959	-
3	Inspire Fellowship	9,80,639	-		9,39,000	41,639	-
4	Rajiv Gandhi Fellowship	1,876	-			1,876	-
5	CSIR-Grant	-	40,000		14,104	-	54,104
			-				-
	Total for Fellowship	9,82,515	48,041	2,60,000	10,33,104	2,15,474	54,104
	Scholarship Accounts						
1	Adi Dravida Scholarship	-	-	4,125		4,125	-
2	BC/MBC Scholarship	-	-	2,000		2,000	-
3	Price money award	-	-			-	-
	Total for Scholarship	-	-	6,125	-	6,125	-
1	General Fund	2,19,708	-	76,836		2,96,544	-
2	Agaram Foundation	5,000	-			5,000	-
	Total for others	2,24,708	-	76,836	-	3,01,544	
	GRAND TOTAL	12,07,223	48,041	3,42,961	10,33,104	5,23,143	54,104

Balance sheet					
Liabilities	Cr	Dr	Rs.	Assets	Rs.
Fellowship Grant	2,15,474	54,104	1,61,370	Indian bank accounts	
Scholarship Grant	6,125	-	6,125	A/c No.835702320	5,46,329
Others	3,01,544	-	3,01,544	A/c No.6753374806	240
Inter unit account payable	57,000		57,000	A/c No.6718871211	52,624
Unknown remittance from TN Govt.			19,050		
Provision for expenses			54,104		
Total	5,80,143	54,104	5,99,193	Total	5,99,193



Schedule No.4 (FIXED ASSETS)

Non-Plan Account

Amount in Rupees

No.	Particulars	GROSS BLOCK				DEPRECIATION				NET BLOCK	
		Opening Balance	Additions during the year	Deductions during the year	Closing Balance	Depreciation Op.Balance	Depreciation for the year	Deductions/ Adjustment	Total Depreciation	2021-22	2020-21
	Tangible Assets						-	-			
1	Land	-			-	-			-	-	-
2	Site Development	-			-	-			-	-	-
3	Buildings	-			-	-			-	-	-
4	Roads & Bridges	-			-	-			-	-	-
5	Tubewells & Water Supply	-			-	-			-	-	-
6	Sewage & Drainage	-			-	-			-	-	-
7	Electrical Installation and Equipment	34,53,569	32,25,707	1,80,000	64,99,276	3,53,878	3,24,964	1,80,000	4,98,842	60,00,434	30,99,691
8	Plant & Machinery	2,03,04,534			2,03,04,534	1,08,17,802	10,15,227		1,18,33,029	84,71,505	94,86,732
9	Scientific & Lab Equipment	57,60,614	11,92,601	28,428	69,24,787	8,66,765	5,52,566		14,19,331	55,05,456	48,93,849
10	Office Equipment	1,74,66,551	6,03,466		1,80,70,017	61,87,306	13,55,251		75,42,557	1,05,27,460	1,12,79,245
11	Audio Visual Equipment	46,05,806	9,59,457		55,65,263	9,93,291	4,17,395		14,10,686	41,54,577	36,12,515
12	Computers & Peripherals	2,32,28,241	55,55,414		2,87,83,655	1,99,49,514	51,94,266		2,51,43,780	36,39,875	32,78,727
13	Furniture, Fixtures & Fittings	56,67,257	24,15,910		80,83,167	23,59,060	6,06,238		29,65,298	51,17,869	33,08,197
14	Vehicles	16,93,859			16,93,859	5,08,158	1,69,386		6,77,544	10,16,315	11,85,701
15	Library Books & Scientific Journals	57,12,558	21,18,342		78,30,900	23,85,672	7,83,090		31,68,762	46,62,138	33,26,886
	Total for Tangible Assets	8,78,92,989	1,60,70,897	2,08,428	10,37,55,458	4,44,21,446	1,04,18,383	1,80,000	5,46,59,829	4,90,95,629	4,34,71,543
	Intangible Assets										
1	E-Journals	61,23,671	63,41,632		1,24,65,303	24,49,469	49,62,905		74,12,374	50,52,929	36,74,202
2	Computer Software	36,49,710	27,43,427		63,93,137	17,01,556	24,77,030	-	41,78,586	22,14,551	19,48,154
3	Patents and Copyrights	-			-	-			-	-	-
	Total for Intangible Assets	97,73,381	90,85,059	-	1,88,58,440	41,51,025	74,39,935	-	1,15,90,960	72,67,480	56,22,356
	Grand Total (A)	9,76,66,370	2,51,55,956	2,08,428	12,26,13,898	4,85,72,471	1,78,58,318	1,80,000	6,62,50,789	5,63,63,109	4,90,93,899
	Capital Work in Progress (B)										
	TOTAL (A+B)	9,76,66,370	2,51,55,956	2,08,428	12,26,13,898	4,85,72,471	1,78,58,318	1,80,000	6,62,50,789	5,63,63,109	4,90,93,899



Schedule No.4 (FIXED ASSETS)		Plan Accounts				Amount in Rupees					
No.	Particulars	GROSS BLOCK				DEPRECIATION				NET BLOCK	
		Opening Balance	Additions during the year	Deductions during the year	Closing Balance	Depreciation Op.Balance	Depreciation for the year	Deductions/ Adjustment	Total Depreciation	2021-22	2020-21
	Tangible Assets						-	-			
1	Land	-			-	-			-	-	-
2	Site Development	-			-	-			-	-	-
3	Buildings	3,42,32,971			3,42,32,971	70,45,674	6,84,659		77,30,333	2,65,02,638	2,71,87,297
4	Roads & Bridges	34,48,432			34,48,432	1,78,790	68,969		2,47,759	32,00,673	32,69,642
5	Tubewells & Water Supply	-			-	-			-	-	-
6	Sewage & Drainage	19,64,236			19,64,236	1,17,855	39,285		1,57,140	18,07,096	18,46,381
7	Electrical Installation and Equipment	72,78,491			72,78,491	28,40,106	3,63,925		32,04,031	40,74,460	44,38,385
8	Plant & Machinery	5,46,26,030			5,46,26,030	2,34,10,246	27,31,302		2,61,41,548	2,84,84,483	3,12,15,785
9	Scientific & Lab Equipment	1,74,22,366			1,74,22,366	28,35,057	13,93,789		42,28,846	1,31,93,520	1,45,87,309
10	Office Equipment	2,60,42,930			2,60,42,930	2,48,00,430	9,80,737		2,57,81,167	2,61,762	12,42,499
11	Audio Visual Equipment	1,09,28,366			1,09,28,366	22,34,290	8,19,626		30,53,916	78,74,450	86,94,076
12	Computers & Peripherals	1,07,81,054			1,07,81,054	49,66,940	21,33,211		71,00,151	36,80,903	58,14,114
13	Furniture, Fixtures & Fittings	1,81,90,517			1,81,90,517	46,50,401	13,64,289		60,14,690	1,21,75,827	1,35,40,116
14	Vehicles	-			-	-			-	-	-
15	Library Books & Scientific Journals	1,31,78,309			1,31,78,309	1,02,59,151	41,780		1,03,00,931	28,77,378	29,19,158
	Total for Tangible Assets	19,80,93,702	-	-	19,80,93,702	8,33,38,939	1,06,21,572	-	9,39,60,511	10,41,33,191	11,47,54,763
	Intangible Assets										
1	E-Journals	-			-	-		-	-	-	-
2	Computer Software	80,67,050			80,67,050	70,34,982	10,32,068	-	80,67,050	-	10,32,068
3	Patents and Copyrights	-			-	-			-	-	-
	Total for Intangible Assets	80,67,050	-	-	80,67,050	70,34,982	10,32,068	-	80,67,050	-	10,32,068
	Grand Total (A)	20,61,60,752	-	-	20,61,60,752	9,03,73,921	1,16,53,640	-	10,20,27,561	10,41,33,191	11,57,86,831
	Capital Work in Progress (B)										
	TOTAL (A+B)	20,61,60,752	-	-	20,61,60,752	9,03,73,921	1,16,53,640	-	10,20,27,561	10,41,33,191	11,57,86,831



Schedule No.4 (FIXED ASSETS)		General Fund				Amount in Rupees					
No.	Particulars	GROSS BLOCK				DEPRECIATION				NET BLOCK	
		Opening Balance	Additions during the year	Deductions during the year	Closing Balance	Depreciation Op.Balance	Depreciation for the year	Deductions/ Adjustment	Total Depreciation	2021-22	2020-21
	Tangible Assets						-	-			
1	Land	-			-	-			-	-	-
2	Site Development	-			-	-			-	-	-
3	Buildings	4,70,10,169			4,70,10,169	1,48,06,912	9,40,203		1,57,47,115	3,12,63,054	3,22,03,257
4	Roads & Bridges	-			-	-			-	-	-
5	Tubewells & Water Supply	-			-	-			-	-	-
6	Sewage & Drainage	-			-	-			-	-	-
7	Electrical Installation and Equipment	-	5,91,111		5,91,111	-	29,556		29,556	5,61,555	-
8	Plant & Machinery	1,92,21,066			1,92,21,066	1,92,21,066	9,61,053		2,01,82,119	9,61,053	-
9	Scientific & Lab Equipment	-			-	-			-	-	-
10	Office Equipment	12,44,794			12,44,794	12,44,794	93,360		13,38,154	93,360	-
11	Audio Visual Equipment	-			-	-			-	-	-
12	Computers & Peripherals	1,54,66,404			1,54,66,404	1,54,66,404			1,54,66,404	-	-
13	Furniture, Fixtures & Fittings	53,45,006	2,45,969		55,90,975	53,45,006	4,19,323		57,64,329	1,73,354	-
14	Vehicles	20,48,657			20,48,657	20,48,657	2,04,866		22,53,523	2,04,866	-
15	Library Books & Scientific Journals	39,00,314			39,00,314	39,00,314	3,90,031		42,90,345	3,90,031	-
	Total for Tangible Assets	9,42,36,410	8,37,080	-	9,50,73,490	6,20,33,153	30,38,392	-	6,50,71,545	3,00,01,945	3,22,03,257
	Intangible Assets										
1	E-Journals				-			-	-	-	-
2	Computer Software				-				-	-	-
3	Patents and Copyrights				-				-	-	-
	Total for Intangible Assets	-	-	-	-	-	-	-	-	-	-
		9,42,36,410	8,37,080	-	9,50,73,490	6,20,33,153	30,38,392	-	6,50,71,545	3,00,01,945	3,22,03,257
	Capital Work in Progress (B)										
	TOTAL (A+B)	9,42,36,410	8,37,080	-	9,50,73,490	6,20,33,153	30,38,392	-	6,50,71,545	3,00,01,945	3,22,03,257



Schedule No.4 (FIXED ASSETS)

Self Finance

Amount in Rupees

No.	Particulars	GROSS BLOCK				DEPRECIATION				NET BLOCK	
		Opening Balance	Additions during the year	Deductions during the year	Closing Balance	Depreciation Op.Balance	Depreciation for the year	Deductions / Adjustment	Total Depreciation	2021-22	2020-21
	Tangible Assets										
1	Land	-			-	-			-	-	-
2	Site Development	-			-	-			-	-	-
3	Buildings	19,98,29,318			19,98,29,318	1,59,16,481	39,96,586		1,99,13,067	17,99,16,251	18,39,12,837
4	Roads & Bridges	-			-	-			-	-	-
5	Tubewells & Water Supply	-			-	-			-	-	-
6	Sewage & Drainage	-			-	-			-	-	-
7	Electrical Installation and Equipment	-			-	-			-	-	-
8	Plant & Machinery	-			-	-			-	-	-
9	Scientific & Lab Equipment	64,31,064			64,31,064	63,95,205	5,14,485		69,09,690	4,78,626	35,859
10	Office Equipment	44,77,955	1,25,539		46,03,494	36,40,662	3,45,262		39,85,924	6,17,570	8,37,293
11	Audio Visual Equipment	10,43,671	9,41,716		19,85,387	1,75,413	1,48,905		3,24,318	16,61,069	8,68,258
12	Computers & Peripherals	2,30,79,785			2,30,79,785	2,25,07,852	26,51,260		2,51,59,112	20,79,327	5,71,933
13	Furniture, Fixtures & Fittings	80,68,027	6,31,869		86,99,896	35,28,370	6,52,492		41,80,862	45,19,034	45,39,657
14	Vehicles	13,12,314	16,60,545		29,72,859	13,12,314	2,97,286		16,09,600	13,63,259	-
15	Library Books & Scientific Journals	2,47,662	59,102		3,06,764	24,766	30,676		55,442	2,51,322	2,22,896
	Total for Tangible Assets	24,44,89,796	34,18,771	-	24,79,08,567	5,35,01,063	86,36,952	-	6,21,38,015	18,57,70,552	19,09,88,733
	Intangible Assets										
1	E-Journals				-			-	-	-	-
2	Computer Software				-				-	-	-
3	Patents and Copyrights				-				-	-	-
	Total for Intangible Assets	-	-	-	-	-	-	-	-	-	-
	Grand Total (A)	24,44,89,796	34,18,771	-	24,79,08,567	5,35,01,063	86,36,952	-	6,21,38,015	18,57,70,552	19,09,88,733
	Capital Work in Progress (B)				-					-	-
	TOTAL (A+B)	24,44,89,796	34,18,771	-	24,79,08,567	5,35,01,063	86,36,952	-	6,21,38,015	18,57,70,552	19,09,88,733



Schedule No.4 (FIXED ASSETS)

Engineering

Amount in Rupees

No.	Particulars	GROSS BLOCK				DEPRECIATION				NET BLOCK	
		Opening Balance	Additions during the year	Deductions during the year	Closing Balance	Depreciation Op.Balance	Depreciation for the year	Deductions / Adjustment	Total Depreciation	2021-22	2020-21
	Tangible Assets										
1	Land	-			-	-	-	-	-	-	-
2	Site Development	-			-	-	-	-	-	-	-
3	Buildings	31,19,10,288			31,19,10,288	6,92,76,570	62,38,206		7,55,14,776	23,63,95,512	24,26,33,718
4	Roads & Bridges	-			-	-	-		-	-	-
5	Tubewells & Water Supply	-			-	-	-		-	-	-
6	Sewage & Drainage	-			-	-	-		-	-	-
7	Electrical Installation and Equipment	-			-	-	-		-	-	-
8	Plant & Machinery	-			-	-	-		-	-	-
9	Scientific & Lab Equipment	7,46,74,684			7,46,74,684	7,46,74,684	59,73,975		8,06,48,659	59,73,975	-
10	Office Equipment	1,57,52,036	4,14,186		1,61,66,222	1,29,49,646	12,12,467		1,41,62,113	20,04,109	28,02,390
11	Audio Visual Equipment	-			-	-	-		-	-	-
12	Computers & Peripherals	1,11,67,928	45,95,812		1,57,63,740	86,30,329	17,87,433		1,04,17,762	53,45,978	25,37,599
13	Furniture, Fixtures & Fittings	2,58,32,625			2,58,32,625	2,20,50,700	19,37,447		2,39,88,147	18,44,478	37,81,925
14	Vehicles	96,67,959			96,67,959	96,67,959	13,63,334		1,10,31,293	13,63,334	-
15	Library Books & Scientific Journals	2,30,98,017	8,74,526		2,39,72,543	2,08,28,209	23,97,254		2,32,25,463	7,47,080	22,69,808
	Total for Tangible Assets	47,21,03,537	58,84,524	-	47,79,88,061	21,80,78,097	2,09,10,116	-	23,89,88,213	23,89,99,848	25,40,25,440
	Intangible Assets										
1	E-Journals	12,85,661	9,35,824		22,21,485	5,20,537		-	5,20,537	17,00,948	7,65,124
2	Computer Software	78,15,901	15,04,794		93,20,695	60,46,664	14,28,792		74,75,456	18,45,239	17,69,237
3	Patents and Copyrights	-			-	-	-		-	-	-
	Total for Intangible Assets	91,01,562	24,40,618	-	1,15,42,180	65,67,201	14,28,792	-	79,95,993	35,46,187	25,34,361
	Grand Total (A)	48,12,05,099	83,25,142	-	48,95,30,241	22,46,45,298	2,23,38,908	-	24,69,84,206	24,25,46,035	25,65,59,801
	Capital Work in Progress (B)				-					-	-
	TOTAL (A+B)	48,12,05,099	83,25,142	-	48,95,30,241	22,46,45,298	2,23,38,908	-	24,69,84,206	24,25,46,035	25,65,59,801



Schedule No.4 (FIXED ASSETS)

Examination General Fund

Amount in Rupees

No.	Particulars	GROSS BLOCK				DEPRECIATION				NET BLOCK	
		Opening Balance	Additions during the year	Deductions during the year	Closing Balance	Depreciation Op.Balance	Depreciation for the year	Deductions / Adjustment	Total Depreciation	2021-22	2020-21
	Tangible Assets										
1	Land	-			-	-			-	-	-
2	Site Development	-			-	-			-	-	-
3	Buildings	-			-	-			-	-	-
4	Roads & Bridges	-			-	-			-	-	-
5	Tubewells & Water Supply	-			-	-			-	-	-
6	Sewage & Drainage	-			-	-			-	-	-
7	Electrical Installation and Equipment	-			-	-			-	-	-
8	Plant & Machinery	-			-	-			-	-	-
9	Scientific & Lab Equipment	7,04,312			7,04,312	7,04,312	-	-	7,04,312		
10	Office Equipment	44,43,996			44,43,996	41,96,901	2,47,095	-	44,43,996	-	2,47,095
11	Audio Visual Equipment	-			-	-			-	-	-
12	Computers & Peripherals	-			-	-			-	-	-
13	Furniture, Fixtures & Fittings	27,59,308			27,59,308	27,59,308			27,59,308	-	-
14	Vehicles	-			-	-			-	-	-
15	Library Books & Scientific Journals	-			-	-			-	-	-
	Total for Tangible Assets	79,07,616	-	-	79,07,616	76,60,521	2,47,095	-	79,07,616	-	2,47,095
	Intangible Assets										
1	E-Journals	-			-	-		-	-	-	-
2	Computer Software	-			-	-			-	-	-
3	Patents and Copyrights	-			-	-			-	-	-
	Total for Intangible Assets	-	-	-	-	-	-	-	-	-	-
	Grand Total (A)	79,07,616	-	-	79,07,616	76,60,521	2,47,095	-	79,07,616	-	2,47,095
	Capital Work in Progress (B)				-					-	-
	TOTAL (A+B)	79,07,616	-	-	79,07,616	76,60,521	2,47,095	-	79,07,616	-	2,47,095



Schedule No.4(FIXED ASSETS)

Projects

Amount in Rupees

S.No	Particulars	GROSS BLOCK				DEPRECIATION				NET BLOCK	
		Opening Balance	Additions during the year	Deductions during the year	Closing Balance	Depreciation Op.Balance	Depreciation for the year	Deductions / Adjustment	Total Depreciation	2021-22	2020-21
	Tangible Assets										
1	Land	-			-	-	-	-	-	-	-
2	Site Development										
3	Buildings	-			-	-			-	-	-
4	Roads & Bridges	-			-	-			-	-	-
5	Tubewells & Water Supply	-			-	-			-	-	-
6	Sewage & Drainage										
7	Electrical Installation and Equipment	-	1,39,840		1,39,840	-	6,992		6,992	1,32,848	-
8	Plant & Machinery	3,05,39,581			3,05,39,581	1,07,56,413	15,26,979		1,22,83,392	1,82,56,189	1,97,83,168
9	Scientific & Lab Equipments	6,51,639	48,13,932	7,726	54,57,845	52,131	4,36,628		4,88,759	49,69,086	5,99,508
10	Office Equipment	2,60,50,177	5,00,221		2,65,50,398	2,01,40,679	19,91,279		2,21,31,958	44,18,440	59,09,498
11	Audio Visual Equipment	41,837	6,33,505		6,75,342	3,138	50,651		53,789	6,21,553	38,699
12	Computers & Peripherals	61,88,716	35,41,396		97,30,112	60,37,335	7,46,124		67,83,459	29,46,653	1,51,381
13	Furniture, Fixtures & Fittings	-	79,690		79,690	-	5,977		5,977	73,713	-
14	Vehicles	-			-	-			-	-	-
15	Library Books & Scientific Journals	-			-	-			-	-	-
	Total for Tangible Assets	6,34,71,950	97,08,584	7,726	7,31,72,808	3,69,89,696	47,64,630	-	4,17,54,326	3,14,18,482	2,64,82,254
	Intangible Assets										
1	E-Journals	-			-	-			-	-	-
2	Computer Software	14,999	5,80,686		5,95,685	6,000	2,38,274	-	2,44,274	3,51,411	8,999
3	Patents and Copyrights										
	Total for Intangible Assets	14,999	5,80,686	-	5,95,685	6,000	2,38,274	-	2,44,274	3,51,411	8,999
	Grand Total	6,34,86,949	1,02,89,270	7,726	7,37,68,493	3,69,95,696	50,02,904	-	4,19,98,600	3,17,69,893	2,64,91,253



Schedule No.4 (FIXED ASSETS)

Abstract

Amount in Rupees

No.	Particulars	GROSS BLOCK				DEPRECIATION				NET BLOCK	
		Opening Balance	Additions during the year	Deductions during the year	Closing Balance	Depreciation Op.Balance	Depreciation for the year	Deductions / Adjustment	Total Depreciation	2021-22	2020-21
	Tangible Assets										
1	Land	-	-	-	-	-	-	-	-	-	-
2	Site Development	-	-	-	-	-	-	-	-	-	-
3	Buildings	59,29,82,746	-	-	59,29,82,746	10,70,45,637	1,18,59,654	-	11,89,05,291	47,40,77,455	48,59,37,109
4	Roads & Bridges	34,48,432	-	-	34,48,432	1,78,790	68,969	-	2,47,759	32,00,673	32,69,642
5	Tubewells & Water Supply	-	-	-	-	-	-	-	-	-	-
6	Sewage & Drainage	19,64,236	-	-	19,64,236	1,17,855	39,285	-	1,57,140	18,07,096	18,46,381
7	Electrical Installation and Equipment	1,07,32,060	39,56,658	1,80,000	1,45,08,718	31,93,984	7,25,437	1,80,000	37,39,421	1,07,69,297	75,38,076
8	Plant & Machinery	12,46,91,211	-	-	12,46,91,211	6,42,05,527	62,34,561	-	7,04,40,088	5,42,51,124	6,04,85,685
9	Scientific & Lab Equipment	10,56,44,679	60,06,533	36,154	11,16,15,058	8,55,28,154	88,71,443	-	9,43,99,597	1,72,15,460	2,01,16,525
10	Office Equipment	9,54,78,439	16,43,412	-	9,71,21,851	7,31,60,418	62,25,451	-	7,93,85,869	1,77,35,981	2,23,18,020
11	Audio Visual Equipment	1,66,19,680	25,34,678	-	1,91,54,358	34,06,132	14,36,577	-	48,42,709	1,43,11,649	1,32,13,548
12	Computers & Peripherals	8,99,12,128	1,36,92,622	-	10,36,04,750	7,75,58,374	1,25,12,294	-	9,00,70,668	1,35,34,082	1,23,53,754
13	Furniture, Fixtures & Fittings	6,58,62,740	33,73,438	-	6,92,36,178	4,06,92,845	49,85,766	-	4,56,78,611	2,35,57,567	2,51,69,895
14	Vehicles	1,47,22,789	16,60,545	-	1,63,83,334	1,35,37,088	20,34,872	-	1,55,71,960	8,11,374	11,85,701
15	Library Books & Scientific Journals	4,61,36,860	30,51,970	-	4,91,88,830	3,73,98,112	36,42,831	-	4,10,40,943	81,47,887	87,38,748
	Total for Tangible Assets	1,16,81,96,000	3,59,19,856	2,16,154	1,20,38,99,702	50,60,22,915	5,86,37,140	1,80,000	56,44,80,055	63,94,19,647	66,21,73,085
	Intangible Assets										
1	E-Journals	74,09,332	72,77,456	-	1,46,86,788	29,70,006	49,62,905	-	79,32,911	67,53,877	44,39,326
2	Computer Software	1,95,47,660	48,28,907	-	2,43,76,567	1,47,89,202	51,76,164	-	1,99,65,366	44,11,201	47,58,458
3	Patents and Copyrights	-	-	-	-	-	-	-	-	-	-
	Total for Intangible Assets	2,69,56,992	1,21,06,363	-	3,90,63,355	1,77,59,208	1,01,39,069	-	2,78,98,277	1,11,65,078	91,97,784
	Grand Total (A)	1,19,51,52,992	4,80,26,219	2,16,154	1,24,29,63,057	52,37,82,123	6,87,76,209	1,80,000	59,23,78,332	65,05,84,725	67,13,70,869
	Capital Work in Progress (B)	-	-	-	-	-	-	-	-	-	-
	TOTAL (A+B)	1,19,51,52,992	4,80,26,219	2,16,154	1,24,29,63,057	52,37,82,123	6,87,76,209	1,80,000	59,23,78,332	65,05,84,725	67,13,70,869



SCHEDULE 5 : INVESTMENTS FROM EARMARKED / ENDOWMENT FUNDS

S.NO	Particular	Corpus Fund	General Fund	Endowment Fund	Designated Fund	Projects	Scholarship	Self Finance	Engineering	2021-22	2020-21
1	In Central Government Securities										
2	In State Government Securities										
3	Other Approved Securities										
4	Shares										
5	Debentures and Bonds										
6	Term Deposits with Banks	1,80,46,102	27,39,882	3,10,20,617	2,42,95,067	30,77,195		9,08,60,676	29,75,10,569	46,75,50,108	44,82,99,998
7	Others (to be specified)										
	Total	1,80,46,102	27,39,882	3,10,20,617	2,42,95,067	30,77,195		9,08,60,676	29,75,10,569	46,75,50,108	44,82,99,998

SCHEDULE 5 (A) : INVESTMENTS FROM EARMARKED / ENDOWMENT FUNDS (Designated)

S.NO	Particular	2021-22	2020-21
1	HBA	4,45,000	4,45,000
2	Research & Consultancy	1,48,50,067	1,07,73,536
3	Examination- General Fund	-	-
4	Deposits & Advances	90,00,000	2,03,50,000
	Total	2,42,95,067	3,15,68,536

Note: The Total in this sub schedule will agree with the total in Schedule 5.

SCHEDULE 6 : INVESTMENTS - OTHERS

	Plan	Non Plan	2021-22	2020-21
1	In Central Government Securities			
2	In State Government Securities			
3	Other Approved Securities			
4	Shares			
5	Plan			
6	Non Plan			
	Total	-	-	-



List of fixed deposit held by the Institute as on 31-03-2022- Schedule -5

Corpus Fund Account									
S.No	Name of the bank	FDR No	Date of Investment	Date of Maturity	Amount of Investment	Maturity Amount	Rate of Interest	No. of days	Interest up to 31.03.2022
1	Indian Bank	0825380 / 6827478305	11-11-2019	11-11-2022	62,000.00	75,231.00	6.50%	871	9,617
2	Indian Bank	0947867 / 6582810349	20-11-2017	20-11-2022	2,49,461.00	3,35,988.00	6%	1592	65,284
3	Indian Bank	0710056 / 6598534981	11-01-2018	11-01-2023	9,50,000.00	12,79,512.00	6%	1540	2,40,493
4	Indian Bank	0947624 / 6564643265	15-09-2017	15-09-2022	5,00,000.00	6,73,428.00	6%	1658	1,36,274
5	Indian Bank	0947738 / 6473435276	17-10-2017	17-10-2022	25,64,689.00	34,54,264.00	6%	1626	6,85,510
6	Indian Bank	0710102 / 66024799401	26-12-2020	26-12-2023	37,19,952.00	43,12,688.00	5.10%	460	2,39,096
7	TNFIDC	0870280 / 0120200870280	07-10-2021	07-10-2026	50,00,000.00	74,29,737.00	8%	175	1,91,781
8	TNFIDC	0870281 / 0120200870281	07-10-2021	07-10-2026	50,00,000.00	74,29,737.00	8%	175	1,91,781
				Total	1,80,46,102	2,49,90,585			17,59,836
General Fund Account									
S.No	Name of the bank	FDR No	Date of Investment	Date of Maturity	Amount of Investment	Maturity Amount	Rate of Interest	No. of days	Interest up to 31.03.2022
1	Indian Bank	0710101 / 6602504558	27-12-2020	27-11-2023	9,95,999	11,54,701	5.10%	459	63,878
2	Indian Bank	0180249/6941635971	16-03-2022	21-07-2022	16,27,862	16,47,530	3.50%	15	2,341
3	Indian Bank	0945769/ 6419831608	19-03-2022	19-03-2025	1,16,021	1,35,472	5.20%	12	198
				Total	27,39,882	29,37,703			66,417



Endowment Account									
S.No	Name of the bank	FDR No	Date of Investment	Date of Maturity	Amount of Investment	Maturity Amount	Rate of Interest	No. of days	Interest up to 31.03.2022
1	Indian Bank	0945339 / 6388624729	12-11-2021	11-11-2022	4,32,254	4,50,377	4.40%	139	7,243.00
2	Indian Bank	0443080 / 6680707044	16-02-2022	04-04-2023	2,25,734	2,38,761	5.00%	43	1,330.00
3	Indian Bank	0443079 / 6680697830	16-02-2022	04-04-2023	3,15,542	3,33,752	5.00%	43	1,859.00
4	Indian Bank	0443934 / 6773788190	02-07-2019	02-07-2022	5,20,000	5,35,644	6.75%	1003	96,453.00
5	Indian Bank	0947887 / 6584159891	24-11-2017	24-11-2022	7,45,199	10,03,675	6.00%	1588	1,94,528.00
6	Indian Bank	0947888 / 6584160272	24-11-2017	24-11-2022	7,45,199	10,03,675	6.00%	1588	1,94,528.00
7	Indian Bank	0947889 / 6584160737	24-11-2017	24-11-2022	5,32,284	7,16,909	6.00%	1588	1,38,948.00
8	Indian Bank	0947890 / 6584160997	24-11-2017	24-11-2022	5,32,284	7,16,909	6.00%	1588	1,38,948.00
9	Indian Bank	0947886 / 6584102651	24-11-2017	24-11-2022	7,00,000	9,42,799	6.00%	1588	1,82,729.00
10	Indian Bank	0947891 / 6584161334	24-11-2017	24-11-2022	5,32,284	7,16,909	6.00%	1588	1,38,948.00
11	Indian Bank	0710096 / 6602244442	25-12-2020	25-11-2023	5,39,837	6,25,854	5.10%	461	34,773.00
12	Indian Bank	0180368 / 6963847404	23-12-2020	23-12-2025	5,00,000	6,45,784	5.15%	463	32,664.00
13	Indian Bank	0180369 / 6963856281	23-12-2020	23-12-2025	7,00,000	9,04,097	5.15%	463	45,729.00
		Total - 1			70,20,617	88,35,145			12,08,680
14	TPFIDC	0120109028783 / 9028783	15-07-2020	15-07-2023	50,00,000	50,00,000	8.57%	624	Received on 31.3.2022
15	TPFIDC	0120109028782 / 9028782	15-07-2020	15-07-2023	50,00,000	50,00,000	8.57%	624	Received on 31.3.2022
16	TPFIDC	0120109028781 / 9028781	15-07-2020	15-07-2023	50,00,000	50,00,000	8.57%	624	Received on 31.3.2022
17	TPFIDC	0120109028779 / 9028779	15-07-2020	15-07-2023	50,00,000	50,00,000	8.57%	624	Received on 31.3.2022
18	TPFIDC	0120109028785 / 9028785	15-07-2020	15-07-2023	40,00,000	40,00,000	8.57%	624	Received on 31.3.2022
		Total - 2			2,40,00,000	2,40,00,000			
		Total - (1+2)			3,10,20,617	3,28,35,145			
HBA Fund Account									
S.No	Name of the bank	FDR No	Date of Investment	Date of Maturity	Amount of Investment	Maturity Amount	Rate of Interest	No. of days	Interest up to 31.03.2022
1	Indian Bank	0825377 / 6827473431	11-11-2019	11-11-2022	1,95,000	2,36,614	6.50%	871	30,246
2	Indian Bank	0825378 / 6827476465	11-11-2019	11-11-2022	2,50,000	3,03,352	6.50%	871	38,777
				Total	4,45,000	5,39,966			69,023



Research & Consultancy A/c									
S.No	Name of the bank	FDR No	Date of Investment	Date of Maturity	Amount of Investment	Maturity Amount	Rate of Interest	No. of days	Interest up to 31.03.2022
1	Indian Bank	0947660/6567900672	17-09-2017	17-09-2022	80,018	1,07,773	6.00%	1656	21,782
2	Indian Bank	0947625/6564642024	15-09-2017	15-09-2022	13,00,000	17,50,912	6.00%	1658	3,54,312
3	Indian Bank	0947860/6582251561	18-11-2017	18-11-2022	4,56,453	6,14,776	6.00%	1594	1,19,603
4	Indian Bank	0947870/6582820471	20-11-2017	20-11-2022	9,35,478	12,59,953	6.00%	1592	2,44,813
5	Indian Bank	0947912/6585859235	30-11-2017	30-11-2022	27,13,733	36,55,005	6.00%	1582	7,05,719
6	Indian Bank	0710818 / 6660483083	03-08-2021	03-08-2022	15,79,385	16,59,847	5.00%	240	51,925
7	Indian Bank	0443945 / 67755624548	05-07-2019	05-07-2022	28,85,000	35,26,604	6.75%	1000	5,33,527
8	Indian Bank	0825379 / 6827477243	11-11-2019	11-11-2022	9,00,000	10,92,067	6.50%	871	1,39,599
9	TNPFIDCL	0870282 / 0120200870282	07-10-2021	07-10-2026	40,00,000	59,43,790	8.00%	175	1,53,425
				Total	1,48,50,067	1,96,10,727			23,24,705

Deposit and Advance A/c									
S.No	Name of the bank	FDR No	Date of Investment	Date of Maturity	Amount of Investment	Maturity Amount	Rate of Interest	No. of days	Interest up to 31.03.2022
1	Indian Bank	0918112/7115602224	16-11-2021	25-05-2022	30,00,000	30,63,318	4.00%	135	44,384
2	Indian Bank	0180762/7034386449	29-06-2021	30-06-2022	30,00,000	31,56,392	5.10%	275	1,15,274
3	Indian Bank	0918117/7116130100	16-11-2021	25-04-2022	30,00,000	30,46,027	3.50%	135	38,836
				Total	90,00,000	92,65,737			1,98,494

Total for Designated Fund

2,42,95,067



SELF FINANCE									
S.No	Name of the bank	FDR No	Date of Investment	Date of Maturity	Amount of Investment	Maturity Amount	Rate of Interest	No. of days	Interest up to 31.03.2022
1	Indian Bank	0180147 / 6026084090	21-09-2021	21-09-2022	17,09,844	17,98,979	5.10%	191	45,632
2	Indian Bank	0180833 / 7049935766	27-07-2021	28-07-2022	63,00,000	66,28,423	5.10%	247	2,17,428
3	Indian Bank	0825018 6785764731	30-07-2019	30-07-2024	14,07,578	19,81,648	6.90%	975	2,59,438
4	Indian Bank	0825196 / 6807783366	20-09-2019	20-09-2024	22,91,000	31,31,567	6.30%	923	3,64,985
				Total	1,17,08,422	1,35,40,617			8,87,483

EXAMINATION SF									
S.No	Name of the bank	FDR No	Date of Investment	Date of Maturity	Amount of Investment	Maturity Amount	Rate of Interest	No. of days	Interest up to 31.03.2022
1	Indian Bank	0180917/7074235981	02-09-2021	03-09-2022	45,00,000	47,34,588	5.10%	210	1,32,041
2	Indian Bank	0180918/7074236418	02-09-2021	03-09-2022	45,00,000	47,34,588	5.10%	210	1,32,041
3	Indian Bank	0180991/7090117784,	28-09-2021	29-09-2022	20,00,000	21,04,261	5.10%	184	51,419
4	Indian Bank	0918042/7100676961	16-10-2021	17-10-2022	70,00,000	73,57,625	5.00%	166	1,59,178
5	Indian Bank	0918053/7101411019	18-10-2021	19-10-2022	30,00,000	31,53,268	5.00%	164	67,397
6	Indian Bank	0918075/7107140710	28-10-2021	29-10-2022	85,00,000	89,34,256	5.00%	154	1,79,315
7	Indian Bank	0918077/7108351334	30-10-2021	31-10-2022	60,00,000	63,06,536	5.00%	152	1,24,932
8	Indian Bank	0918088/7110259947	03-11-2021	04-11-2022	30,00,000	31,53,263	5.00%	148	60,822
9	Indian Bank	0918122/7117135889	18-11-2021	18-11-2022	30,00,000	31,51,279	4.95%	133	54,111
10	Indian Bank	0918161/7125956690	02-12-2021	03-12-2022	35,00,000	36,78,813	5.00%	119	57,055
11	Indian Bank	0918391/7187163063	30-03-2021	31-03-2022	15,00,000	15,76,634	5.00%	184	37,808
12	Indian Bank	09188068/7105195241	26-10-2021	27-10-2022	25,00,000	26,27,723	5.00%	156	53,425
13	Indian Bank	0180856/7056709748	04-08-2021	05-08-2022	40,00,000	42,08,523	5.10%	239	1,33,578
14	Indian Bank	0180857/7056710404	04-08-2021	05-08-2022	40,00,000	42,08,523	5.10%	239	1,33,578
15	Indian Bank	0918265/7154476948	28-01-2022	29-01-2023	25,00,000	26,27,723	5.00%	62	21,233
16	Indian Bank	0918269/7155875283	31-01-2022	01-02-2023	65,00,000	68,32,080	5.00%	59	52,534
		Total			6,60,00,000	6,93,89,683			14,50,467

PIHEAD									
S.No	Name of the bank	FDR No	Date of Investment	Date of Maturity	Amount of Investment	Maturity Amount	Rate of Interest	No. of days	Interest up to 31.03.2022
1	Indian Bank	0443944 / 6775625393	05-07-2019	05-07-2022	3650000	4461734	6.75%	1000	6,75,000
2	Indian Bank	0825607/6854522386	29-01-2022	29-01-2023	1002254	1052794	4.95%	61	8,291
3	TNPFC	0120200870285/0870285	18-10-2021	18-10-2026	3500000	5200816	8.00%	164	1,25,808
4	TNPFC	0120200870286/0870286	18-10-2021	18-10-2026	5000000	7429737	8.00%	164	1,79,726
				Total	13152254	18145081			9,88,825

Total for Self Finance accounts

9,08,60,676

10,10,75,381

-

-

33,26,775



SCHOOL OF ENGINEERING									
S.No	Name of the bank	FDR No	Date of Investment	Date of Maturity	Amount of Investment	Maturity Amount	Rate of Interest	No. of days	Interest up to 31.03.2022
1	Canara Bank	1205401000896/4	22-05-2019	22-05-2029	1,02,67,811	1,86,25,995	6.00%	1044	17,62,125
2	SBI	40456337120	06-09-2021	07-09-2022	60,00,000	63,06,536	5.00%	206	1,69,315
3	Indian Bank	0180793/7042650187	14-07-2021	15-07-2022	99,00,000	1,04,16,094	5.10%	260	3,59,655
4	Indian Bank	0180797/7043096134	15-07-2021	16-07-2022	1,00,00,000	1,05,21,307	5.10%	259	3,61,890
5	Indian Bank	0180794/7042534104	14-07-2021	15-07-2022	1,00,00,000	1,05,21,307	5.10%	260	3,63,288
6	Indian Bank	0180791/7041697445	13-07-2021	14-07-2022	99,00,000	1,04,16,034	5.10%	261	3,61,038
7	Indian Bank	0180790/7041699464	13-07-2021	14-07-2022	1,00,00,000	1,05,21,307	5.10%	261	3,64,685
8	Indian Bank	0180953/7079440951	09-09-2021	12-05-2022	45,00,000	46,35,030	4.40%	203	1,10,121
9	Indian Bank	0180955/7079447109	09-09-2021	11-07-2022	50,00,000	51,86,753	4.40%	203	1,22,356
10	Indian Bank	0180954/7079446396	09-09-2021	11-06-2022	45,00,000	46,51,261	4.40%	203	1,10,121
11	Indian Bank	0180956/7076447786	09-09-2021	10-08-2022	50,00,000	52,05,438	4.40%	203	1,22,356
12	Indian Bank	0180798/7043098303	15-07-2021	16-07-2022	99,00,000	1,04,16,094	5.10%	259	3,58,272
13	Indian Bank	0918024/7097642457	11-10-2021	12-10-2022	81,134	85,279	5.00%	171	1,901
14	Indian Bank	0180803/7043881545	16-07-2021	17-07-2022	50,00,000	52,60,653	5.10%	258	1,80,247
15	Indian Bank	0180805/7043883440	16-07-2021	17-07-2022	50,00,000	52,60,653	5.10%	258	1,80,247
16	Indian Bank	0180806/70437885732	16-07-2021	17-07-2022	49,00,000	51,55,440	5.10%	258	1,76,642
17	Indian Bank	0180765/7035115070	30-06-2021	01-07-2022	50,00,000	52,60,653	5.10%	274	1,91,425
18	Indian Bank	0180804/7043882774	16-07-2021	17-07-2022	50,00,000	52,60,653	5.10%	258	1,80,247
19	Indian Bank	0180785/7041147688	12-07-2021	13-07-2022	1,00,00,000	1,05,21,307	5.10%	262	3,66,082
20	Indian Bank	0180720/7025967672	08-06-2021	09-06-2022	50,00,000	52,60,653	5.10%	296	2,06,795
21	Indian Bank	0918044/7100677954	16-10-2021	17-10-2022	50,00,000	52,55,447	5.00%	166	1,13,699
22	Indian Bank	0180968/7084264444	18-09-2021	19-09-2022	2,47,049	2,59,928	5.10%	194	6,697
23	Indian Bank	0198190/7135421391	21-12-2021	22-12-2022	50,00,000	52,55,447	5.00%	100	68,493
24	Indian Bank	0918191/7135421834	21-12-2021	22-12-2022	50,00,000	52,55,447	5.00%	100	68,493
25	Indian Bank	0918183/7134565492	20-12-2021	21-12-2022	50,00,000	52,55,447	5.00%	101	69,178
26	Indian Bank	0918182/7134564261	20-12-2021	21-12-2022	50,00,000	52,55,447	5.00%	101	69,178
27	Indian Bank	0918046/7100845503	18-10-2021	19-10-2022	50,00,000	52,55,447	5.00%	164	1,12,329
28	Indian Bank	0918043/7100677579	16-10-2021	17-10-2022	50,00,000	52,55,447	5.00%	166	1,13,699
29	Indian Bank	0918045/7100844939	18-10-2021	19-10-2022	50,00,000	52,55,447	5.00%	164	1,12,329
30	Indian Bank	0180996/7090119113	28-09-2021	29-09-2022	36,19,583	38,08,274	5.10%	184	93,058



31	Indian Bank	0180812/7044351287	17-07-2021	18-07-2022	50,00,000	52,60,653	5.10%	257	1,79,548
32	Indian Bank	0180813/70452912309	19-07-2021	20-07-2022	4,00,000	4,20,652	5.10%	255	14,252
33	Indian Bank	0180877/7063138946	13-08-2021	14-08-2022	2,94,992	3,10,370	5.10%	230	9,480
34	Indian Bank	0180811/7044350067	17-07-2021	18-07-2022	50,00,000	52,60,653	5.10%	257	1,79,548
35	Indian Bank	0918215/7138227357	27-12-2021	28-12-2022	45,00,000	47,29,902	5.00%	94	57,945
36	Indian Bank	0918214/7138226783	27-12-2021	28-12-2022	45,00,000	47,29,902	5.00%	94	57,945
37	Indian Bank	0918212/7138226115	27-12-2021	28-12-2022	50,00,000	52,55,447	5.00%	94	64,384
38	Indian Bank	0918213/7138226240	27-12-2021	28-12-2022	50,00,000	52,55,447	5.00%	94	64,384
39	Indian Bank	0918201/7136143570	22-12-2021	23-12-2022	45,00,000	47,29,902	5.00%	99	61,027
40	Indian Bank	0918204/7136525504	23-12-2021	24-12-2022	30,00,000	31,53,266	5.00%	98	40,274
41	Indian Bank	0918199/7136144960	22-12-2021	23-12-2022	50,00,000	52,55,447	5.00%	99	67,808
42	Indian Bank	0918200/7136144234	22-12-2021	23-12-2022	45,00,000	47,29,902	5.00%	99	61,027
43	Indian Bank	0918193/7135423172	21-12-2021	22-12-2022	45,00,000	47,29,902	5.00%	100	61,644
44	Indian Bank	0918198/7136145409	22-12-2021	23-12-2022	50,00,000	52,55,447	5.00%	99	67,808
45	Indian Bank	0918185/7134567716	26-12-2021	21-12-2022	45,00,000	47,29,902	5.00%	95	58,562
46	Indian Bank	0918192/7135422588	21-12-2021	22-12-2022	45,00,000	47,29,902	5.00%	100	61,644
47	Indian Bank	0918184/7134566451	20-12-2021	21-12-2022	45,00,000	47,29,908	5.00%	101	62,260
48	Indian Bank	0180942/7078282439	08-09-2021	11-04-2022	45,00,000	46,18,396	4.40%	204	1,10,663
49	Indian Bank	0180943/7078283602	08-09-2021	11-04-2022	45,00,000	46,18,396	4.40%	204	1,10,663
50	Indian Bank	0180945/7078293295	08-09-2021	11-04-2022	50,00,000	51,31,551	4.40%	204	1,22,959
51	Indian Bank	0180944/7078292492	08-09-2021	11-04-2022	50,00,000	51,31,551	4.40%	204	1,22,959
52	Indian Bank	0180668/7012737019	16-04-2021	17-04-2022	50,00,000	52,60,653	5.10%	349	2,43,822
					Total	27,25,10,569	29,36,27,376		87,56,567

SELF FINANCE EMPLOYEES GRATUITY FUND

S.No	Name of the bank	FDR No	Date of Investment	Date of Maturity	Amount of Investment	Maturity Amount	Rate of Interest	No. of days	Interest up to 31.03.2022
1	TNPFC	9035762/0120109035762	13.08.2020	13.08.2025	90,00,000	90,00,000	8.57%		
2	TNPFC	9035760/0120109035760	13.08.2020	13.08.2025	80,00,000	80,00,000	8.57%		
3	TNPFC	9035757/0120109035757	13.08.2020	13.08.2025	80,00,000	80,00,000	8.57%		
					Total	2,50,00,000	2,50,00,000		-

Total for Engineering

29,75,10,569

31,86,27,376

-

-

87,56,567



PROJECTS**DST CURIE**

S.No	Name of the bank	FDR No	Date of Investment	Date of Maturity	Amount of Investment	Maturity Amount	Rate of Interest	No. of days	Interest up to 31.03.2022
1	Indian Bank	0180340/6957556319	11-12-2021	11-12-2022	1,47,298	1,54,823	5.00%	110	2,220
				Total	1,47,298	1,54,823			2,220

PROGRAMMES AND SCHEMES

S.No	Name of the bank	FDR No	Date of Investment	Date of Maturity	Amount of Investment	Maturity Amount	Rate of Interest	No. of days	Interest up to 31.03.2022
1	Indian Bank	0918320/7167466981	22-02-2022	23-02-2023	13,00,000	13,66,416	5.00%	37	6,589
2	Indian Bank	0825919/6894558666	29-06-2021	29-06-2022	16,29,897	17,12,933	5.00%	275	61,400
				Total	29,29,897	30,79,349			67,989

TOTAL FOR PROJECTS**30,77,195**

Grand Total for Sch.5

46,75,50,108

SCHEDULE 7 - CURRENT ASSETS

	Particular	Plan	Non-Plan	Corpus Fund	General Fund	Endowment	Desig Fund	Projects	Scholar	Self Finance	Engineering	2021-22	2020-21
1. Stock:													
a)	Stores and Spares												
b)	Loose Tools												
c)	Publications												
d)	Laboratory Cemicals, Consumables and Glass ware												
e)	Building Material												
f)	Electrical Mateial												
g)	Stationery												
h)	Water supply Material												
2. Sundry Debtors:													
a)	Debts Outstanding for a Period Exceeding Six Months												
b)	Others												
3. Cash and Bank Balances:													
a)	With Scheduled Banks:												
	- In Savings Accounts	33,45,560	18,80,18,593	9,69,657	26,01,166	18,49,537	15,77,85,299	2,03,97,332	5,99,193	4,66,83,458	10,92,92,247	53,15,42,042	32,10,46,589
b)	With Non Scheduled Banks:												
4. Post Office Savings Accounts													
	Total	33,45,560	18,80,18,593	9,69,657	26,01,166	18,49,537	15,77,85,299	2,03,97,332	5,99,193	4,66,83,458	10,92,92,247	53,15,42,042	32,10,46,589



Schedule 7 A (Annexure - A- Bank Balances)
Bank Balances Accounts as on 31.03.2022 as per Cash Book

S.No.	Account	Bank Name	Account No	Balance	Total Balance
Non Plan					
1	Non Plan	Indian Bank	6025905099	8,82,790	
2	Non-Plan fee	Indian Bank	998534811	18,10,12,700	
3	NP PFMS Account	Indian Bank	6753374103	60,75,217	
4	TN Maintenance Grant	Indian Bank	6806280206	47,886	
5	RBI TSA	RBI	10671301083	-	
	Total			18,80,18,593	18,80,18,593
Plan accounts					
6	XII Plan /GDA	Indian Bank	6059679932	33,45,560	
	Total			33,45,560	33,45,560
7	Corpus Fund	Indian Bank	914689468	9,69,657	9,69,657
General Fund					
8	General Fund	Indian Bank	474664462	24,06,011	
9	General Fund	Indian Bank	6911288445	1,95,155	
	Total			26,01,166	26,01,166
10	Endowment Fund	Indian Bank	474664484	18,49,537	18,49,537
11	Scholarship Fund	Indian Bank	835702320	5,46,329	
12	Scholarship Fund	Indian Bank	6753374806	240	
13	Scholarship Fund	Indian Bank	6718871211	52,624	
				5,99,193	5,99,193
Designated Fund					
14	Online Account	Indian Bank	6543956204	1058879	
15	Misc fee Receipts online	Indian Bank	6806281391	3	
16	HBA Revolving Fund	Indian Bank	474664734	1187659	
17	Research & Consultancy	Indian Bank	6059667020	3006298	
18	Examination Genral Fund	Indian Bank	474664473	66271555	
19	Deposit & Advance	Indian Bank	915851476	86260905	
	Total for Designated Fund			15,77,85,299	15,77,85,299



Schedule 7 A (Annexure - A- Bank Balances)

Bank Balances Accounts as on 31.03.2022 as per Cash Book

S.No.	Account	Bank Name	Account No	Balance	Total Balance
	Self Finance				
20	Self Finance	Indian Bank	474664847	3,21,22,242	
21	Examination Self Finance	Indian Bank	896772512	98,71,320	
22	Conference / seminar/ Workshop-SF	Indian Bank	6010310202	33,57,508	
23	ATNT	Indian Bank	768940247	8,18,067	
24	NAIP - National Agricultural Innovation	Indian Bank	839969335	28,313	
25	PIHEAD	Indian Bank	710615270	4,86,008	
	Total			4,66,83,458	4,66,83,458
	Engineering				
26	School of Engineering Account	Indian Bank	474664643	10,39,32,631	
27	Engineering-Net Banking A/c	Indian Bank	6006379135	8,09,364	
28	Engg- SF Emp. Gratuity fund	Indian Bank	691616678	31,849	
29	Engg-SF Employees Gratuity Fund a/c	Indian Bank	6780362286	45,18,403	
	Total			10,92,92,247	10,92,92,247
	PROJECTS				
	UGC PROJECTS				
30	UGC Projects	Indian Bank	474664495	65,44,674	
31	UGC Projects-M Sc counselling	Indian Bank	996099573	62,822	
32	UGC PARAMARSH	Indian Bank	6780361667	3,89,746	
33	UGC - Cyber Security	Indian Bank	6753363770	1,071	
34	UGC - Early Childhood Care and Education	Indian Bank	6725307855	902	
35	UGC - E Assessment	Indian Bank	6725307786	2,85,232	
36	UGC - School Counselling	Indian Bank	6718871062	79,911	
37	UGC - Supply Chain Management	Indian Bank	6753373325	197	
38	STRIDE-788	Indian Bank	6806279788	13,04,556	
	Total for UGC Projects			86,69,111	
	DST				
39	DST CURIE	Indian Bank	849927031	1,68,193	
40	Multimodal Approaches in Teaching	Indian Bank	474664698	3,91,529	
41	DST Curie II Phase - Core Research Grant for AI	Indian Bank	6841554652	16,08,598	
	Total for DST			21,68,320	



Schedule 7 A (Annexure - A- Bank Balances)
Bank Balances Accounts as on 31.03.2022 as per Cash Book

S.No.	Account	Bank Name	Account No	Balance	Total Balance
	Programmes & Schemes				
42	Programmes and Schemes	Indian Bank	917248759	64,52,847	
	ICSSR Project				
43	Development of assessible website	Indian Bank	6780359830	18,626	
44	Access and Utilization of PM Fasal Bima	Indian Bank	6753373777	9,325	
45	Assessment of Socail Emotional Learning Skills	Indian Bank	6753374261	1,979	
46	Impact Water Polution on Welfare Loss of Farm	Indian Bank	6753374635	708	
47	Instituting Women Startups Promoting Incubators	Indian Bank	6779964841	3,781	
48	Socio Cultural of Explorative Study	Indian Bank	6806275229	55,915	
	Total for ICSSR Project			90,334	
	SERB				
49	SERB - Technology Develpoment for the Support	Indian Bank	6717297880	19,357	
50	SERB - Edibile Bio based food packing	Indian Bank	6718870397	3,93,882	
	Total for SERB Project			4,13,239	
	Engineering Projects				
51	Engg- Skill Development Programme	Indian Bank	6966657125	1,98,392	
52	Engg - Projects & Schemes	Indian Bank	959887503	11,14,402	
53	Engg- Short Term Training Programme	Indian Bank	6780363494	20,919	
	Total for Engineering Projects			13,33,713	
	NSS				
54	NSS - ETI	Indian Bank	954199157	1,346	
55	NSS - Regular A/c	Indian Bank	474664542	11,27,853	
56	NSS - Special Camp A/c	Indian Bank	474664553	15,753	
57	NSS - Corpus Fund	Indian Bank	474664916	1,24,816	
	Total For NSS			12,69,768	
	Total for Projects			2,03,97,332	2,03,97,332
	Grand Total for Schedule 7				53,15,42,042
58	Provident Fund	Indian Bank	474664519	9,65,115	
59	Provident Fund	SBI	10693414622	14,55,56,201	
	Total			14,65,21,316	
60	New Pension Contribution Scheme	Indian Bank	474653483	1,24,099	
	Grand Total				67,81,87,457



SCHEDULE 8 - LOANS, ADVANCES & DEPOSITS

	Particulars	Plan	Non-Plan	Corpus Fund	General Fund	Endowment	Desig Fund	Projects	Scholar	Self Finance	Engineering	2021-22	2020-21
1	Advances to Employees : (Non-Interest bearing)											-	-
a)	Salary						-					-	-
b)	Festival						-					-	-
c)	General/LTC Advances/Imprest						-					-	-
d)	General Advances						5,03,826			11,17,196	2,04,380	18,25,402	26,695
2	Long Term Advances to Employees : (Interest)						-					-	-
a)	Vehicle Loan						-					-	-
b)	Home Loan						-					-	-
c)	Other Advances		3,75,591				-	2,38,442				6,14,033	59,02,292
3	Advances and other amounts recoverable in cash or in kind or for value to be received:						-					-	-
a)	On Capital Account						-					-	-
b)	Deposits with others						-					-	-
c)	General Advances						-					-	-
4	Prepaid Expenses						-					-	-
a)	Insurance (Pre-paid)						-					-	-
b)	Other Expenses						-					-	-
5	Deposits						-					-	-
a)	Telephone	2,000					-					2,000	5,27,223
b)	TWAD						-					-	1,64,250
c)	Electricity						-					-	1,47,834
d)	AICTE, if applicable						-					-	-
e)	Others (to be specified)-				4,93,930		2,000	4,840			4,00,777	9,01,547	4,840
	Gas Connection Deposit						-			4,100		4,100	6,500
	Deposit for Internet						-					-	55,000
	Deposit with Local Planning Authority						-				68,45,000	68,45,000	68,45,000
6	Interest Accrued:						-					-	-
a)	On Investments			17,74,521	66,417	12,08,680	25,92,222	70,209			87,59,919	1,44,71,968	1,18,48,365
b)	On Investments						-			33,26,775		33,26,775	-
c)	On Loans and Advances						-					-	-
d)	Others (includes income due unrealized)						-					-	-
7	Other - Current assets receivable from UGC/sponsored projects						-					-	-
a)	Debit balance in Plan, Schemes and Plan GDA(Sch.10) and Non Plan						-					-	23,72,05,801
b)	Debit balances in Sponsored Projects (Sch.3(a) Dr.)						-	67,77,563				67,77,563	72,91,932
c)	Debit balances in Sponsored Fellowships & Scholarships (Sch.3(b) Dr.)						-					-	48,041
d)	Grant Receivable from UGC		11,08,97,856				-					11,08,97,856	-
e)	Other Receivables:						-					-	-
	Tuition fee receivable from students		26,76,200				-			1,99,45,910	56,09,050	2,82,31,160	2,14,51,150
	Tuition fees receivable from TN Govt.		17,67,100				-					17,67,100	-
	SC Scholarship receivable from TN Govt						-					-	9,40,450
	Excess of Non salary expenditure c/f to next		7,11,558				-					7,11,558	-
	Tamilnadu Maintenance Grant receivable		63,90,000				-					63,90,000	21,30,000
	Inter Unit Accounts Receivables		1,86,93,901	44,35,506	2,53,78,968	71,140	71,88,307	5,61,780		19,02,526	4,59,46,134	10,41,78,262	13,06,28,448
	TDS receivable from ITO				5,489	1,059	6,62,720	1,56,016		11,07,541	16,21,280	35,54,105	76,20,626
	TCS on Purchase		2,922				-			14,703	3,05,34,810	3,05,52,435	-
	Electricity charges & Hostel rent receivable						-					-	58,550
	TOTAL	2,000	14,15,15,128	62,10,027	2,59,44,804	12,80,879	1,09,49,075	78,08,850	-	2,74,18,751	9,99,21,350	32,10,50,864	43,29,02,997



SCHEDULE 8 A - Loans, Advances & Deposits (Designated Fund)								
	Particulars	HBA	R&C	Exam.Fund	Dep.& Adv.	Online a/c	2021-22	2020-21
1	Advances to Employees : (Non-Interest bearing)							
a)	Salary						-	-
b)	Festival						-	-
c)	General/LTC Advances/Imprest						-	-
d)	General Advances	-	51,500	10,172	4,42,154	-	5,03,826	7,400
2	Long Term Advances to Employees : (Interest bearing)						-	-
a)	Vehicle Loan						-	-
b)	Home Loan						-	-
c)	Other Advances						-	2,49,659
3	Advances and other amounts recoverable in cash or in kind or for value to be received:						-	-
a)	On Capital Account						-	-
b)	Deposits with others						-	-
c)	General Advances- Imprest						-	-
4	Prepaid Expenses						-	-
a)	Insurance (Pre-paid)						-	-
b)	Other Expenses						-	-
5	Deposits						-	-
a)	Telephone						-	-
b)	Lease Rent						-	-
c)	Electricity						-	-
d)	AICTE, if applicable						-	-
e)	Others (to be specified)-	-	-	2,000	-	-	2,000	-
	Gas Connection Deposit						-	-
	Deposit for Internet						-	-
6	Interest Accrued:						-	-
a)	On Investments	69,023	23,24,705	-	1,98,494	-	25,92,222	18,73,619
b)	On Investments - Endowment Fund A/c						-	-
c)	On Loans and Advances						-	-
d)	Others (includes income due unrealized)						-	-
7	UGC/sponsored projects						-	-
a)	Debit balance in Plan, Schemes and Plan GDA(Sch.10) and Non Plan						-	-
b)	Debit balances in Sponsored Projects (Sch.3(a) Dr.)						-	-
c)	Debit balances in Sponsored Fellowships & Scholarships (Sch.3(b) Dr.)						-	-
d)	UGC Grant sanctioned but received in next year						-	-
e)	Other Receivables:						-	-
	Tuition fee receivable from students						-	-
	TN Grant sanctioned but receivable next year						-	-
	SC Scholarship receivable from TN Govt						-	-
	Trust Contribution receivable						-	-
	Inter Unit Accounts Receivables	-	2,28,000	21,30,000	48,30,307	-	71,88,307	79,36,751
	TDS receivable from ITO	-	7,064	3,52,472	3,03,184	-	6,62,720	15,09,208
	LIC Annuity Fund for Gratuity						-	-
	Electricity charges & Hostel rent receivable						-	-
	Excess of Non salary expenditure c/f to next year						-	-
	TOTAL	69023	2611269	2494644	5774139	0	10949075	11576637



SCHEDULE 9 -ACADEMIC RECEIPTS

S.No	FEES FROM STUDENTS	Plan	Non Plan	2021-22	2020-21
A	Academic:				
	Admission ,Registration, Authentication fee	-	12,03,525	12,03,525	11,50,275
	Annum Fee	-	17,82,740	17,82,740	
	Audio Visial Fee	-	-	-	
	Convocation Fee	-	-	-	
	Developmental Fees	-	-	-	
	Fine & Breakages	-	12,890	12,890	20,164
	ID Card	-	-	-	
	Laboratory fee	-	1,27,53,530	1,27,53,530	90,01,890
	Library fee	-	1,77,445	1,77,445	1,13,158
	One Time Fee	-	8,14,265	8,14,265	
	Processing charges	-	50,800	50,800	44,000
	Registration fees	-	17,000	17,000	
	Sale of Application/ prospectus	-	13,28,486	13,28,486	22,87,493
	Sports fee	-	-	-	
	Tuition Fees	-	79,86,350	79,86,350	1,04,10,510
	Tuition fees reimbursed by TN Govt.	-	-	-	57,75,400
	Total (A)	-	2,61,27,031	2,61,27,031	2,88,02,890
B	Examinations:			-	
	Examination Fees	-	2,09,38,149	2,09,38,149	1,30,04,340
	Total (B)	-	2,09,38,149	2,09,38,149	1,30,04,340
C	Other Fees:			-	
	Special Course Fee	-	87,79,920	87,79,920	42,30,704
	Total (C)	-	87,79,920	87,79,920	42,30,704
D	Sale of Publications:			-	
	Total (D)	-	-	-	
E	Other Academic Receipts (E)			-	
	Other Academic Receipts	-	-	-	
	Total (E)	-	-	-	
	Grand Total	-	5,58,45,100	5,58,45,100	4,60,37,934



SCHEDULE 10 - GRANTS / SUBSIDIES (IRREVOCABLE GRANTS RECEIVED)

	Particulars	Plan	Non Plan	2021-22	2020-21
		UGC	UGC	UGC	UGC
	Balance B/F	-	- 23,72,05,801	- 23,72,05,801	- 27,90,05,524
Add	Receipts during the year - Grant	-	86,10,00,000	86,10,00,000	71,59,00,000
Add	Grant received from various funding agencies			-	
Add	Receipt of Advance Grant	-	-	-	-
	Interest and other income				
Add	Grant sanctioned and receivable after 31.3.2021	-	-	-	-
add	Unspent Grant Transferred from XI Plan	-	-	-	-
	Total	-	62,37,94,199	62,37,94,199	43,68,94,476
Less	Refunded to UGC	-		-	-
	Balance	-	62,37,94,199	62,37,94,199	43,68,94,476
Less	Utilised for Capital Expenditure (A)	-	-	-	-
	Balance	-	62,37,94,199	62,37,94,199	43,68,94,476
Less	Utilised for Revenue Expenditure Out of Grant		73,46,92,055	73,46,92,055	67,41,00,277
				-	
	Balance C/F (C)	-	- 11,08,97,856	- 11,08,97,856	- 23,72,05,801
	'A' Appears as Addition to Capital Fund as well as Additions to Fixed Assets during the year				
	'B' Appears as Income in the Income & Expenditure Account				
	'C' (i) Appears under Current Liabilities in the Balance Sheet and will become the Opening balance Next Year.				
	(ii) Represented by Bank Balances, Investments and Advances on the Assets side.				



SCHEDULE 11 -INCOME FROM INVESTMENTS

S.No	Particulars	Plan	Non Plan	2021-22	2020-21
1	Interest			-	-
	a. On Government Securities			-	-
	b. Other Bonds /Debentures			-	-
2	Interest on Term Deposits			-	-
3	Income Accrued but not due on Term Deposits			-	-
4	Interest on Savings Bank Accounts			-	-
5	Others (Specify)			-	-
	Total	-	-	-	-

SCHEDULE 12 - INTEREST EARNED

S.No	Particulars	Plan	Non Plan	2021-22	2020-21
1	On Savings Bank Accounts with Sche.Banks	72,892	13,76,482	14,49,374	13,18,441
2	On Loans			-	-
	a. Employees / Staff			-	-
	b. Others			-	-
3	On Debtors and Other Receivables			-	-
	Total	72,892	13,76,482	14,49,374	13,18,441



SCHEDULE 13 -OTHER INCOME

	Particulars	Plan	Non Plan	2021-22	2020-21
	Cost of Tender	-	1,500	1,500	
	Electricity & Water Charges Recovered	-	5,55,618	5,55,618	
	Gratuity Amount received	-	-	-	
	Income from Holding Events:	-	-	-	
	Income -audit recovery interest on Trust contribution	-	5,56,294	5,56,294	
	Institutional charges	-	-	-	
	Miscellaneous Income	16,103	38,86,052	39,02,155	4,08,880
	Profit on sale of fixed assets	-	3,85,200	3,85,200	
	Sale of scrap	-	3,61,697	3,61,697	
	Sale of Institute Publications	-	-	-	3,000
	Sale of old Papers	-	2,133	2,133	20,744
	Service Charges	-	-	-	-
	TN Maintenance Grant	-	85,20,000	85,20,000	85,20,000
	Trust Contribution	-	10,00,000	10,00,000	10,00,000
	Vehicle Hire charges received	-	-	-	
	Water charges collected	-	11,556	11,556	3,45,042
	Xerox receipts	-	25,764	25,764	9,361
	Total	16,103	1,53,05,814	1,53,21,917	1,03,07,027

SCHEDULE 14 - PRIOR PERIOD INCOME

	Particulars	Plan	Non Plan	2021-22	2020-21
1	Academic Receipts			-	-
2	Income from Investments			-	-
3	Prior Period Income - Grant			-	-
	Total	-	-	-	-



SCHEDULE 15 - STAFF PAYMENTS & BENEFITS (ESTABLISHMENT EXPENSES)

Particulars	Plan	Non Plan	2021-22	2020-21
Salaries and Wages:				
Salaries -Teaching staff	-	39,82,11,819	39,82,11,819	38,74,10,886
Salaries - Non Teaching	-	7,25,24,787	7,25,24,787	6,91,62,249
Pension Teaching & Non Teaching	-	15,59,32,825	15,59,32,825	14,85,29,584
Contribution to New Pension Scheme-NPS	-	2,11,53,377	2,11,53,377	1,84,59,185
Contribution to Other Fund (specify)(EPF, ESI)	-	5,75,495	5,75,495	4,27,200
Gratuity	-	2,36,53,067	2,36,53,067	1,99,39,773
LTC EL Encashment	-	-	-	55,87,101
LTC Expenses	-	-	-	56,58,000
Bonus	-	-	-	4,39,582
Children Education Allowance	-	1,54,000	1,54,000	50,57,000
Commutation	-	4,03,69,499	4,03,69,499	94,08,813
Other Allowances	-	2,21,17,186	2,21,17,186	
EL Encashment	-	-	-	1,35,78,699
Total	-	73,46,92,055	73,46,92,055	68,36,58,072



SCHEDULE 16 - ACADEMIC EXPENSES

	Particulars	Plan	Non Plan	2021-22	2020-21
a)	Admission Expenses	-	-	-	1,00,000
b)	Binding of Library (Books and Journals)	-	36,450	36,450	57,100
c)	Convocation Expenses	-	-	-	
d)	Course fee Expenses	-	-	-	
e)	Examination Exps/ Remuneration to Exams.	-	76,14,113	76,14,113	54,02,154
f)	Expenses on Seminar/Workshops	-	8,70,356	8,70,356	1,72,712
g)	Field work/Participation in Conferences	-	-	-	
h)	Guest & Hospitality	-	-	-	
i)	Laboratory Expenses	-	14,99,924	14,99,924	1,19,869
j)	Other Academic expenses	-	1,40,000	1,40,000	2,30,525
	Sports materials	-	2,76,611	2,76,611	
	Periodicals and Journals Expenses	-	29,07,806	29,07,806	29,62,766
	Project Expenses	-	-	-	
	Publications	-	-	-	
	Special fee expenses	-	-	-	
	Student safety Insurance and welfare	-	4,69,400	4,69,400	38,590
	TA/DA for Experts	-	6,31,618	6,31,618	
	ID card expenses	-	-	-	
	Total	-	1,44,46,278	1,44,46,278	90,83,716



SCHEDULE 17 - ADMINISTRATIVE AND GENERAL EXPENSES

Particulars	Plan	Non Plan	2021-22	2020-21
A Infrastructure				
Electricity and Power	-	49,32,274	49,32,274	45,67,456
Rent, Rates and Taxes (including property tax)	-	-	-	3,225
B Communication	-	-	-	-
Postage	-	12,572	12,572	32,170
Telephone, Fax and Internet Charges	-	8,16,916	8,16,916	2,41,719
C Others	-	-	-	-
Advertisement and Publicity	-	17,69,441	17,69,441	6,92,910
Architech Fee	-	-	-	-
Auditors Remuneration	-	3,02,500	3,02,500	2,59,600
Ceremonies and Functions	-	4,39,188	4,39,188	42,339
Consultancy expenses	-	-	-	4,61,194
Contingency	-	21,48,857	21,48,857	-
Contribution	-	-	-	-
Crockeries	-	-	-	47,954
Expenses on Chancellor office	-	12,00,000	12,00,000	3,70,968
HEPSON Project expenses	-	-	-	11,500
Hospitality	-	84,296	84,296	3,112
ID card expenses	-	4,23,949	4,23,949	-
Legal Fee	-	61,800	61,800	1,73,000
LF Audit Remuneration	-	10,18,026	10,18,026	-
Meetings of Authorities	-	-	-	-
Membership Subscription/ Contribution	-	76,700	76,700	1,16,520
Miscellaneous Expenses	-	963	963	31,748
NAAC Expenses	-	14,18,322	14,18,322	-
NCTE - Expenses	-	62,708	62,708	41,029
NPS Employees Gratuity Expenses	-	14,59,744	14,59,744	-
Patent expenses	-	5,96,000	5,96,000	-
Printing and Stationery (consumption)	-	11,25,641	11,25,641	5,15,592
Professional Charges	-	82,800	82,800	1,92,000
Training to staff Expenses	-	6,962	6,962	75,691
Travelling and Conveyance Expenses	-	7,54,599	7,54,599	2,66,040
Vedoo coverage expenses	-	57,000	57,000	-
Publication expenses	-	-	-	-
Water charges	-	10,160	10,160	9,852
TOTAL	-	1,88,61,418	1,88,61,418	81,55,619



SCHEDULE 18 - TRANSPORTATION EXPENSES

	Particulars	Plan	Non Plan	2021-22	2020-21
1	Vehicles (owned by Institution)				
	a) Running Expenses	-	19,500	19,500	15,500
	b) Repairs & Maintenance of Vehicles	-	1,42,943	1,42,943	1,07,232
	c) Insurance for Vehicles	-	-	-	25,766
2	Vehicles taken on Rent/Lease	-	-	-	-
	a) Rent/Lease Expenses	-	-	-	-
3	Vehicle (Taxi) Hiring Expenses	-	-	-	-
	Total	-	1,62,443	1,62,443	1,48,498

SCHEDULE 19 - REPAIR & MAINTENANCE

	Particulars	Plan	Non Plan	2021-22	2020-21
a)	Buildings	-	1,45,33,408	1,45,33,408	39,01,132
b)	Furniture & Fixtures	-	2,28,197	2,28,197	68,016
c)	Plant & Machinery	-	1,380	1,380	3,10,399
d)	Office Equipment	-	7,98,227	7,98,227	7,08,534
e)	Water service system	-	1,24,197	1,24,197	1,71,115
f)	Laboratory & Scientific Equipment	-	15,22,780	15,22,780	12,93,880
g)	Audio Visual Equipment	-	2,83,496	2,83,496	21,918
h)	Cleaning Material & Services	-	-	-	21,263
i)	Outsourcing Expenses on Sanitation	-	23,45,943	23,45,943	57,10,532
j)	AMC Charges- Lifts	-	1,37,688	1,37,688	
k)	AMC Charges for Genset	-	-	-	
l)	Maintenance of Guest House	-	-	-	
m)	Computer and Peripherals maintenance	-	8,77,501	8,77,501	2,24,746
n)	Electrical Equipment	-	27,14,571	27,14,571	3,85,214
	Total	-	2,35,67,388	2,35,67,388	1,28,16,749



SCHEDULE 20 - FINANCE COSTS

	Particulars	Plan	Non Plan	2021-22	2020-21
a)	Bank Charges	-	2,047	2,047	404
b)	Others (Specify)			-	-
	Total	-	2,047	2,047	404

Note: If the amount is not material, the head Bank charges could be omitted and these could be accounted as Administrative expenses in Schedule 17.

SCHEDULE 21 - OTHER EXPENSES

	Particulars	Plan	Non Plan	2021-22	2020-21
a)	Provision for Bad and Doubtful Debts/Advances			-	-
b)	Irrecoverable Balances Written-off			-	-
c)	Grants/Subsidies to other institutions/organizations			-	-
d)	Others (specify)			-	-
	Loss on sale of Capital Asset			-	-
	Other Misc. expenses			-	-
	Depreciation			-	-
	Exp.from Registration fees collection from Seminars etc.			-	-
	Exp.from Contributions collection for Seminars etc.			-	-
	Total	-	-	-	-

Note : Other Expenses shall be classified as Writes-off, Provisions, Miscellaneous Expenses, Loss on Sale of Investments, Loss on Fixed Assets and Loss on sale of Fixed Assets etc. disclosed accordingly

SCHEDULE 22 : PRIOR PERIOD EXPENSES

	Particulars	Plan	Non Plan	2021-22	2020-21
1	Establishment Expenses			-	-
2	Academic Expenses			-	-
3	Administrative Expenses			-	-
4	Transportation Expenses			-	-
5	Repair & Maintenance			-	-
6	Other Expenses			-	-
	Total	-	-	-	-



SCHEDULE 9 - ACADEMIC RECEIPTS

S.No	FEES FROM STUDENTS	Plan	Non Plan	Corpus Fund	General Fund	Endowment	Designated Fund	Scholarship	Self Finance	Engineering	2021-22	2020-21
A	Academic:											
	Admission ,Registration, Authentication fee	-	12,03,525						18,55,566	1,05,450	31,64,541	12,46,825
	Annum Fee		17,82,740								17,82,740	-
	Audio Visual Fee									2,76,150	2,76,150	
	Convocation Fee	-							5,54,570		5,54,570	4,82,250
	Developmental Fees	-					1,00,83,450			71,48,050	1,72,31,500	55,95,297
	Fine & Breakages	-	12,890				97,253		2,65,695	2,46,935	6,22,773	4,50,056
	Consultancy Income						57,470				57,470	
	ID Card									26,700	26,700	
	Laboratory fee		1,27,53,530				23,91,244			67,36,732	2,18,81,506	90,01,890
	Library fee	-	1,77,445				4,51,900			10,55,350	16,84,695	11,12,737
	One Time Fee		8,14,265								8,14,265	-
	Processing charges	-	50,800								50,800	4,81,683
	Registration fees	-	17,000				20,000				37,000	44,874
	Sale of Application/ prospectus	-	13,28,486						2,86,186	87,950	17,02,622	33,04,790
	Sports fee									87,350	87,350	
	Tuition Fees	-	79,86,350						58,77,452	2,82,45,016	4,21,08,818	10,91,92,508
	Tuition fees reimbursed by TN Govt.	-									-	57,75,400
	Total (A)	-	2,61,27,031	-	-	-	1,31,01,317		88,39,469	4,40,15,683	9,20,83,500	13,66,88,310
B	Examinations:											
	Examination Fees	-	2,09,38,149						1,40,34,920		3,49,73,069	1,94,20,521
	Total (B)	-	2,09,38,149	-	-	-	-		1,40,34,920	-	3,49,73,069	1,94,20,521
C	Other Fees:											
	Special Course Fee		87,79,920				2,26,72,605		3,19,30,851	6,83,730	6,40,67,106	4,04,99,377
	Total (C)	-	87,79,920	-	-	-	2,26,72,605		3,19,30,851	6,83,730	6,40,67,106	4,04,99,377
D	Sale of Publications:											
	Total (D)	-	-	-	-	-	-		-	-	-	-
E	Other Academic Receipts (E)											
	Other Academic Receipts	-		-	-	-	2,70,98,266		6,07,98,342	9,57,429	8,88,54,037	68,45,494
	Total (E)	-	-	-	-	-	2,70,98,266	-	6,07,98,342	9,57,429	8,88,54,037	68,45,494
	Grand Total	-	5,58,45,100	-	-	-	6,28,72,188	-	11,56,03,582	4,56,56,842	27,99,77,712	20,34,53,702

SCHEDULE 11 - INCOME FROM INVESTMENTS

S.No	Particulars	Plan	Non Plan	Corpus Fund	General Fund	Endowment	Designated Fund	Scholarship	Self Finance	Engineering	2021-22	2020-21
1	Interest on Term Deposits	-	-	8,47,844	1,19,407	26,98,490	14,58,566		49,90,313	1,86,24,955	2,87,39,575	2,72,07,762
2	Others (Specify)	-	-									
	Total	-	-	8,47,844	1,19,407	26,98,490	14,58,566	-	49,90,313	1,86,24,955	2,87,39,575	2,72,07,762



SCHEDULE 12 - INTEREST EARNED


S.No	Particulars	Plan	Non Plan	Corpus Fund	General Fund	Endowment	Designated Fund	Scholarship	Self Finance	Engineering	2021-22	2020-21
1	on Savings Bank Accounts with Sche.Banks	72,892	13,76,482	1,45,559	1,75,130		13,72,493	33,262	10,33,729	64,03,875	1,06,13,422	44,99,638
	Total	72,892	13,76,482	1,45,559	1,75,130	-	13,72,493	33,262	10,33,729	64,03,875	1,06,13,422	44,99,638

SCHEDULE 13 - OTHER INCOME

S.No	Particulars	Plan	Non Plan	Corpus Fund	General Fund	Endowment	Designated Fund	Scholarship	Self Finance	Engineering	2021-22	2020-21
	Cost of Tender		1,500								1,500	
	Electricity & Water Charges Recovered		5,55,618								5,55,618	3,45,042
	Gratuity Amount received									19,68,500	19,68,500	50,14,461
	Income from Holding Events:										-	-
	Income -audit recovery interest on Trust contribution		5,56,294								5,56,294	-
	Institutional charges						19,82,440			18,450	20,00,890	9,17,728
	Miscellaneous Income	16,103	38,86,052	5,51,031		14,06,001	2,92,139	44,700	5,07,601	46,146	67,49,773	72,82,924
	Profit on sale of fixed assets		3,85,200								3,85,200	
	Sale of scrap		3,61,697							42,838	4,04,535	-
	Interest on IT Refund									3,69,396	3,69,396	
	Sale of Institute Publications										-	3,000
	Sale of old Papers		2,133								2,133	20,744
	Service Charges						2,64,617				2,64,617	4,24,945
	TN Maintenance Grant		85,20,000								85,20,000	85,20,000
	Trust Contribution		10,00,000								10,00,000	10,00,000
	Vehicle Hire charges received										-	3,30,451
	Water charges collected		11,556								11,556	-
	Xerox receipts		25,764								25,764	9,361
	Total	16,103	1,53,05,814	5,51,031	-	14,06,001	25,39,196	44,700	5,07,601	24,45,330	2,28,15,776	2,38,68,656

SCHEDULE 14 - PRIOR PERIOD INCOME

S.No	Particulars	Plan	Non Plan	Corpus Fund	General Fund	Endowment	Designated Fund	Scholarship	Self Finance	Engineering	2021-22	2020-21
	Total	-	-	-	-	-	-	-	-	-	-	-



SCHEDULE 15 - STAFF PAYMENTS & BENEFITS (ESTABLISHMENT EXPENSES)

S.No	Particulars	Plan	Non Plan	Corpus Fund	General Fund	Endowment	Designated Fund	Scholarship	Self Finance	Engineering	2021-22	2020-21
	Salaries and Wages:											
	Salaries -Teaching staff	-	39,82,11,819				93,50,517		1,96,57,356	2,91,24,148	45,63,43,840	45,51,50,586
	Salaries - Non Teaching	-	7,25,24,787				1,53,06,774		46,26,927	81,42,482	10,06,00,970	8,44,20,946
	Pension	-	15,59,32,825								15,59,32,825	14,85,29,584
	Contribution to New Pension Scheme-NPS	-	2,11,53,377								2,11,53,377	1,84,59,185
	Contribution to Other Fund (specify)(EPF, ESI)	-	5,75,495				15,06,711		12,55,158	18,72,027	52,09,391	44,69,041
	Gratuity	-	2,36,53,067				8,74,213		6,92,546	23,41,138	2,75,60,964	2,43,18,147
	LTC EL Encashment										-	55,87,101
	LTC Expenses										-	56,58,000
	Bonus										-	4,39,582
	Children Education Allowance		1,54,000								1,54,000	50,57,000
	Commutation		4,03,69,499								4,03,69,499	94,08,813
	EL Encashment		2,21,17,186								2,21,17,186	1,35,78,699
	Other Allowances										-	1,33,705
	Total	-	73,46,92,055	-	-	-	2,70,38,215	-	2,62,31,987	4,14,79,795	82,94,42,052	77,52,10,389

SCHEDULE 16 - ACADEMIC EXPENSES

	Particulars	Plan	Non Plan	Corpus Fund	General Fund	Endowment	Designated Fund	Scholarship	Self Finance	Engineering	2021-22	2020-21
a)	Admission Expenses										-	7,74,600
b)	Binding of Library (Books and Journals)		36,450								36,450	57,100
c)	Convocation Expenses								2,13,380		2,13,380	1,03,577
d)	Course fee Expenses						2,37,746				2,37,746	1,47,809
e)	Examination Exps/ Remuneration to Exams.		76,14,113						16,29,895		92,44,008	61,29,020
f)	Expenses on Seminar/ Workshops		8,70,356						14,20,697	3,24,395	26,15,448	1,91,634
g)	Field work/Participation in Conferences										-	-
h)	Guest & Hospitality										-	36,000
i)	Laboratory Expenses		14,99,924				99,417		3,96,108	1,81,268	21,76,717	2,29,334
	Other Academic expenses		1,40,000			33,15,116	23,39,568		4,19,123	1,62,065	63,75,872	53,42,245
	Sports materials		2,76,611								2,76,611	-
	Periodicals and Journals Expenses		29,07,806						28,184		29,35,990	29,68,185
	Project Expenses										-	1,42,06,835
	Publications										-	-
	Special fee expenses										-	2,14,630
	Student safety Insurance and welfare		4,69,400						2,49,200	57,600	7,76,200	-
	TA/DA for Experts		6,31,618				2,72,914				9,04,532	5,13,590
	ID card expenses								1,37,064	12,107	1,49,171	-
	Total	-	1,44,46,278	-	-	33,15,116	29,49,645	-	44,93,651	7,37,435	2,59,42,125	3,09,14,559



SCHEDULE 17 - ADMINISTRATIVE AND GENERAL EXPENSES

	Particulars	Plan	Non Plan	Corpus Fund	General Fund	Endowment	Designated Fund	Scholarship	Self Finance	Engineering	2021-22	2020-21
A	Infrastructure											
	Electricity and Power		49,32,274							19,58,430	68,90,704	61,39,194
	Rent, Rates and Taxes (including property tax)								1,20,000		1,20,000	21,461
B	Communication											
	Postage		12,572						14,092	6,20,557	6,47,221	6,64,531
	Telephone, Fax and Internet Charges		8,16,916						1,32,928		9,49,844	4,32,103
C	Others											
	Advertisement and Publicity		17,69,441						1,34,500	7,77,386	26,81,327	13,87,793
	Architech Fee											7,00,000
	Auditors Remuneration		3,02,500								3,02,500	3,77,600
	Ceremonies and Functions		4,39,188						4,44,855		8,84,043	42,339
	Consultancy expenses								85,000	5,87,000	6,72,000	
	Contingency		21,48,857		1,600					7,47,315	28,97,772	4,61,194
	Contribution to Non plan				37,53,105				3,45,469		40,98,574	9,57,053
	Crockerias											47,954
	Expenses on Chancellor office		12,00,000								12,00,000	3,70,968
	HEPSON Project expenses											11,500
	Hospitality		84,296						76,713		1,61,009	30,555
	ID card expenses		4,23,949								4,23,949	
	Legal Fee		61,800						1,53,100	1,50,000	3,64,900	1,73,000
	MBA Accreditation									4,13,000	4,13,000	
	LF Audit Remuneration		10,18,026								10,18,026	-
	Meetings of Authorities								55,619		55,619	53,959
	Membership Subscription/ Contribution		76,700						5,000	1,84,080	2,65,780	2,06,200
	Miscellaneous Expenses		963				24,94,637		14,130	27,12,733	52,22,463	2,49,082
	NAAC Expenses		14,18,322						6,85,306	16,74,654	37,78,282	
	NCTE - Expenses		62,708								62,708	41,029
	NPS Employees Gratuity Expenses		14,59,744								14,59,744	
	Patent expenses		5,96,000				1,77,520		2,00,000		9,73,520	
	Printing and Stationery (consumption)		11,25,641				2,277		5,11,753	1,14,240	17,53,911	8,62,727
	Professional Charges		82,800				2,63,500				3,46,300	6,52,000
	Training to staff Expenses		6,962								6,962	75,691
	Travelling and Conveyance Expenses		7,54,599					1,126	2,98,574	86,486	11,40,785	2,98,272
	Video coverage expenses		57,000								57,000	
	Publication expenses								1,80,022		1,80,022	
	Water charges		10,160						1,400	4,888	16,448	13,865
	TOTAL	-	1,88,61,418	-	37,54,705	-	29,37,934	1,126	34,58,461	1,00,30,769	3,90,44,413	1,42,70,070



SCHEDULE 18 - TRANSPORTATION EXPENSES

S.No	Particulars	Plan	Non Plan	Corpus Fund	General Fund	Endowment	Designated Fund	Scholarship	Self Finance	Engineering	2021-22	2020-21
1	Vehicles (owned by Institution)											
	a) Running Expenses		19,500								19,500	15,500
	b) Repairs & Maintenance of Vehicles		1,42,943						57,306		2,00,249	1,54,436
	c) Insurance for Vehicles										-	25,766
2	Vehicles taken on Rent/Lease											
	a) Rent/Lease Expenses								850	16,566	17,416	-
3	Vehicle (Taxi) Hiring Expenses										-	-
	Total	-	1,62,443	-	-	-	-	-	58,156	16,566	2,37,165	1,95,702

SCHEDULE 19 - REPAIR & MAINTENANCE

S.No	Particulars	Plan	Non Plan	Corpus Fund	General Fund	Endowment	Designated Fund	Scholarship	Self Finance	Engineering	2021-22	2020-21
a)	Buildings		1,45,33,408		37,57,238		56,66,516		11,48,576	1,35,16,981	3,86,22,719	59,52,452
b)	Furniture & Pictures		2,28,197						16,981	1,10,325	3,55,503	70,716
c)	Plant & Machinery		1,380								1,380	3,23,116
d)	Office Equipment		7,98,227						13,579	1,24,321	9,36,127	8,07,036
e)	Water service system		1,24,197								1,24,197	1,71,115
f)	Laboratory & Scientific Equipment		15,22,780								15,22,780	12,93,880
g)	Audio Visual Equipment		2,83,496								2,83,496	21,918
h)	Cleaning Material & Services										-	21,263
i)	Outsourcing Expenses on Sanitation		23,45,943						7,31,513	30,51,157	61,28,613	92,49,493
j)	AMC Charges- Lifts		1,37,688								1,37,688	2,67,676
k)	AMC Charges for Genset								27,376		27,376	1,20,245
l)	Maintenance of Guest House										-	-
m)	Computer and Peripherals maintenance		8,77,501						44,94,204	90,835	54,62,540	3,04,406
n)	Electrical Equipment		27,14,571				4,700		8,58,668	11,62,045	47,39,984	3,85,214
	Total	-	2,35,67,388	-	37,57,238	-	56,71,216	-	72,90,897	1,80,55,664	5,83,42,403	1,89,88,530



SCHEDULE 20 - FINANCE COSTS

S.No	Particulars	Plan	Non Plan	Corpus Fund	General Fund	Endowment	Designated Fund	Scholarship	Self Finance	Engineering	2021-22	2020-21
a)	Bank Charges		2,047						854	78	2,979	1,431
b)	Others (Specify)										-	-
	Total	-	2,047	-	-	-	-	-	854	78	2,979	1,431

SCHEDULE 21 - OTHER EXPENSES

	Particulars	Plan	Non Plan	Corpus Fund	General Fund	Endowment	Designated Fund	Scholarship	Self Finance	Engineering	2021-22	2020-21
a)	Provision for Bad and Doubtful Debts/Advances										-	-
b)	Irrecoverable Balances Written-off										-	-
c)	Grants/Subsidies to other institutions/organizations										-	-
d)	Others (specify)										-	-
	Loss on sale of Capital Asset										-	-
	Other Misc. expenses						12,707		2,91,063	1,02,353	4,06,123	4,24,168
	Exp.from Registration fees collection from Seminars etc.										-	-
	Exp.from Contributions collection for Seminars etc.										-	-
	Total			-	-	-	12,707	-	2,91,063	1,02,353	4,06,123	4,24,168

SCHEDULE 22 : PRIOR PERIOD EXPENSES

S.No	Particulars	Plan	Non Plan	Corpus Fund	General Fund	Endowment	Designated Fund	Scholarship	Self Finance	Engineering	2021-22	2020-21
	Total	-	-	-	-	-	-	-	-	-	-	-



Designated Fund							
SCHEDULE 9 -ACADEMIC RECEIPTS-DESIGNATED FUND							
FEES FROM STUDENTS	HBA	Research & Consultancy	Gen. Exam Fund	Deposits & Advances	Online a/c	2021-22	2020-21
Academic:							
Authendication fee						-	-
Bonafide Certificate						-	-
Campus Development Fee				1,00,83,450		1,00,83,450	-
Conduct Certificate						-	-
Consultancy Income		57,470				57,470	58,600
Convocation Fee						-	-
Duplicate Certificate						-	-
Exam Fees Receivable						-	-
Mark Sheets						-	-
Migration Certificate						-	-
Laboratory Fee		20,61,194		3,30,050		23,91,244	9,99,579
Library Fee				4,51,900		4,51,900	-
Supplementary Exam Fee						-	-
Synopsis Submission						-	-
Thesis Fees						-	-
Transcript fee						-	-
Fine & Breakages				97,253		97,253	4,37,683
Processing charges						-	-
Registration fees				20,000		20,000	-
Misc. Academic Receipts		7,050		69,056		76,106	38,195
Sale of Application/ prospectus						-	-
Tuition Fees						-	-
Total (A)	-	21,25,714	-	1,10,51,709	-	1,31,77,423	15,34,057
Examinations:						-	0
Examination Fees						-	0
Total (B)	-	-	-	-	-	-	-
Other Fees:						-	0
Special Course Fee				2,26,72,605		2,26,72,605	3,49,23,598
Total (C)	-	-	-	2,26,72,605	-	2,26,72,605	3,49,23,598
Sale of Publications:						-	
Total (D)	-	-	-	-	-	-	
Other Academic Receipts (E)						-	
Other Academic Receipts				2,70,22,160		2,70,22,160	255804
Total (E)	-	-	-	2,70,22,160	-	2,70,22,160	2,55,804
Grand Total	-	21,25,714	-	6,07,46,474	-	6,28,72,188	3,67,13,459



SCHEDULE 11 -INCOME FROM INVESTMENTS-DESIGNATED FUND

Particulars	HBA	Research & Consultancy	Gen. Exam Fund	Deposits & Advances	Online a/c	2021-22	2020-21
Interest						-	
a. On Government Securities						-	
b. Other Bonds /Debentures						-	
Interest on Term Deposits	28,925	8,17,466		6,12,175		14,58,566	19,26,519
Income Accrued but not due on Term Deposits						-	
Interest on Savings Bank Accounts						-	
Others (Specify)						-	
Total	28,925	8,17,466	-	6,12,175	-	14,58,566	19,26,519

SCHEDULE 12 - INTEREST EARNED-DESIGNATED

Particulars	HBA	Research &	Gen. Exam	Deposits &	Online a/c	2021-22	2020-21
on Savings Bank Accounts with Sche.Banks	33,760	98,185		4,46,283	7,94,265	13,72,493	5,38,819
On Loans						-	
a. Employees / Staff						-	
b. Others						-	
On Debtors and Other Receivables						-	
Total	33,760	98,185	-	4,46,283	7,94,265	13,72,493	5,38,819



SCHEDULE 13 -OTHER INCOME-DESIGNATED

Particulars	HBA	Research &	Gen. Exam	Deposits &	Online a/c	2021-22	2020-21
a. Income from Land and Buildings						-	
Rent From Guest House						-	
Sale of Old Papers & Waste						-	
Rent From Other Premises						-	
Vehicle Shed Rent Recovered						-	
Sale of Institute Publications						-	
Sale of tender forms						-	
Income from Holding Events:						-	
1. Gross Receipts from Annual Function/ Sports Carnival						-	
Less Direct Expenditure incurred on the Event						-	
2. Gross Receipts from Fees						-	
Less Direct Expenditure incurred on the Fetes						-	
3. Gross Receipts for Educational Tours						-	
Less Direct Expenditure incurred on Tours						-	
Others-						-	
Institutional charges		19,82,440				19,82,440	6,53,765
Grant from Tamilnadu Government						-	-
Trust Contribution						-	-
Service Charges					2,64,617	2,64,617	4,24,945
Xerox receipts						-	-
Electricity & Water Charges Recovered						-	-
Miscellaneous Income				2,92,139		2,92,139	24,928
Total	-	19,82,440	-	2,92,139	2,64,617	25,39,196	11,03,638



SCHEDULE 14 - PRIOR PERIOD INCOME-DESIGNATED FUND							
Particulars	HBA	Research &	Gen. Exam	Deposits &	Online a/c	2021-22	2020-21
Academic Receipts						-	
Income from Investments						-	
Prior Period Income - Grant						-	
Total	-	-	-	-	-	-	
SCHEDULE 15 - STAFF PAYMENTS & BENEFITS (ESTABLISHMENT EXPENSES)-DESIGNATED FUND							
These shall be classified separately for Teaching and Non-Teaching Staff; Adhoc							
Particulars	HBA	Research &	Gen. Exam	Deposits &	Online a/c	2021-22	2020-21
Salaries and Wages:						-	
Salaries -Teaching staff				93,50,517		93,50,517	59,05,081
Salaries - Non Teaching		5,41,263		1,47,65,511		1,53,06,774	1,52,58,697
Pension Teaching						-	-
Pension -Non Teaching						-	-
Contribution to New Pension Scheme-NPS						-	-
Contribution to Other Fund (specify)(EPF, ESI)				15,06,711		15,06,711	17,33,234
Pre-2006 Pension arrears						-	-
Salary Instrumentation Maintenance Facility						-	-
Salary- Career & Counselling cell						-	-
Salary - Centre for Women studies						-	-
Salary- CSSE&IP						-	-
Staff Welfare Expenses						-	-
LTC EL Encashment						-	-
LTC Expenses						-	-
Bonus						-	-
Medical Facility						-	-
Children Education Allowance						-	-
Retirement and Terminal Benefits:						-	-
Commutation-Teaching						-	-
Commutation - Non teaching						-	-
Gratuity- Teaching				8,74,213		8,74,213	-
Gratuity- Non teaching						-	22,853
EL Encashment - Teaching						-	-
EL Encashment-Non teaching						-	-
Other Allowances						-	1,33,705
Total	-	5,41,263	-	2,64,96,952	-	2,70,38,215	2,30,53,570



SCHEDULE 16 - ACADEMIC EXPENSES-DESIGNATED FUND							
Particulars	HBA	Research &	Gen. Exam	Deposits &	Online a/c	2021-22	2020-21
Laboratory Expenses		99,417				99,417	79772
Field work/Participation in Conferences						-	0
Expenses on Seminar/Workshops						-	0
Examination Exps/ Remuneration to Exams.						-	0
Student Welfare Expenses						-	0
Admission Expenses						-	674600
Publications						-	0
Periodicals and Journals Expenses						-	0
Others (specify)						-	0
Course fee Expenses				2,37,746		2,37,746	0
Aviunty Run for women empowerment-2014						-	0
BPED Leadership Camp						-	0
Guest & Hospitality						-	36000
Convocation Expenses						-	0
Phd.Foreign Examination						-	0
Sitting fee Honorarium						-	0
E-Campus Software				77,250		77,250	0
Conveyance						-	0
Research & Extension Activities						-	0
Consultancy expenses		51,219				51,219	0
Special fee expenses						-	0
Guest Lecture						-	0
Professional Charges						-	475000
TA/DA for Experts				2,72,914		2,72,914	0
Tournament expenses						-	0
Binding of Library (Books and Journals)						-	0
NCTE Expenses						-	0
Other Academic expenses		13,019		21,98,080		22,11,099	88242
Total	-	1,63,655	-	27,85,990	-	29,49,645	13,53,614



SCHEDULE 17 - ADMINISTRATIVE AND GENERAL EXPENSES-DESIGNATED FUND							
Particulars	HBA	Research & Consultancy	Gen. Exam Fund	Deposits & Advances	Online a/c	2021-22	2020-21
						-	0
Electricity and Power						-	0
Rent, Rates and Taxes (including property tax)						-	0
						-	0
Postage						-	0
Telephone, Fax and Internet Charges						-	0
Internet Connectivity						-	0
						-	0
Printing and Stationery (consumption)		2,277				2,277	100
Travelling and Conveyance Expenses						-	0
Training to staff Expenses						-	0
Contingency						-	0
Hospitality						-	0
Auditors Remuneration						-	0
Professional Charges		2,63,500				2,63,500	0
Guest House expenses				2,32,304		2,32,304	93154
Advertisement and Publicity						-	0
Convocation Expenses						-	0
Others (specify)-Loss on sale of fixed assets						-	0
Meetings of Authorities						-	0
Ceremonies and Functions						-	0
Crockeries						-	0
Contribution						-	0
Expenses on Chancellor office						-	0
Legal Fee						-	0
Architech Fee						-	0
Maintenance of Guest House						-	0
Membership Subscription/ Contribution						-	0
Miscellaneous Expenses				22,62,333		22,62,333	0
Contract Salary on Security						-	0
Contribution to Corpus fund						-	
Contribution to Gen.Fund						-	0
NCTE - Expenses						-	0
Patent application fee		1,77,520				1,77,520	0
Water charges						-	0
TOTAL	-	4,43,297	-	24,94,637	-	29,37,934	93,254



SCHEDULE 18 - TRANSPORTATION EXPENSES- DESIGNATED FUND							
Particulars	HBA	Research &	Gen. Exam	Deposits &	Online a/c	2021-22	2020-21
Vehicles (owned by Institution)						-	
a) Running Expenses						-	
b) Repairs & Maintenance of Vehicles						-	
c) Insurance for Vehicles						-	
Vehicles taken on Rent/Lease						-	
a) Rent/Lease Expenses						-	
Vehicle (Taxi) Hiring Expenses						-	
Total	-	-	-	-	-	-	
SCHEDULE 19 - REPAIR & MAINTENANCE -DESIGNATED FUND							
Particulars	HBA	Research &	Gen. Exam	Deposits &	Online a/c	2021-22	2020-21
Buildings				56,66,516		56,66,516	
Furniture & Fixtures						-	
Plant & Machinery						-	
Office Equipment						-	
Water service system						-	
Laboratory & Scientific Equipment						-	
Audio Visual Equipment						-	
Cleaning Material & Services						-	
Book Binding Charges						-	
Outsourcing Expenses on Sanitation						-	
AMC Charges- Others						-	
Genset Running expenses						-	
AMC Charges for Genset						-	
Maintenance of Guest House						-	
Maintenance -Computer maintenance						-	
Maintenance -Campus Maintenance						-	
Maintenance -miscellaneous						-	
Electrical Equipment				4,700		4,700	
Total	-	-	-	56,71,216	-	56,71,216	



SCHEDULE 20 - FINANCE COSTS -DESIGNATED FUND							
Particulars	HBA	Research &	Gen. Exam	Deposits &	Online a/c	2021-22	2020-21
Bank Charges						-	
Others (Specify)						-	
Total	-	-	-	-	-	-	
If the amount is not material, the head Bank charges could be omitted and these could be accounted as Administrative expenses in Schedule 17.							
SCHEDULE 21 - OTHER EXPENSES -DESIGNATED FUND							
Particulars	HBA	Research &	Gen. Exam	Deposits &	Online a/c	2021-22	2020-21
Provision for Bad and Doubtful Debts/Advances						-	
Irrecoverable Balances Written-off						-	
Grants/Subsidies to other institutions/organizations						-	
Others (specify)		12,707				12,707	
Loss on sale of Capital Asset						-	
Other Misc. expenses						-	3,44,093
Depreciation			-			-	
Exp.from Registration fees collection from Seminars etc.						-	
Exp.from Contributions collection for Seminars etc.						-	
Total	-	12,707	-	-	-	12,707	3,44,093
Note: Other Expenses shall be classified as Writes-off,							
SCHEDULE 22 : PRIOR PERIOD EXPENSES							
Particulars	HBA	Research &	Gen. Exam	Deposits &	Online a/c	2021-22	2020-21
Establishment Expenses						-	
Academic Expenses						-	
Administrative Expenses						-	
Transportation Expenses						-	
Repair & Maintenance						-	
Other Expenses						-	
Total	-	-	-	-	-	-	



Balance sheet-Designated Fund FY 2021-22							
	HBA	Research & Consultancy	Examination General Fund	Deposits & Advances	Online a/c	2021-22	2020-21
Liabilities							
Capital account	17,01,682	1,65,76,932	5,42,59,335	5,28,37,951		12,53,75,900	12,55,60,309
Deposits from students				1,45,34,143		1,45,34,143	1,25,91,814
Deposits -Others							
EMD						-	
Inter Fund Payable		38,62,883	1,35,69,968	2,82,60,521	10,58,882	4,67,52,254	1,01,43,291
Net Salary Payables		21,897	1,57,640	22,22,099		24,01,636	18,38,768
Outstanding expenses			2,30,880	3,00,000		5,30,880	5,260
Security Deposit			5,399	25,77,543		25,82,942	36,19,497
Statutory Liabilities		5,922	41,271	2,45,774		2,92,967	85,561
Sundry creditors			5,01,706	57,013		5,58,719	2,67,352
Total	17,01,682	2,04,67,634	6,87,66,199	10,10,35,044	10,58,882	19,30,29,441	15,41,11,852
Assets						-	
Bank account	11,87,659	30,06,298	6,62,71,555	8,62,60,905	10,58,882	15,77,85,299	11,07,19,584
Deposits			2,000			2,000	-
Fixed assets			-			-	2,47,095
Inter Unit Fund Receivable		2,28,000	21,30,000	48,30,307		71,88,307	79,36,751
Interst accrued	69,023	23,24,705		1,98,494		25,92,222	18,73,619
Investments	4,45,000	1,48,50,067	-	90,00,000		2,42,95,067	3,15,68,536
Loans Advances		51,500	10,172	4,42,154		5,03,826	2,57,059
TDS Receivable		7,064	3,52,472	3,03,184		6,62,720	15,09,208
Total	17,01,682	2,04,67,634	6,87,66,199	10,10,35,044	10,58,882	19,30,29,441	15,41,11,852



Income and Expenditure Account-Designated Fund-2021-22								
Sch.	Particulars	Fund wise Breakup					Total	
	INCOME	HBA	R & C	Exam-Gen Fund	Deposits & Advances	Online Account	2021-22	2020-21
9	Academic Receipts	-	21,25,714	-	6,07,46,474	-	6,28,72,188	3,67,13,459
10	Grants / Subsidies						-	
11	Income from Investments	28,925	8,17,466	-	6,12,175	-	14,58,566	19,26,519
12	Interest Earned	33,760	98,185	-	4,46,283	7,94,265	13,72,493	5,38,819
13	Other Income	-	19,82,440	-	2,92,139	2,64,617	25,39,196	11,03,638
14	Prior Period Income	-	-	-	-	-	-	0
	TOTAL (A)	62,685	50,23,805	-	6,20,97,071	10,58,882	6,82,42,443	4,02,82,435
Sch.	EXPENDITURE							
15	Staff Payments & Benefits (Establishment	-	5,41,263	-	2,64,96,952	-	2,70,38,215	2,30,53,570
16	Academic Expenses	-	1,63,655	-	27,85,990	-	29,49,645	13,53,614
17	Administrative and General Expenses	-	4,43,297	-	24,94,637	-	29,37,934	93,254
18	Transportation Expenses	-	-	-	-	-	-	0
19	Repairs & Maintenance	-	-	-	56,71,216	-	56,71,216	0
20	Finance Costs	-	-	-	-	-	-	0
4	Depreciation			2,47,095			2,47,095	3,33,300
21	Other Expenses	-	12,707	-	-	-	12,707	3,44,093
22	Prior Period Expenses	-	-	-	-	-	-	0
	TOTAL (B)	-	11,60,922	2,47,095	3,74,48,795	-	3,88,56,812	2,51,77,831
	Balance being excess of Income over Expenditure (A-B)	62,685	38,62,883	- 2,47,095	2,46,48,276	10,58,882	2,93,85,631	1,51,04,604
	Total (B)	62,685	50,23,805	-	6,20,97,071	10,58,882	6,82,42,443	4,02,82,435



Self Finance								
Balance sheet								
Particulars	Self Finance	SF-Exam	Conference, Seminar	ATNT	NAIP	PIHEAD	2021-22	2020-21
Liabilities								
Capital account	19,62,51,404	7,77,71,740	32,57,333	8,18,067	28,313	1,46,27,087	29,27,53,944	22,10,80,740
Deposits from students	77,71,984						77,71,984	80,80,669
EMD							-	8,35,024
Inter Fund Payable	4,56,82,714						4,56,82,714	10,74,30,988
Other Payables	41,920						41,920	1,68,750
Outstanding expenses	1,29,250	80,854					2,10,104	1,41,708
Security Deposit	8,63,380	1,883					8,65,263	-
Staff payment payable	26,65,673	84,668					27,50,341	19,52,310
Statutory Liabilities	1,60,062	18,507	2,775				1,81,344	85,385
Sundry creditors	45,426	3,32,397	98,000				4,75,823	925
Total	25,36,11,813	7,82,90,049	33,58,108	8,18,067	28,313	1,46,27,087	35,07,33,437	33,97,76,499
Assets								
Bank account	3,21,22,242	98,71,320	33,57,508	8,18,067	28,313	4,86,008	4,66,83,458	4,34,51,452
Deposits(telephone)	4,100						4,100	4,100
Fixed assets	18,57,70,552						18,57,70,552	19,09,88,733
Inter Unit Fund Receivable	15,81,092	3,21,434					19,02,526	11,99,697
Interest accrued	8,87,483	14,50,467				9,88,825	33,26,775	28,10,800
Investments	1,17,08,422	6,60,00,000				1,31,52,254	9,08,60,676	9,05,82,856
Loans and Advances	11,16,596		600				11,17,196	11,60,681
TCS on Purchases	14,703						14,703	-
TDS on Investment	4,60,713	6,46,828					11,07,541	12,72,580
Tuition fee Receivable from students	1,99,45,910						1,99,45,910	83,05,600
Total	25,36,11,813	7,82,90,049	33,58,108	8,18,067	28,313	1,46,27,087	35,07,33,437	33,97,76,499



Income & Expenditure -Self Finance Accounts			75					
Income	Self Finance	SF-Exam	Conference, Seminar	ATNT	NAIP	PIHEAD	2021-22	2020-21
Academic Receipts							-	-
Admission fee	4,08,850						4,08,850	-
Registration fee	96,200		13,50,516				14,46,716	44,874
Special Course fee	3,19,30,851						3,19,30,851	10,04,500
Tuition fee	47,69,813					11,07,639	58,77,452	5,82,15,542
Examination Fee	5,11,560	1,35,23,360					1,40,34,920	64,16,181
Convocation Income		5,54,570					5,54,570	4,23,650
Breakages	2,42,000						2,42,000	1,70,275
Fines & Penalties	15,315	8,380					23,695	1,47,442
Sale of applications	2,86,186						2,86,186	8,72,492
Other Academic receipts	6,04,81,822	3,16,520					6,07,98,342	7,10,971
Total Academic receipts	9,87,42,597	1,44,02,830	13,50,516	-	-	11,07,639	11,56,03,582	6,80,05,927
Interest on SB account	6,31,066	1,52,682	87,933	23,215	806	1,38,027	10,33,729	4,69,750
Interest on Investments	11,40,978	32,49,133				6,00,202	49,90,313	69,51,404
Other Income							-	-
Overhead charges received							-	2,63,963
Misc.Income	4,46,877	59,799	925				5,07,601	1,31,140
Total Other Income	4,46,877	59,799	925	-	-	-	5,07,601	3,95,103
Total Income	10,09,61,518	1,78,64,444	14,39,374	23,215	806	18,45,868	12,21,35,225	7,58,22,184
Expenditure	Self Finance	SF-Exam	Conference, Seminar	ATNT	NAIP	PIHEAD	2021-22	2020-21
Staff Payments and Benefits								
Salaries-Teaching	1,85,95,060	10,62,296					1,96,57,356	2,23,90,289
Salary-Non Teaching	46,26,927						46,26,927	
Gratuity	6,48,254	44,292					6,92,546	15,73,595
EPF & ESI	11,43,249	1,11,909					12,55,158	1,03,297
Total Staff Payments and Bene	2,50,13,490	12,18,497	-	-	-	-	2,62,31,987	2,40,67,181
Academic Expenses							-	-
Special Course fee							-	1,47,809
Students Insurance	2,49,200						2,49,200	
Conference, seminar & workshop	3,20,446		11,00,251				14,20,697	16,000
Periodical Journals	28,184						28,184	5,419
Convocation Expenses		2,13,380					2,13,380	1,03,577
ID Card expenses	1,37,064						1,37,064	
Lab Consumables	2,63,993	1,32,115					3,96,108	29,693
Examination Expenses		16,29,895					16,29,895	7,26,866
Other Academic Expenses	49,289	3,69,834					4,19,123	7,29,013
Total Academic Expenses	10,48,176	23,45,224	11,00,251	-	-	-	44,93,651	17,58,377



Administrative expenses							-	
Advertisement expenses	1,34,500						1,34,500	
Architech Fee							-	7,00,000
Ceremonies & functions	4,44,855						4,44,855	18,236
Communication	1,32,928						1,32,928	1,90,384
Consultancy charges	85,000						85,000	
Contribution	3,45,469						3,45,469	7,94,889
Hospitality expenses	61,997	14,716					76,713	27,443
Legal Fee	1,53,100						1,53,100	
Meeting of authorities	55,619						55,619	53,959
Membership fee	5,000						5,000	
NAAC Expenses	6,85,306						6,85,306	
Other Miscellaneous admn exps	14,130						14,130	
Patent Expenses	2,00,000						2,00,000	
Postage & Telegram Expenses	11,170	2,922					14,092	1,032
Printing & Stationery	1,25,516	3,78,748				7,489	5,11,753	2,22,277
Publications expenses	1,80,022						1,80,022	
Rent rates & taxes	1,20,000						1,20,000	
TA/DA Expenses	2,98,574						2,98,574	9,465
Water Charges	1,400						1,400	
Total Administrative expenses	30,54,586	3,96,386	-	-	-	7,489	34,58,461	20,17,685



Finance Cost	278	576					854	316
Repair and Maintenance							-	-
AMC Charges	27,376						27,376	11,800
Outsourcing Expenses - Sanitization	7,31,513						7,31,513	6,47,428
R&M Building	11,48,576						11,48,576	2,14,678
R&M Electrical Equipment	8,58,668						8,58,668	
R&M Computer peripherals	44,55,920	38,284					44,94,204	38,360
R&M Furniture	16,981						16,981	2,700
R&M Office Equipment	13,579						13,579	12,717
Total Repair and Maintenance	72,52,613	38,284	-	-	-	-	72,90,897	9,27,683
Transportation Expenses							-	
a) Running Expenses							-	
b) Repairs & Maintenance of Vehicles	57,306						57,306	
c) Rent/Lease Expenses	850						850	
Total Transportation Expenses	58,156	-	-	-	-	-	58,156	-
Other Expenses							-	-
Misc. Expenses	2,91,063						2,91,063	80,075
Total Other Expenses	2,91,063						2,91,063	80,075
Depreciation	86,36,952						86,36,952	1,64,23,131
Total Expenditure	4,53,55,314	39,98,967	11,00,251	-	-	7,489	5,04,62,021	4,52,74,448
Excess of Income over Expr.	5,56,06,204	1,38,65,477	3,39,123	23,215	806	18,38,379	7,16,73,204	3,05,47,736



School of Engineering					
Balance Sheet					
Particular	Sch of. Engg	ADU Net Banking	SF Empl. Grat	2021-22	2020-21
Liabilities					
Capital account	67,81,05,041	12,08,708	6,00,85,062	73,93,98,811	75,90,29,377
Deposits from students	51,60,300	1,60,984		53,21,284	45,78,744
EMD				-	8,57,876
Inter Fund Payable				-	10,58,388
Other Payables	60,404			60,404	32,264
Outstanding expenses	37,210			37,210	2,16,476
Security Deposit	9,81,534			9,81,534	-
Staff payment payable	26,75,847			26,75,847	29,84,809
Statutory Liabilities	4,49,394	18,806		4,68,200	3,57,913
Sundry creditors	3,26,911			3,26,911	19,51,323
Total	68,77,96,641	13,88,498	6,00,85,062	74,92,70,201	77,10,67,170
Assets					
	Sch of. Engg	ADU Net Banking	SF Empl. Grat	Total	
Bank account	10,39,32,631	8,09,364	45,50,252	10,92,92,247	9,36,75,724
Deposits	72,45,777			72,45,777	72,45,777
Fixed assets	24,25,46,035			24,25,46,035	25,65,59,801
Inter Unit Fund Receivable	4,53,67,000	5,79,134		4,59,46,134	10,81,88,307
Interst accrued	87,59,919			87,59,919	52,76,866
Investments	27,25,10,569		2,50,00,000	29,75,10,569	28,15,63,664
Loans Advances	2,04,380			2,04,380	34,66,688
LIC Annuity Fund			3,05,34,810	3,05,34,810	
TDS on Investment	16,21,280			16,21,280	47,28,893
Tuition fee Receivable from students	56,09,050			56,09,050	1,03,61,450
Total	68,77,96,641	13,88,498	6,00,85,062	74,92,70,201	77,10,67,170



School of Engineering					
Income & Expenditure					
Particulars	Sch of. Engg	ADU Net Banking	SF Empl. Grat	2021-22	2020-21
Income					
Academic Receipts					
Admission fee	1,05,450			1,05,450	96,550
Audio Visual fee	2,76,150			2,76,150	
Breakage	28,300			28,300	31,750
Convocation Income				-	-
Development Charges fee	71,48,050			71,48,050	55,95,297
Examination Fee				-	-
Fine & Penalties	2,18,635			2,18,635	80,425
ID card	26,700			26,700	
Laboratory fee	67,36,732			67,36,732	
Library Fee	10,55,350			10,55,350	
Other Academic receipts	7,45,754			7,45,754	58,78,719
Sale of applications	87,950			87,950	1,06,610
Special Course fee	6,83,730			6,83,730	3,40,575
Sports fee	87,350			87,350	
Student Union fee	2,11,675			2,11,675	
Tuition fee	2,82,45,016			2,82,45,016	4,05,66,456
Total Academic receipts	4,56,56,842	-	-	4,56,56,842	5,26,96,382
Interest on SB account	15,94,782	52,803	47,56,290	64,03,875	9,83,063
Interest on Investments	1,64,82,455		21,42,500	1,86,24,955	1,59,14,813
Other Income					
Overhead charges received	18,450			18,450	-
Gratuity Amount received			19,68,500	19,68,500	50,14,461
Sale of scraps	42,838			42,838	
Interest on IT Refund	3,69,396			3,69,396	
Vehicle Hire charges received				-	3,30,451
Misc.Income	46,000	146		46,146	3,95,215
Total Other Income	4,76,684	146	19,68,500	24,45,330	57,40,127
Total Income	6,42,10,763	52,949	88,67,290	7,31,31,002	7,53,34,385



	Sch of. Engg	ADU Net Banking	SF Empl. Grat	2021-22	2020-21
Staff Payments and Benefits				0	
Salaries -Teaching	2,91,24,148			2,91,24,148	
Salaries -NonTeaching	81,42,482			81,42,482	3,94,44,330
Gratuity	6,22,755		17,18,383	23,41,138	27,81,926
EPF & ESI	18,72,027			18,72,027	22,05,310
Total Staff Payments and Benefits	3,97,61,412	-	17,18,383	4,14,79,795	4,44,31,566
Academic Expenses				-	-
ID cards	12,107			12,107	
Students Insurance expenses	57,600			57,600	
Special Course fee				-	2,14,630
Seminar, Conference & workshop	3,24,395			3,24,395	2,922
Periodical Journals				-	-
Convocation Expenses				-	-
Lab Consumables	1,81,268			1,81,268	-
Examination Expenses				-	-
Other Academic Expenses	1,62,065			1,62,065	8,89,606
Total Academic Expenses	7,37,435	-	-	7,37,435	11,07,158
Administrative expenses				-	-
advertisement charges	7,77,386			7,77,386	6,01,729
Audit fee				-	1,18,000
Consultancy expenses	5,87,000			5,87,000	4,60,000
Contingency expenses	7,47,315			7,47,315	
Contribution				-	1,62,164
Electricity charges	19,58,430			19,58,430	15,71,738
legal fee	1,50,000			1,50,000	
MBA Accreditation	4,13,000			4,13,000	
Membership fee	1,84,080			1,84,080	89,680
Printing & Stationary	1,14,240			1,14,240	1,24,758
Water charges	4,888			4,888	4,013
Misc. Expenses	20,21,812	1,036	6,89,885	27,12,733	2,17,334
NAAC expenses	16,74,654			16,74,654	
Postage & Telegram Expenses	6,20,557			6,20,557	6,31,329
TA/DA Expenses	86,486			86,486	20,585
Total Administrative expenses	93,39,848	1,036	6,89,885	1,00,30,769	40,01,330



Finance Cost	67	11		78	711
Repair and Maintenance				-	-
AMC Charges				-	2,55,876
Outsourcing Expenses - Sanitizing	30,51,157			30,51,157	28,91,533
R&M Building	1,35,16,981			1,35,16,981	14,75,802
R&M Computer peripherals	90,835			90,835	41,300
R&M - Electrical Equipments	11,62,045			11,62,045	1,20,245
R&M-Furniture	1,10,325			1,10,325	
R&M Office Equipment	1,24,321			1,24,321	98,502
Total Repair and Maintenance	1,80,55,664	-	-	1,80,55,664	48,83,258
Tranasportation expenses				-	-
Vehicle Maintenance	16,566			16,566	47,204
Other Expenses				-	-
Misc. Expenses		1,02,353		1,02,353	-
Total Other Expenses	-	1,02,353	-	1,02,353	-
Depreciation	2,23,38,908			2,23,38,908	1,16,83,912
Total Expenditure	9,02,49,900	1,03,400	24,08,268	9,27,61,568	6,61,55,139
Excess of Income over Expr.	(2,60,39,137)	(50,451)	64,59,022	(1,96,30,566)	91,79,246



FORM OF FINANCIAL STATEMENTS (CENTRAL HIGHER EDUCATIONAL INSTITUTIONS)
NAME OF ENTITY: AVINASHILINGAM INSTITUTE FOR HOME SCIENCE AND HIGHER EDUCATION FOR WOMEN, COIMBATORE
CONSOLIDATED RECEIPTS AND PAYMENTS ACCOUNT FOR THE YEAR 2021-22

RECEIPTS	Plan	Non-Plan	Projects	Scholarship	General Fund	Corpus fund	Endowment	Designated	Self Finance	Engineering	Total
I. Opening Balances											-
a) Cash Balances											-
b) Bank Balances											-
i. In Current Accounts											-
ii. In Deposit Accounts											-
iii. Savings Accounts	17,31,033	2,83,51,329	2,93,86,079	12,18,232	30,58,057	79,34,607	15,20,492	11,07,19,584	4,34,51,452	9,36,75,724	32,10,46,589
Bank Balance of Community Coll. transfer											-
II. Grants Received											-
				2,60,000							2,60,000
a) From Government of India											-
b) From State Government		42,60,000		6,125							42,66,125
c) From Other Sources (Details)											-
d) Grant from UGC		86,10,00,000									86,10,00,000
(Grants for Capital & Revenue exp. To be shown separately if available)											-
III. Academic Receipts		30,98,508						94,38,586	1,18,65,908	79,79,108	3,23,82,110
IV. Receipts against Earmarked / Endowment Funds-							16,21,101				16,21,101
V. Receipts against Sponsored Projects / Schemes			1,30,63,557								1,30,63,557
VI. Receipts against Sponsored Fellowships and scholarships							6,197				6,197
VII. Income on Investments from											-
a) Earmarked / Endowment Funds											-
b) Other Investments											-
VIII. Interest Received on											-
a) Bank Deposits							20,56,800	10,04,619	43,37,646	1,49,84,268	2,23,83,333
b) Loans and Advances		12,61,671									12,61,671
c) Savings Bank Accounts	72,893	13,76,482	9,81,010	33,262	1,75,130	1,45,559	35,342	15,27,881	10,33,729	16,98,290	70,79,578
d) Donation Received from Management		10,00,000									10,00,000
IX. Investments Encashed										29,98,55,614	29,98,55,614
X. Term Deposits with Scheduled Banks encashed								5,08,50,000	9,16,50,000		14,25,00,000
XI. Other Income (Including Prior Period Income)			77,225	44,700		5,51,031	2,09,393	65,19,229		36,19,819	1,10,21,397
XII. Deposits and Advances								1,36,21,599	5,22,745	2,79,467	1,44,23,811
XIII. Miscellaneous Receipts including statutory Receipts		29,52,069			86,000		15,450	53,355	8,70,403	1,28,18,363	1,67,95,640
XIV. Any Other Receipts (Inter Account Transfer, etc.)	22,53,935	32,96,42,886		37,000	77,29,888	23,38,460	36,337	53,30,49,879	10,07,58,022	21,38,41,182	1,18,96,87,589
TOTAL (Op. Bal + Receipts)	40,57,861	1,23,29,42,945	4,35,07,871	15,99,319	1,10,49,075	1,09,69,657	55,01,112	72,67,84,732	25,44,89,905	64,87,51,835	2,93,96,54,312



FORM OF FINANCIAL STATEMENTS (CENTRAL HIGHER EDUCATIONAL INSTITUTIONS)
NAME OF ENTITY: AVINASHILINGAM INSTITUTE FOR HOME SCIENCE AND HIGHER EDUCATION FOR WOMEN, COIMBATORE
CONSOLIDATED RECEIPTS AND PAYMENTS ACCOUNT FOR THE YEAR 2021-22

PAYMENTS	Plan	Non-Plan	Projects	Scholarship	General Fund	Corpus Fund	Endowment	Designated	Self Finance	Engineering	Total
I. EXPENSES											
a) Establishment Expenses	69,460	2,14,90,854						2,87,91,632	2,57,47,989	3,83,73,995	11,44,73,930
b) Academic Expenses		73,63,624	2,30,94,013		37,54,705			30,18,270	61,27,100	9,65,532	4,43,23,244
c) Administrative Expenses		37,65,571		1,126				11,99,985	22,09,466	33,30,652	1,05,06,800
d) Transportation Expenses		1,62,443									1,62,443
e) Repairs & Maintenance		32,94,140			6,61,100			1,18,084	5,36,234	14,52,140	60,61,698
f) Prior Period Expenses											-
							35,36,413				35,36,413
II. Payments against Earmarked / Endowment Funds / Non Plan a/c											
III. Payments against Sponsored Projects/ Schemes											
IV. Payments against Sponsored Fellowships / Scholarships				9,99,000							9,99,000
V. Investments and Deposits made						1,00,00,000		4,35,00,000	9,18,00,000		14,53,00,000
a) Out of Earmarked funds											
b) Out of Own funds (Investments- Others)											
VI. Term Deposits with Scheduled Banks										34,02,11,258	34,02,11,258
VII. Expenditure on Fixed Assets and Capital Works -in- Progress											
a) Fixed Assets		29,10,101			5,91,111				2,79,011	19,06,323	56,86,546
b) Capital Works-in-Progress											
VIII. Other Payments including Statutory Payments	13,700	69,64,26,470					85,190	28,96,244	8,63,378	1,68,20,696	71,71,05,678
IX. Refunds of Grants											
X. Deposits and Loans & Advances					6,00,000			72,000	51,29,338	24,63,699	82,65,037
XI. Other Payments	6,29,141	34,27,920	16,526		25,80,691		182	1,90,13,661	1,25,36,792	2,49,84,173	6,31,89,086
Inter Account Transfer		30,60,83,229			2,60,302		29,790	47,03,89,557	6,25,77,139	10,89,51,120	94,82,91,137
Total	7,12,301	1,04,49,24,352	2,31,10,539	10,00,126	84,47,909	1,00,00,000	36,51,575	56,89,99,433	20,78,06,447	53,94,59,588	2,40,81,12,270
XII. Closing Balances	33,45,560	18,80,18,593	2,03,97,332	5,99,193	26,01,166	9,69,657	18,49,537	15,77,85,299	4,66,83,458	10,92,92,247	53,15,42,042
Total Payments	40,57,861	1,23,29,42,945	4,35,07,871	15,99,319	1,10,49,075	1,09,69,657	55,01,112	72,67,84,732	25,44,89,905	64,87,51,835	2,93,96,54,312



AVINASHILINGAM INSTITUTE FOR HOME SCIENCE AND HIGHER EDUCATION FOR WOMEN

GENERAL PROVIDENT FUND ACCOUNT

BALANCE SHEET AS ON 31.03.2022

Liabilities	2021-22	2020-21	Assets	2021-22	2020-21
GPF Fund account:					
Opening Balance	18,14,78,284	17,49,78,278	Temporary Advance	1,13,71,461	1,01,76,800
Add Subscription	24,14,91,771	2,12,50,000	Bank Balance	14,65,21,316	10,43,25,381
Add Advance recovery		19,65,09,671	Interest Receivable-FY 2020-21- from TN Govt	1,45,74,673	6,69,76,103
Less withdrawal part final	(12,29,25,135)	(11,44,67,135)	Interest Receivable-FY 2021-22- from TN Govt	1,62,47,114	
Less GPF settlement	(12,06,26,660)	(9,67,92,530)			
Less Excess of Expenditure over income	92,96,304				
Total	18,87,14,564	18,14,78,284	Total	18,87,14,564	18,14,78,284

INCOME AND EXPENDITURE ACCOUNT


Expenditure	2021-22	2020-21	Income	2021-22	2020-21
Interest to Subscribers	99,95,106	96,46,500	Interest earned on Investments	1,92,56,011	1,71,08,347
Administrative expenses	500		Interest earned on SB account	35,899	68,285
Excess of income over expenditure	92,96,304	75,30,132	Excess of Expenditure over Income		
Total	1,92,91,910	1,71,76,632	Total	1,92,91,910	1,71,76,632

RECEIPTS AND PAYMENTS ACCOUNT

Receipts	Rs.	Rs.	Payments	Rs.	Rs.
	2021-22	2020-21		2021-22	2020-21
Opening Balance:			Temporary Advances/Withdrawal	64,68,911	89,75,000
Indian Bank-474664519	9,40,716	8,49,273	GPF settlements	3,22,92,130	2,38,87,876
SBI-10693414622	10,33,84,665	11,30,35,649	Administrative expenses	500	
Subscription / Advance recovered	2,02,37,000	10,48,800	Closing Bank balance:		
Loans and advances	52,74,250	2,21,86,250	Indian Bank-474664519	9,65,115	9,40,716
Interest on investments	5,54,10,327		SBI-10693414622	14,55,56,201	10,33,84,665
SB Interest earned	35,899	68,285			
Total	18,52,82,857	13,71,88,257	Total	18,52,82,857	13,71,88,257


 Finance Officer
 Avinashilingam Institute for Home Science
 and Higher Education for Women
 (University Estd. u/s 3 of UGC Act 1956)
 Coimbatore - 641 043


 Registrar
 Avinashilingam Institute for Home Science
 and Higher Education for Women
 (University Estd. u/s 3 of UGC Act 1956)
 Coimbatore - 641 043


 M. Alagiriswamy, B.Sc., F.C.A.,
 M.No. 20236
 M. Alagiriswamy & Co,
 Chartered Accountants
 No.16, 6th Street, Tatabad,
 Coimbatore - 641 012.

AVINASHILINGAM INSTITUTE FOR HOME SCIENCE AND HIGHER EDUCATION FOR WOMEN
NPS ACCOUNT No.474653483
BALANCE SHEET AS AT 31-03-2022

Amount in Rupees

Liabilities	2021-22	2020-21	Assets	2021-22	2020-21
Opening Balance	1,29,961	5,78,202	Investments		
Add Addition	3,57,34,451	3,16,08,079	Bank A/c. No474653483	1,24,099	1,35,875
Add Excess of Income over Exp.	(5,862)	(5,138)	Interest Receivable		
Less Payment made	(3,57,34,451)	(3,20,51,182)			
Service Charges payable to NSDL		5,914			
Total	1,24,099	1,35,875	Total	1,24,099	1,35,875


INCOME AND EXPENDITURE ACCOUNT

Expenditure	2021-22	2020-21	Income	2021-22	2020-21
Administrative expenses	15,555	27,258	Interest from SB account	9,693	22,120
Excess of Income over Expenditure			Interest on Investments		
			Excess of Expr. over Income	5,862	5,138
Total	15,555	27,258	Total	15,555	27,258

RECEIPT AND PAYMENTS ACCOUNT

RECEIPTS	2021-22	2020-21	PAYMENTS	2021-22	2020-21
Opening Balance	1,35,875	5,78,202	Payments -NPS Fund	3,57,34,451	3,20,51,182
NPS Fund income	3,57,34,451	3,16,08,079	Administrative expenses	15,555	21,344
Interest Earned	9,693	22,120	Service charges	5,914	
			Closing Balance	1,24,099	1,35,875
Total	3,58,80,019	3,22,08,401	Total	3,58,80,019	3,22,08,401


Finance Officer
 Avinashilingam Institute for Home Science
 and Higher Education for Women
 (University Estd. u/s 3 of UGC Act 1956)
 Coimbatore - 641 043


Registrar
 Avinashilingam Institute for Home Science
 and Higher Education for Women
 (University Estd. u/s. 3 of UGC Act.1956)
 Coimbatore - 641 043


M. Alagiriswamy, B.Sc., F.C.A.,
M.No. 20236
M. Alagiriswamy & Co,
Chartered Accountants
No.16, 6th Street, Tatabad,
Coimbatore - 641 012.

**AVINASHILINGAM INSTITUTE FOR HOME SCIENCE AND HIGHER EDUCATION FOR WOMEN, COIMBATORE
SCHEDULE: 23**

SIGNIFICANT ACCOUNTING POLICIES

1. BASIS FOR PREPARATION OF ACCOUNTS

The accounts have been prepared generally on the Accrual method of accounting. Further, the instructions of MHRD vide Circular No.29-4/2012-IFD dated 17.4.2015 have been followed in compilation of accounts since F.Y.2018-19

2. REVENUE RECOGNITION

2.1 Fees from Students, Sale of Admission Forms and Interest on Savings Bank account are accounted on cash basis. Tuition Fees collected separately for each semester is accounted on actual basis.

2.2 Income from Land, Buildings and Other Property and Interest on Investments are accounted on accrual basis.

2.3 Interest on interest bearing advances to staff for House Building, Purchase of Vehicles and Computers is accounted on accrual basis every year, though the actual recovery of interest starts after the full repayment of the Principal.

3. FIXED ASSETS AND DEPRECIATION

3.1 Fixed assets are stated at cost of acquisition including inward freight, duties and taxes and incidental and direct expenses related to acquisition, installation and commissioning.

3.2 Gifted/Donated assets are valued at the declared value where available; if not available, the value is estimated based on the present market value adjusted with reference to the physical condition of the asset. They are set-up by credit to Capital Fund and merged with the Fixed Assets of the Institution. Depreciation is charged at the rates applicable to the respective assets.

3.3 Books received as gifts, are valued at selling prices printed on the books. Where they are not printed, the value is based on assessment.

3.4 Straight Line Method is adopted for the calculation of depreciation.



3.5 Fixed assets are valued at cost less accumulated depreciation. Depreciation on fixed assets is provided on Straight line method, at the following rates:

Tangible Assets:

1.Land	0%
2. Site Development	0%
3. Buildings	2%
4. Roads & Bridges	2%
5. Tube wells & Water Supply	2%
6. Sewage & Drainage	2%
7. Electrical Installation and equipment	5%
8. Plant & Machinery	5%
9. Scientific & Laboratory Equipment	8%
10. Office Equipment	7.5%
11. Audio Visual Equipment	7.5%
12. Computers & Peripherals	20%
13. Furniture, Fixtures & Fittings	7.5%
14. Vehicles	10%
15. Lib. Books & Scientific Journals	10%

Intangible Assets

1.E-Journals	40%
2.Computer Software	40%
3.Patents and Copyrights	9 years

3.6 Depreciation is provided for the whole year on additions during the year.

3.7 Where an asset is fully depreciated, it will be carried at a residual value of Rupee 1 in the Balance Sheet and will not be further depreciated. Thereafter, depreciation is calculated on the additions of each year separately at the rate of depreciation applicable for that asset head.



3.8 Assets created out of Earmarked Funds and funds of Sponsored Projects, where the ownership of such assets vests in the Institution, are setup by credit to Capital Fund and merged with the Fixed Assets of the Institution. Depreciation is charged at the rates applicable to the respective assets. Assets created out of Sponsored Project funds, where the ownership is retained by the sponsors but held and used by the Institution are separately disclosed in the Notes on Accounts.

3.9 Assets, the individual value of each of which is Rs. 2000 or less (except Library Books) are treated as Small Value Assets, 100% depreciation is provided in respect of such assets at the time of their acquisition. However physical accounting and control are continued by the holders of such assets.

4. **Intangible Assets:** Patents and copy rights, E Journals and Computer Software are grouped under Intangible Assets.

4.1 Electronic Journals (E-Journals) are separated from Library Books in view of the limited benefit that could be derived from the on-line access provided. E-journals are not in a tangible form, but temporarily capitalized and in view of the magnitude of expenditure and the benefit derived in terms of perpetual knowledge acquired by the Academic and Research Staff; Depreciation is provided in respect of E-journals at a higher rate of 40% as against depreciation of 10% provided in respect of Library Books.

4.2 Expenditure on acquisition of software has been separated from computers and peripherals, as apart from being intangible assets, the rate of obsolescence in respect of these is very high. Depreciation is provided in respect of software at a higher rate of 40% as against depreciation of 20% provided in respect of Computers & Peripherals.

5. **STOCKS:** Expenditure on purchase of chemicals, glassware, publications and other stores is accounted as revenue expenditure, except that the value of closing stocks held on 31st March is set up as inventories by reducing the corresponding Revenue Expenditure on the basis of information obtained from Departments. They are valued at cost.



6. RETIREMENT BENEFITS

As the UGC is releasing funds only on the basis of actual payment to be made, no provision has been made for Retirement Benefits. If provision is to be made, a huge amount of about Rs.40.00 crores will be required which will not be given by UGC. The Actual payments of Pension, Gratuity and Leave encashment are debited in the Accounts as expenditure on cash basis. Other retirement benefits viz. Deposit Linked Insurance, Contribution to New Pension Scheme, Medical reimbursement to retired employees and Travel to Home Town on retirement are accounted on accrual basis (actual payments plus outstanding bills at the end of the year).

7. INVESTMENTS

- a. Long term investments are carried at their cost or face value whichever is lower. However any permanent diminution in their value as on the date of the Balance Sheet is provided for.
- b. Short Term investments are carried at their cost or market value (if quoted) whichever is lower.

8. Earmarked/Endowment Funds

The following long terms funds are earmarked for specific purposes. Each of the funds has a separate bank account. Those with large balances also have investments in Government Securities, Debentures and Bonds and Term Deposits with Banks. The income from investments / advances (House Building Conveyance and computer) on accrued basis and interest on savings Bank Accounts are credited to the respective Funds. The expenditure and advances (in the case of House Building & Conveyance/Computer) are debited to the fund. The assets created out of Earmarked Funds where the ownership Vests in the Institution, are merged with the assets of the Institution by crediting an equal amount to the Capital Fund. The balance in the respective funds is carried forward and is represented on the assets side by the balance at Bank.

- a. Endowment Fund,
- b. Fellowship Fund and
- c. House Building Advance Fund



8.1 CORPUS FUND

The Corpus Fund is utilized for Capital expenditure based on the guidelines by the University Grants Commission and the Board of Management of the Institute from time to time. The balance in the Corpus Fund which is carried forward is represented by the balance in a separate Bank account, investment of Fixed Deposits with the Bank and Accrued interest on investments.

8.2 House Building Advances Fund

A revolving fund for the purpose of paying interest bearing advances to the officer' & staff for House Building is being operated.

8.3 JRF/SRF Fund

Fund provided by the UGC/Government for the purpose of paying Fellowships to Junior/ Senior Research Fellows.

Rajiv Gandhi National Fellowship Fund

Fund provided by University Grants Commission for fellowship to SC/ST Students of the University.

8.4 Endowment Funds

Endowments are funds received from various individual donors, Trusts and other organizations, for establishing Chairs and for Medals & Prizes, as specified by the Donors. While each of the Endowment funds has its own investment there is one savings Bank Account for all the Endowment funds. The income from investment of each Endowment Fund is added to the Fund. The interest on Savings Bank is allocated to all the Endowment funds in the ratio of the year end closing balances in each fund. The expenditure on Medals & Prizes is met from the interest earned on investment of the respective Endowment Fund.



9 GOVERNMENT AND UGC GRANTS

9.1 Government Grants and UGC grants are accounted on realization basis. However, where a sanction for release of grant pertaining to the financial year is received before 31st March and the grant is actually received in the next financial year, the grant is accounted on accrual basis and an equal amount is shown as receivable from the Grantor.

9.2 To the extent utilized towards capital expenditure, (on accrual basis) government grants and grants from UGC are transferred to the Capital Fund.

9.3 Government and UGC grants for meeting Revenue Expenditure (on accrual basis) are treated, to the extent utilized, as income of the year in which they are realized.

9.4 Unutilized grants (including advances paid out of such grants) are carried forward and exhibited as a liability in the Balance Sheet.

10 SPONSORED PROJECTS


10.1 In respect of ongoing Sponsored Projects, the amounts received from sponsors are credited to the head "Current Liabilities and Provisions - Current Liabilities - Other Liabilities - Receipts against ongoing sponsored projects." As and when expenditure is incurred /advances are paid against such projects, or the concerned project account is debited with allocated overhead charges, the liability account is debited.

10.2 In addition to the Earmarked Fund for the Junior Research Fellowships funded by the University Grants Commission, Fellowships and Scholarships are also sponsored by various organizations. These are accounted in the same way as Sponsored Projects except that the expenditure generally is only on disbursement of Fellowships and Scholarships, which may include allowances for contingent expenditure by the Fellows and scholars.


10.3 The Institute itself also awards Fellowships and Scholarships, which are accounted as Academic expenses.

11 INCOME TAX

The income of the Institution is exempt from Income Tax under Section 10(23c) of the Income Tax Act. No provision for tax is therefore made in the accounts.


Finance Officer
Avinashilingam Institute for Home Science
and Higher Education for Women
(University Estd. u/s 3 of UGC Act 1956)
Coimbatore - 641 043


Registrar
Avinashilingam Institute for Home Science
and Higher Education for Women
(University Estd. u/s. 3 of UGC Act.1956)
Coimbatore - 641 043


M. Alagiriswamy, B.Sc., F.C.A.,
M.No. 20236
M. Alagiriswamy & Co,
Chartered Accountants
No.16, 6th Street, Tatabad,
Coimbatore - 641 012.

**AVINASHILINGAM INSTITUTE FOR HOME SCIENCE AND HIGHER EDUCATION FOR WOMEN,
COIMBATORE**

SCHEDULE: 24

CONTINGENT LIABILITIES AND NOTES TO ACCOUNTS

1. CONTINGENT LIABILITIES: -NIL-

2. CAPITAL COMMITMENTS: -NIL-

3. FIXED ASSETS:

The schedules for fixed assets have been shown as schedule 4.

4. PATENTS: -NIL-

5. DEPOSIT LIABILITIES - NIL-



6. EXPENDITURE IN FOREIGN CURRENCY:**Details of Expenses incurred in Foreign Currency for the year 2021-2022**

S.No	Name of the Account	A/c No	Purpose	USD	Amount (Rs.)
1	Examination General Fund	474664473	Remuneration	\$10,500	8,52,283
2	Examination Self-Finance	896772512	Remuneration	\$750	60,202
3	Conference , Seminar, Workshop Account	6010310202	Honorarium	\$203	19,011
4	STRIDE	6806279788	Honorarium	\$29	3,332
5	Non Plan PFMS A/c	6753374103	Purchase of Equipment, E Books Journals	\$1,62,084	1,22,06,099
TOTAL				\$1,73,566	1,31,40,927

7. CURRENT ASSETS, LOANS, ADVANCES AND DEPOSITS

In the option of the Management, the current assets, Loans, Advances and Deposits have a value on realization in the ordinary course, equal at least to the aggregate amount shown in the Balance Sheet.

8. The details of balances in Saving Bank Accounts, Current Accounts and Fixed Deposit Accounts with Banks are enclosed at Attachment 'A' to the Schedule of Current Assets.

9. Previous year's figures have been regrouped wherever necessary.

10. Figures in the Final accounts have been rounded off to the nearest rupee.




11. Schedules 1 to 24 are annexed to and form an integral part of the Balance Sheet at 31st March 2022 and the Income & Expenditure account for the year ended on that date.

12. As the Provident Fund Accounts and the New Pension Scheme Account are owned by the members of those funds and not by the Institution, these accounts were separated from the Institute's Accounts from 2005-06. Receipts & Payments Account, an Income & Expenditure Account (on Accrual basis) and a Balance Sheet of the Provident Fund Accounts as well as the New Pension Scheme for the year have been attached, to the Institute's Accounts. A large portion of the New Pension Scheme funds in respect of employees who have been allotted PRA numbers has been transferred up to the National Securities Depository Limited (NSDL)-Central Record Keeping Agency (CRA). The balance held in New Pension Scheme in the Institution in respect of members will be transferred, once the PRAN numbers are allotted by the Agency.

13. The Tuition fee for SC/ST students has been reimbursed by the Tamil Nadu Government after more than ten years. At present, no tuition fee is collected from the SC/ST students. The amount of exempted tuition fee which is to be reimbursed by the Tamil Nadu Government is shown as receivable in our Balance Sheet.


Finance Officer
Avinashilingam Institute for Home Science
and Higher Education for Women
(University Estd. u/s 3 of UGC Act 1956)
Coimbatore - 641 043


Registrar
Avinashilingam Institute for Home Science
and Higher Education for Women
(University Estd. u/s. 3 of UGC Act. 1956)
Coimbatore - 641 043


M. Alagiriswamy, B.Sc., F.C.A.,
M.No. 20236
M. Alagiriswamy & Co,
Chartered Accountants
No. 16, 6th Street, Tatabad,
Coimbatore - 641 012.

