



## **Avinashilingam Institute for Home Science and Higher Education for Women**

Deemed to be University Estd. u/s 3 of UGC Act 1956, Category A by MHRD

Re-accredited with A++ Grade by NAAC. CGPA 3.65/4, Category I by UGC

Coimbatore - 641 043, Tamil Nadu, India

## **STUDENT SATISFACTION SURVEY**



## **INTERNAL QUALITY ASSURANCE CELL**

**MARCH  
2022**

## **PREFACE**

**"Live as if you were to die tomorrow. Learn as if you were to live forever."**

**— Mahatma Gandhi**

**A quality education grants us the ability to fight the war on ignorance and poverty.**

Students play a crucial and active role in education. The quality and standard of the educational system depends on the satisfaction of the students. Avinashilingam Institute of Home Science and Higher Education for Women measures the student's satisfaction level by conducting survey every year and necessary actions are taken by addressing the problems and limitations effectively.

As students form the basic framework as part of the survey. The Internal Quality Assurance Cell of the institution has conducted an Annual Student's Satisfaction Survey among students during the month of.

The report presents the bottom line of the feedback received from students on the effectiveness of their perception in accomplishing the Vision & Mission of the institution.

**Internal Quality Assurance Co-ordinator**

# COMPETENCY OF TEACHERS

A competent teacher seizes every opportunity to encourage learning, believing that all students can learn. And learning isn't limited to the classroom.

**Table1: Represents the percentage of student's satisfaction regarding the Competency of teachers.**

Variables	Strongly Agree (%)	Agree (%)	Neutral (%)	Disagree (%)	Strongly Disagree (%)
My teachers have a thorough knowledge of the subject content.	44.8	47.2	6.0	1.1	0.9
My teachers provide opportunities to ask questions.	46.6	45.7	6.6	0.5	0.7
My teachers treat me with respect.	44.9	44.8	8.7	0.7	0.9
My teachers understand my learning needs.	37.5	47.9	12.8	0.9	0.8
My teachers communicate the subject content effectively.	41.5	46.9	9.5	1.0	1.1
My teachers make the subject as interesting as possible.	38.1	48.2	10.9	2.0	0.9
My teachers illustrate the concepts through examples and applications.	41.7	46.9	9.2	1.2	0.9
My teachers do a necessary follow-up with an assigned task.	39.3	49.2	9.6	1.1	0.8

\*Source-Statistical analysis of the Student Satisfaction Survey 2021 data

## OVERALL SATISFACTION OF STUDENTS ABOUT TEACHER'S COMPETENCY

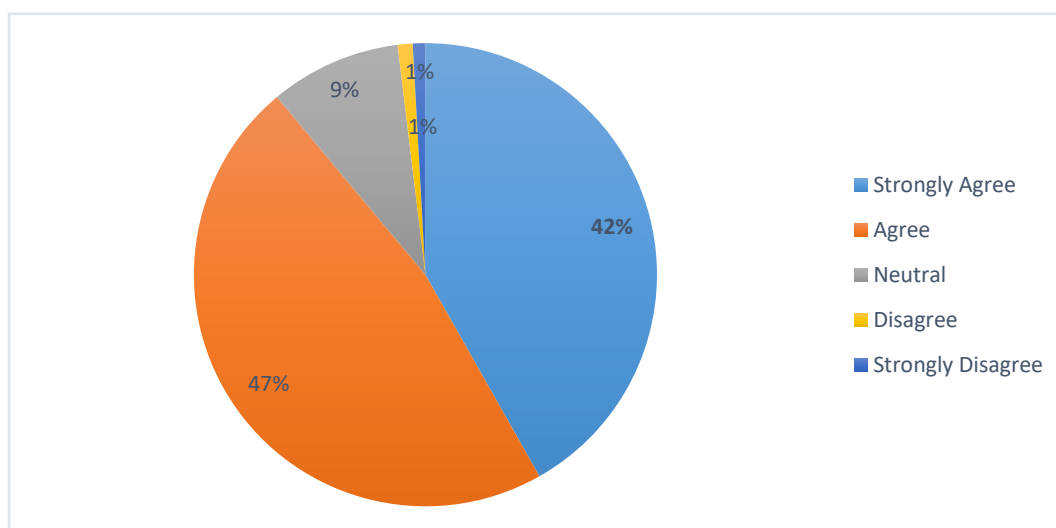


Figure 1: Overall satisfaction of students regarding the competency of teachers

# EQUITABLE ASSESSMENT

Equitable practices empower students to recognize and develop their own talents and skills, and become agents of change for their futures.

**Table 2: Represents the percentage of student’s satisfaction about the EquitableAssessment.**

Variables	Strongly Agree (%)	Agree (%)	Neutral (%)	Disagree (%)	Strongly Disagree (%)
I knew how I was going to be assessed.	32.9	54.9	9.8	1.5	0.9
The way I was assessed was a fair test of my skills.	34.4	52.6	10.4	1.7	0.8
I was assessed at appropriate intervals.	33.7	52.7	11.0	1.8	0.8
I received useful feedback on my performance.	36.4	49.9	10.6	1.9	1.2
The assessment was a good test of what I was taught.	36.9	51.1	9.9	1.1	0.9

\*Source-Statistical analysis of the Student Satisfaction Survey 2021 data

## OVERALL SATISFACTION OF STUDENTS REGARDING THE EQUITABLE ASSESSMENT

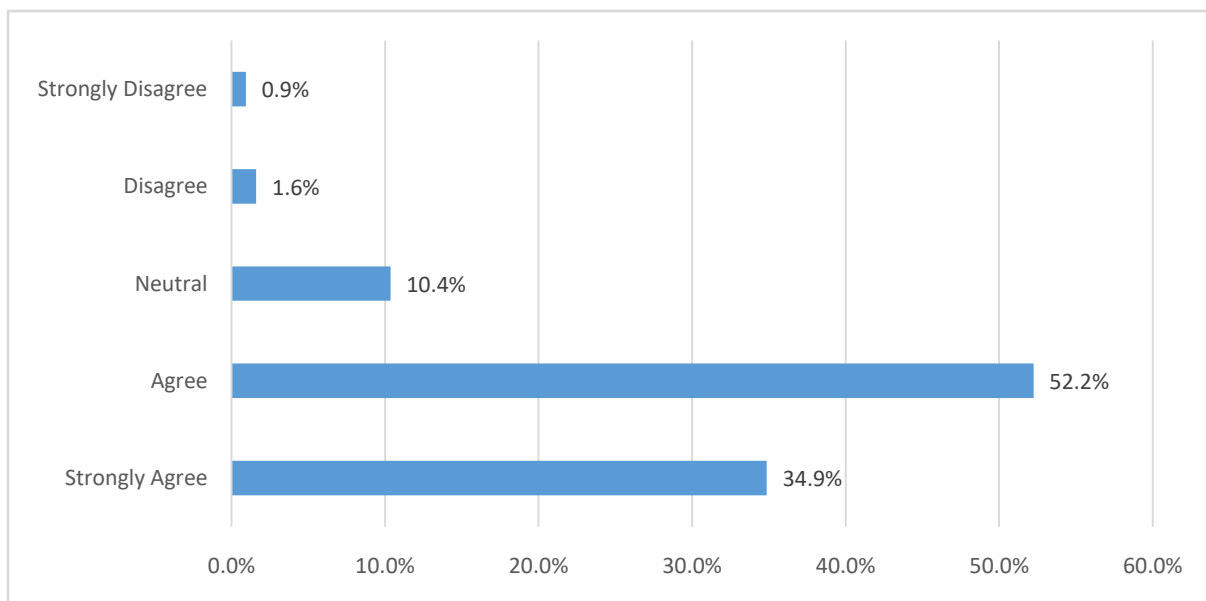


Figure 2: Overall satisfaction of students regarding the Equitable Assessment

# OPPORTUNITIES FOR SKILL ENHANCEMENT AND GROWTH

Opportunity for skill development is a vital tool to empower student, to safeguard their future and for the overall development of an individual. It is an important aspect that enhance employability in today's globalization. Skills are as essential as one's academic status. Education and skills should now go hand in hand, as they are the roots behind the economic growth and community development of a country.

**Table 3: Represents the percentage of Student's Satisfaction about the Opportunities for skill enhancement and growth.**

Variables	Strongly Agree (%)	Agree (%)	Neutral (%)	Disagree (%)	Strongly Disagree (%)
The institute takes active interest in promoting internship, student exchange, and field visit Opportunities.	36.5	46.6	12.6	2.0	2.3
The teaching and mentoring process facilitates you in cognitive, social and Emotional growth.	35.1	51.1	11.7	1.0	1.1
The institution provides multiple opportunities to learn and grow.	39.3	47.2	10.4	1.8	1.4
Teachers inform you about your expected competencies, course outcomes and programme outcomes.	38.1	49.1	10.0	1.7	1.0
The institution makes effort to engage students in the monitoring, reviewing and continuous quality improvement of the teaching - learning process.	37.2	49.5	11.1	1.2	1.0
The institute/ teachers adopt student centric methods, such as experiential learning, participative learning and problem solving methodologies for enhancing learning experiences.	34.2	52.4	10.2	2.0	1.1
Teachers encourage you to participate in extracurricular activities.	41.9	46.0	9.1	1.7	1.3

Efforts are made by the institute/ teachers to inculcate soft skills, life skills and employability skills to make you ready for the future challenges.	36.7	51.1	9.9	1.2	1.1
The institute facilitates learning through e-learning platforms such as NPTEL, Swayam etc	40.1	48.1	9.5	1.3	1.1
There is a scope for holistic development of the student by way. conducting classes for yoga, meditation, value education etc.	37.3	50.1	10.1	1.0	1.5
The institution makes efforts for preparing students for employment opportunities by conducting placement training programmes etc.	37.1	48.0	11.4	1.8	1.7
The entrepreneurial skills of the students are analyzed and opportunities are provided to enhance the skills.	34.6	50.9	11.4	1.7	1.4
The institution makes efforts to sensitize the students on social issues, environmental issues and National Global needs.	34.1	51.9	11.1	1.7	1.2
The sense of service is imparted in the minds of students through society oriented activities such as Swatch Bharat etc.	33.8	52.7	11.4	1.1	1.0
Opportunities are provided for students to express their innate talents in cultural and sports activities.	38.4	47.8	10.5	1.7	1.6
The student's council of the institute has a prominent role in the bodies/affairs related to student community.	33.1	50.5	12.2	2.2	2.0

\*Source-Statistical analysis of the Student Satisfaction Survey 2021 data

## OVERALL SATISFACTION OF STUDENTS REGARDING THE OPPORTUNITIES FOR SKILL ENHANCEMENT AND GROWTH

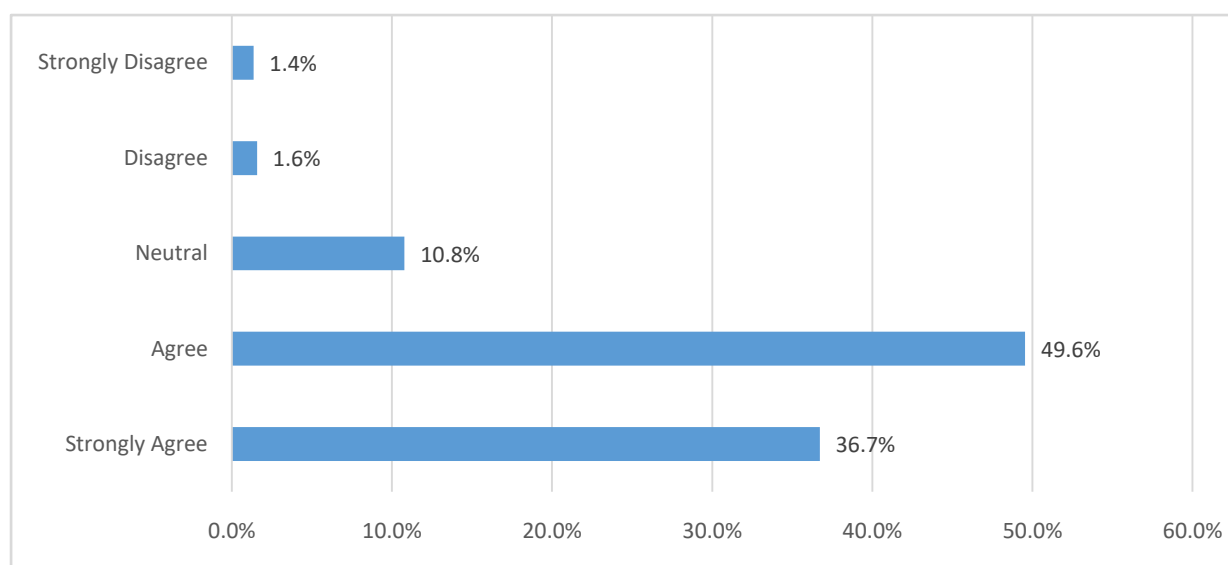


Figure 3: Overall satisfaction of students regarding the Opportunity for Skill Enhancement and Growth

## INFRASTRUCTURE FACILITIES

Infrastructure plays an important role in education sector. Classroom design, auditoriums, laboratories, campus area etc. are crucial elements of a learning environment. High-quality infrastructure facilities better instruction, improves student outcomes, and reduces dropout rates, among other benefits.

**Table4: Represents the percentage of student’s satisfaction about the InfrastructureFacilities.**

Variables	Strongly Agree (%)	Agree (%)	Neutral (%)	Disagree (%)	Strongly Disagree (%)
The infrastructural facility of the institute facilitate to the needs of differently abled persons (provision of ramps, Braille enabled elevators).	36.3	49.9	10.9	1.5	1.4
The institute has been a forerunner in implementing green practice such as plastic-free campus, LED lamps, use of renewable energy etc.	37.8	49.4	10.2	1.4	1.2

\*Source-Statistical analysis of the Student Satisfaction Survey 2021 data

## OVERALL SATISFACTION OF STUDENTS REGARDING THE INFRASTRUCTURE FACILITIES

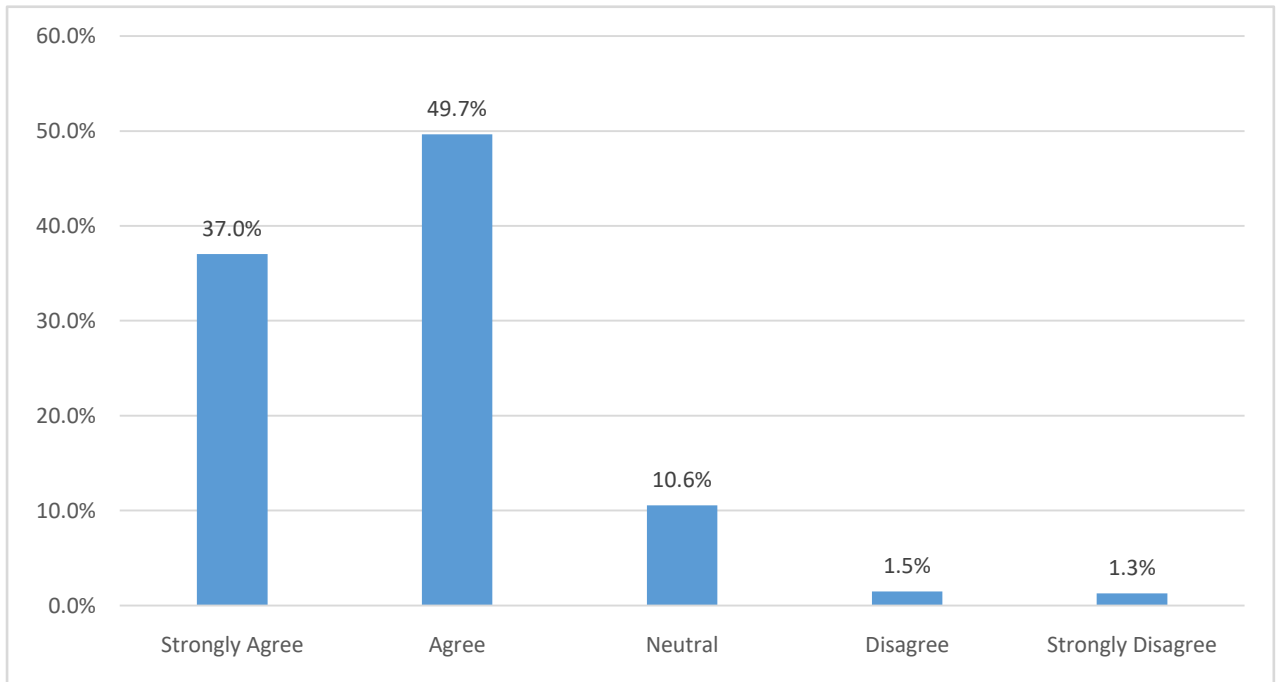


Figure 4: Overall satisfaction of students regarding the Infrastructure Facilities

## OVERALL SATISFACTION OF INTEGRATION OF INFORMATION AND COMMUNICATION TECHNOLOGY TOOLS USED

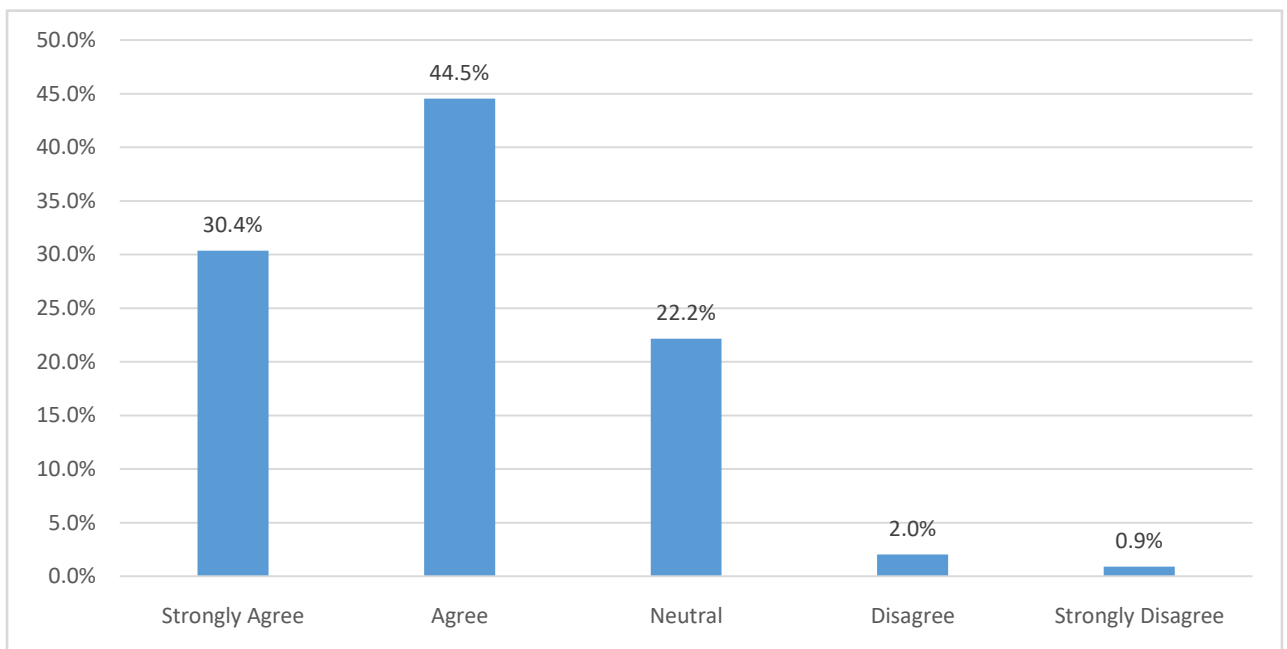


Figure 5: Overall satisfaction of students regarding the integration of information and communication technology tools used



**OVERALL SATISFACTION OF STUDENTS REGARDING THE EFFORTS MADE BY THE INSTITUTION IN PROMOTING SENSE OF NATIONAL INTEGRATION, SOCIAL HARMONY**

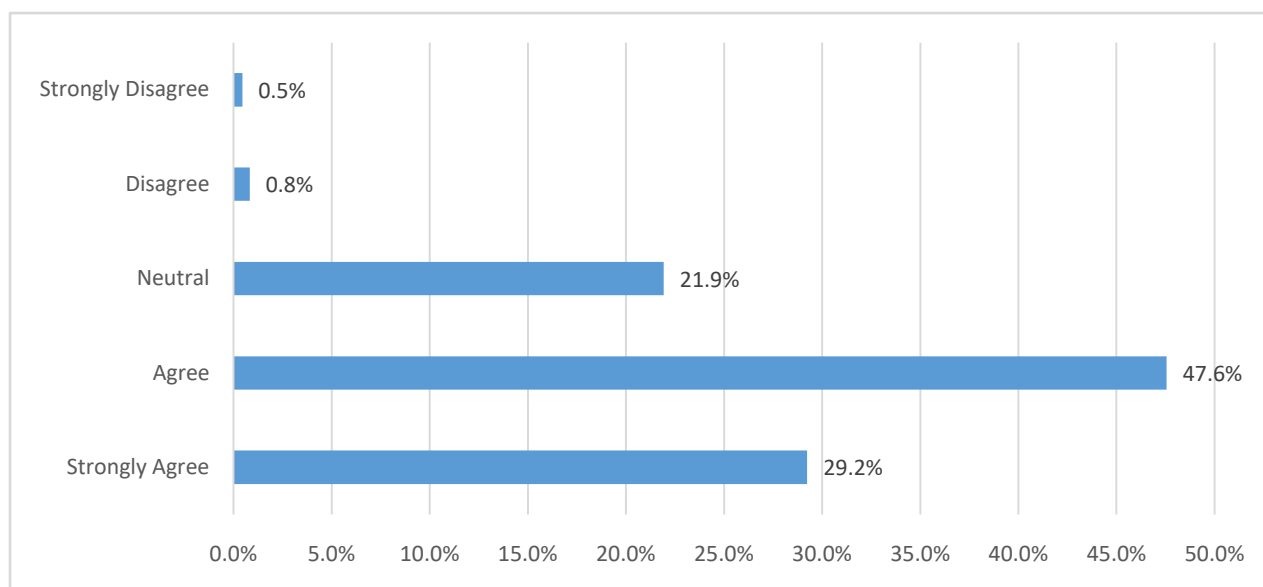


Figure 6: Overall satisfaction of students regarding the Efforts made by the Institution in Promoting Sense of National Integration, Social Harmony

## SUGGESTION / OBSERVATION

S.No	Question	CGPA 0-4
1	My teacher have a thorough knowledge of the subject content	3.5
2	My teacher provide opportunity to ask questions	3.5
3	My teacher treat me with respect	3.4
4	My teacher understand my learning needs	3.3
5	My teacher communicate the subject content effectively	3.4
6	My teacher make the subject as interesting as possible	3.3
7	My teacher illustrate the concept through examples and applications	3.3
8	My teacher do a necessary follow-up with an assigned task	3.3
	<b>OVERALL SATISFACTION OF STUDENT ABOUT THE TEACHERS COMPETENCY</b>	<b>3.3</b>

Overall the competency of teachers were graded 3.3 out of 4.0 by the students, providing the observation that the teachers exhibit the professional practices providing the personal effectiveness in enhancing the student learning

<b>S.No</b>	<b>Question</b>	<b>CGPA 0-4</b>
1	I knew how I was going to be assessed	3.2
2	The way I was assessed was a fair test of my skills	3.3
3	I was assessed at appropriate intervals	3.3
4	I received useful feedback on my performance	3.3
5	The assessment was a good test of what I was taught	3.4
	<b>OVERALL SATISFACTION OF EQUITABLE ASSESSMENT</b>	<b>3.3</b>

Overall the equitable assessment were grade 3.3 out of 4.0 by the students, providing the observation that the assessment were of a fair play.

<b>S.No</b>	<b>Question</b>	<b>CGPA 0-4</b>
1	The institute takes active interest in promoting internship, student exchange, field visit Opportunities	3.3
2	The teaching an mentoring process facilities you in cognitive, social and emotional growth	3.3
3	The institution provides multiple opportunities to learn and grow	3.4
4	Teachers inform you about your expected competencies, course outcomes and programme outcomes	3.4
5	The institution makes effort to engage students in the monitoring, reviewing and continuous quality	3.4
6	The institute/teachers adopt student centric methods, such as experiential learning, participative learning and problem solving methodologies for enhancing learning experiences	3.3
7	Teachers encourage you to participate in extracurricular activities	3.4
8	Effort are made by the institute/teachers to inculcate soft skills, life skills and employability skills to make you ready for the future challenges	3.3
9	The institute facilities learning through e-learning platforms such a NPTEL, SWAYAM etc.	3.4

10	There is a scope for holistic development of the student by way conducting classes for yoga, meditation, value education etc	3.3
11	The institution makes efforts for preparing students for employment opportunities by conduction placement training programmes etc	3.3
12	The entrepreneurial skills of the students are analysed and opportunities are provided to enhance the skills	3.2
13	The institution makes efforts to sensitize the students on social issues, environmental issues and national global needs	3.3
14	The sense of service is imparted in the minds of students through society oriented activities such as Swach Bharat etc	3.3
15	Opportunities are provided for students to express their innate talents in cultural and sports activities	3.3
16	The students council of the institute has a prominent role in the bodies/affairs related to student community	3.2
	<b>OVERALL STUDENT SATISFACTION ON OPPORTUNITIES PROVIDED FOR SKILL ENHANCEMENT AND GROWTH</b>	<b>3.2</b>

Overall 3.3 out of 4.0 was graded by the students for the opportunities provided by the institute in enhancing growth towards skill development, which helped the students to establish a strong foundation towards the thriving future.

<b>S.No</b>	<b>Question</b>	<b>CGPA 0-4</b>
1	The infrastructural facility of the institute facilitate to the needs of differently abled persons (provision of ramps, Braille enables elevators.)	3.3
2	The institute has been a forerunner in implementing green practice such as plastic free campus, LED lamps, use of renewable energy etc	3.3
	<b>OVERALL STUDENT SATISFACTION ON INFRASTRUCTURAL FACILITIES</b>	<b>3.3</b>

Overall 3.3 out of 4.0 was graded by the students for the Infrastructure facilities provided by the institute, leading a strong evidence towards the improvement of better students outcomes, while reducing the dropout rates of students.

## **CONCLUDING REMARKS**

Analysis of the student satisfactory survey clearly implies the efficiency of the institution in realizing/accomplishing the vision in empowering women through value based education. The orientation of the students, teachers, administrators and Institution as a whole, towards academic excellence is evident from the response of the students. The inference of the student satisfaction survey will be made effective use in planning implementing the future course of action in areas that demand specific attention and pursuance.