



Avinashilingam Institute for Home Science and Higher Education for Women

(Deemed to be University under Category 'A' by MHRD, Estd. u/s 3 of UGC Act 1956)

Re-accredited with 'A+' Grade by NAAC. Recognized by UGC under Section 12 B

Coimbatore - 641 043, Tamil Nadu, India



Student Satisfaction Survey

March- 2019

Internal Quality Assurance Cell

Avinashilingam Institute for Home Science and Higher Education for Women

Coimbatore – 641043.

Preface

*“Education is a shared commitment between dedicated teachers, motivated students and enthusiastic parents with high expectations” -
Bob Beauprez*

In this era of globalization, enrichment of knowledge, enhancement of skills, development and inculcation of values and virtues are taking a multidimensional and multifarious approach, demanding exceptional abilities and commitment with ample scope for comprehensive growth. In this context all the stake holders of higher education hold a very crucial role in raising a productive human resource towards nation building. Avinashilingam Institute for Home Science and Higher Education for Women, Coimbatore holds a legacy in ensuring a value based higher education for women. In this pursuit, initiatives are taken to meet the ever- raising quality standards and ever- expanding needs of the society at large. As students from the basic framework of the higher education system, the Internal Quality Assurance Cell of the institute has conducted an annual Student Satisfaction Survey during March 2019, among undergraduate and post graduate students.

The report presents the sum and substance of the feedback received from students on the effectiveness of the Teaching and Learning Process in accomplishing the vision of the institution.

- *Director, Internal Quality Assurance Cell*

1-Competency of teachers

A competent teacher seizes every opportunity to encourage learning, believing that all students can learn and Learning isn't limited to the classroom. To this end, the teacher takes every opportunity to improve on his or her own professional practice, in order to provide quality learning experiences.

Table:1 - Representing the percentage of students satisfaction regarding the competency of teachers

Variable	Strongly Disagree (%)	Disagree (%)	Neutral (%)	Agree (%)	Strongly Agree (%)
My teachers have a thorough knowledge of the subject content	0.2	0.7	6.7	49.9	42.4
My teachers provide opportunities to ask questions	0.2	0.3	5.7	50.5	43.3
My teachers treat me with respect	0.5	1.0	9.4	49.0	40.2
My teachers understand my learning needs	0.3	1.3	10.4	53.1	34.9
My teachers communicate the subject content effectively	0.4	0.8	8.8	52.1	37.9
My teachers make the subject as interesting as possible	0.4	1.4	12.2	52.5	33.5
My teachers illustrate the concepts through examples and applications	0.3	1.2	9.3	51.5	37.8
My teachers do a necessary follow-up with an assigned task	0.3	1.1	9.7	54.5	34.5

*Source- Statistical analysis of student satisfaction survey -2019 data

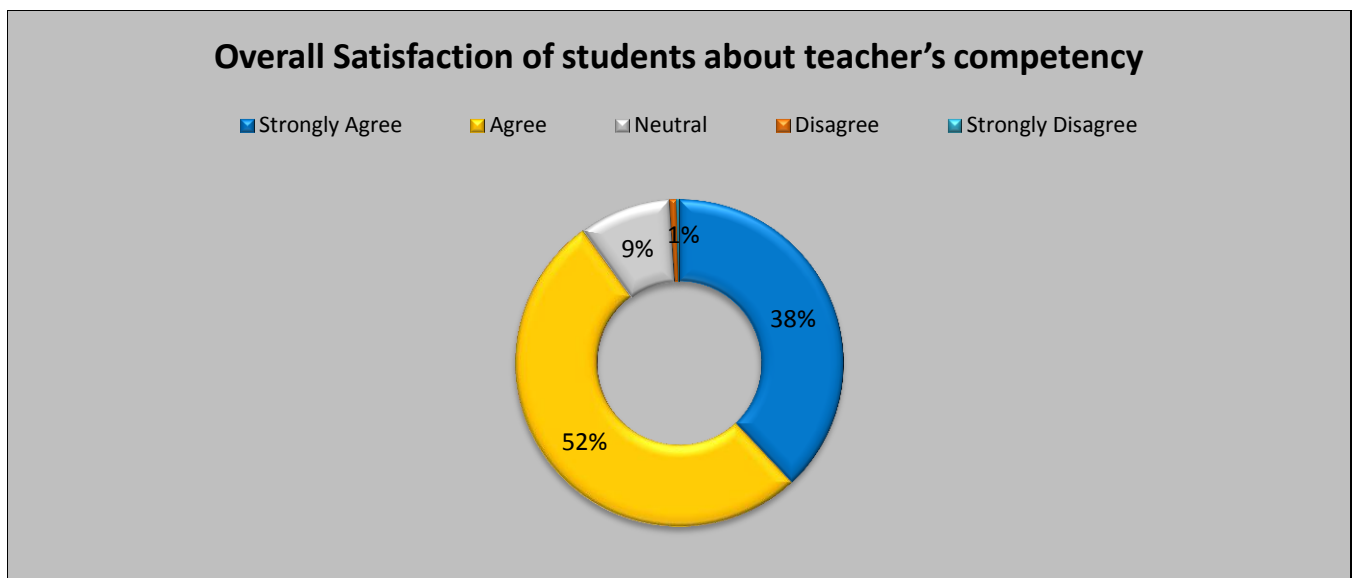


Fig:1 Overall satisfaction of students regarding the competency of teachers

2-Equitable Assessment

An equitable assessment is an important part of promoting equity, inclusion and openness among the students, where the teachers will be explicit about the way their class will be respectful to each other, where they share ideas, opinions and values.

Table:2- Representing the percentage of students satisfaction about the Equitable Assessment

Variable	Strongly Disagree (%)	Disagree (%)	Neutral (%)	Agree (%)	Strongly Agree (%)
I knew how I was going to be assessed	0.2	1.1	10.2	54.3	34.3
The way I was assessed was a fair test of my skills	0.4	1.1	9.5	56.6	32.4
I was assessed at appropriate intervals	0.4	0.9	9.9	55.8	32.9
I received useful feedback on my performance	0.3	1.4	10.1	53.9	34.3
The assessment was a good test of what I was taught	0.3	1.1	8.4	54.0	36.2

* Source- Statistical analysis of student satisfaction survey -2019 data

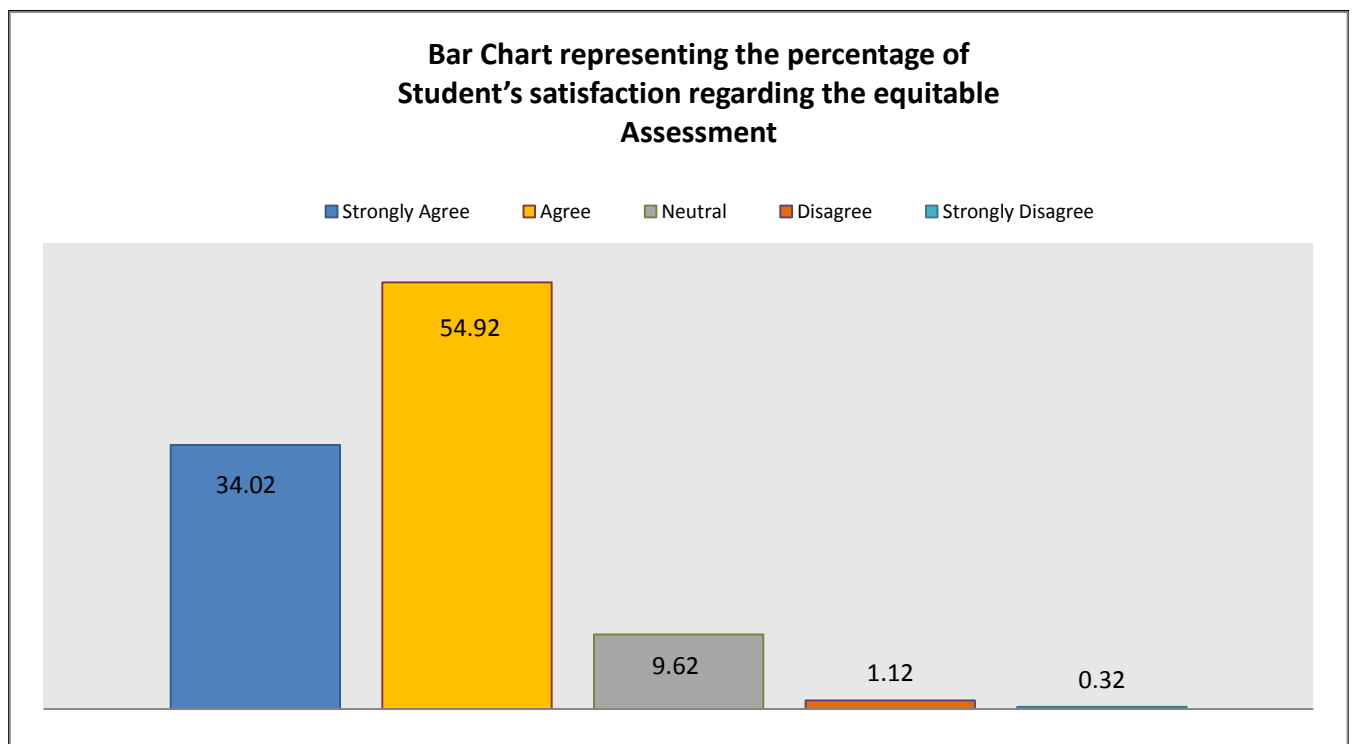


Fig:2 Overall satisfaction of students regarding the Equitable Assessment

3-Opportunities for Skill Enhancement and Growth

Opportunities for skill enhancement and growth is a path towards to develop skills, abilities and competencies to enhance student's performance, where through an effective skill enhancement they become more capable, competent and confident in themselves and in their performances.

Table:3- Representing the percentage of students satisfaction regarding the Opportunities provided by Institution and teachers for their Skill enhancement and growth.

Variable	Strongly Disagree (%)	Disagree (%)	Neutral (%)	Agree (%)	Strongly Agree (%)
The institute takes active interest in promoting internship, student exchange, field visit Opportunities	1.2	1.7	9.3	49.3	38.4
The teaching and mentoring process facilitates you in cognitive, social and Emotional growth	0.2	1.3	9.8	53.3	35.3
The institution provides multiple opportunities to learn and grow	0.6	1.5	9.2	51.1	37.7
Teachers inform you about your expected competencies, course outcomes and programme outcomes	0.3	1.3	8.9	52.5	37.0
The institution makes effort to engage students in the monitoring, reviewing and continuous quality	0.3	1.3	8.5	55.1	34.1
The institute/ teachers adopt student centric methods, such as experiential learning, participative learning and problem solving methodologies for enhancing learning experiences	0.3	1.4	9.9	54.3	34.0
Teachers encourage you to participate in extracurricular activities	0.4	1.6	8.3	50.2	39.5
Efforts are made by the institute/ teachers to inculcate soft skills, life skills and employability skills to make you ready for the future challenges	0.3	1.2	7.5	52.6	38.4
The institute facilitates learning through e-learning platforms such as NPTEL, Swayam etc	0.3	1.1	8.7	53.6	36.3
There is a scope for holistic development of the student by way conducting classes for yoga, meditation, value education etc	0.3	1.4	9.4	52.3	36.6
The institution makes efforts for preparing students for employment opportunities by conducting placement training programmes etc	0.3	1.3	7.0	54.1	37.3
The entrepreneurial skills of the students are analysed and opportunities are provided to enhance the skills	0.3	1.3	7.0	54.1	36.1
The institution makes efforts to sensitize the students on social issues, environmental issues and national global needs	0.3	1.2	9.3	54.4	34.8

The sense of service is imparted in the minds of students through society oriented activities such as Swach Bharat etc	0.1	1.0	8.2	52.5	38.2
Opportunities are provided for students to express their innate talents in cultural and sports activities	0.4	1.4	7.6	52.7	37.8
The students council of the institute has a prominent role in the bodies/affairs related to student community	0.5	1.6	9.6	52.8	35.5

* Source- Statistical analysis of student satisfaction survey -2019 data

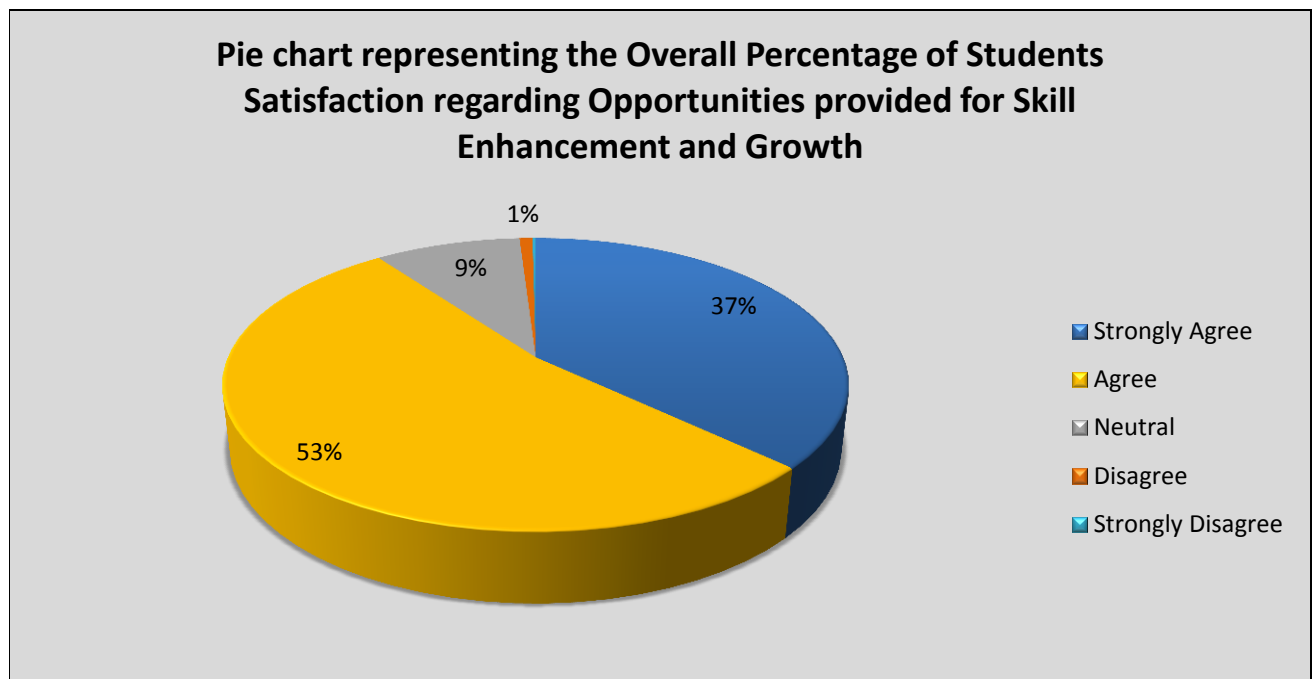


Fig:3 Overall satisfaction of students regarding the opportunities provided for skill enhancement and growth

4-Infrastructure Facilities

The essence of learning depends on the atmosphere surrounding the campus, the zest and knowledge carried by the professors/ teachers and the communication achieved through facilities like study halls, library equipped with quality of books, auditorium, organized research labs, latest equipment etc.

Table:4- Representing the percentage of students satisfaction regarding the infrastructure facilities provided by the Institute

Variable	Strongly Disagree (%)	Disagree (%)	Neutral (%)	Agree (%)	Strongly Agree (%)
The infrastructural facility of the institute facilitate to the needs of differently abled persons (provision of ramps, Braille enabled elevators.)	0.6	1.6	9.1	51.3	37.4
The institute has been a forerunner in implementing green practice such as plastic-free campus, LED lamps, use of renewable energy etc	0.3	1.3	7.9	52.3	38.2

*Source- Statistical analysis of student satisfaction survey -2019 data

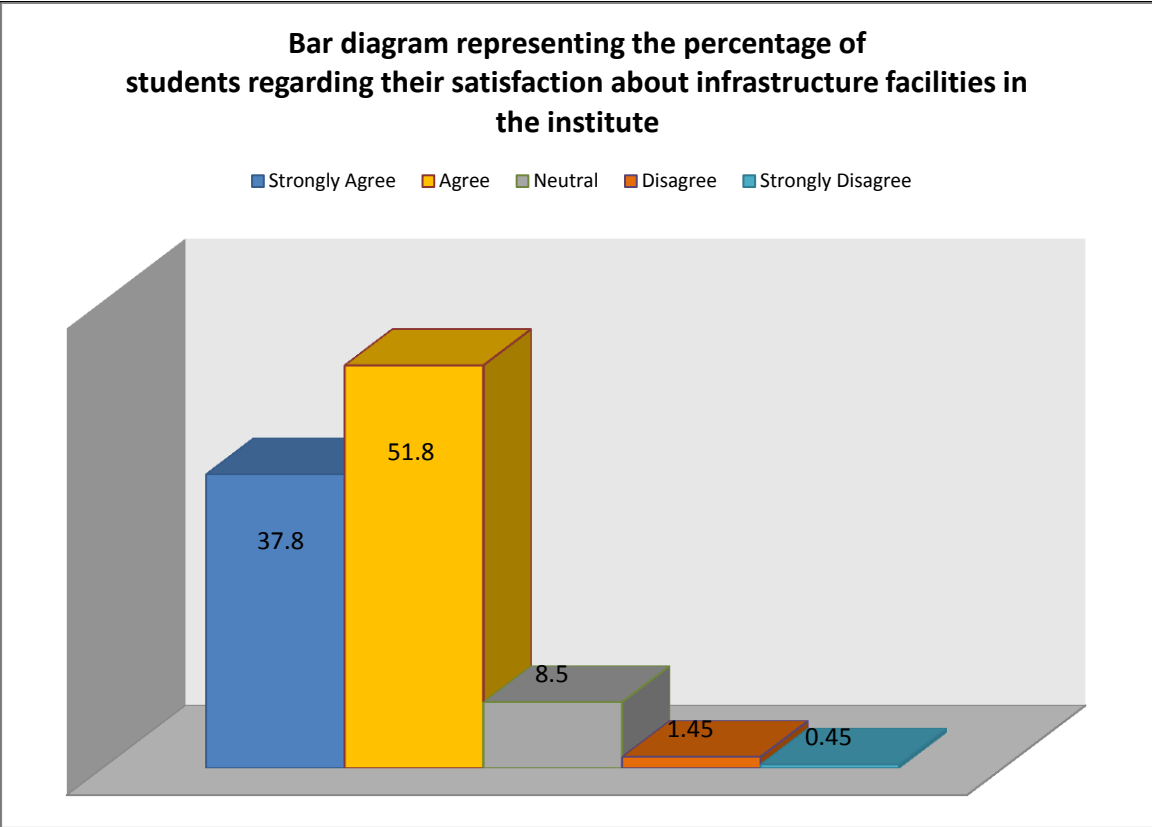


Fig:4 Overall satisfaction of students regarding the Infrastructural Facilities provided by the Institution

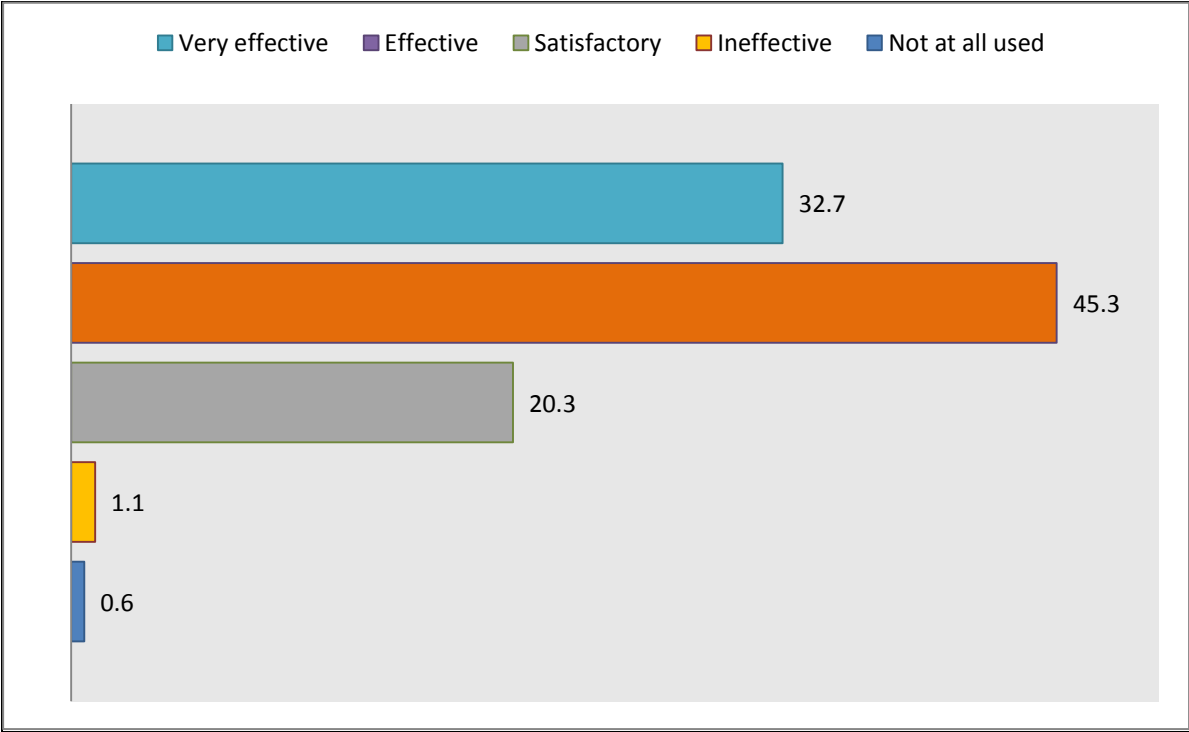


Fig-5 Overall representation of satisfaction of students regarding the integration of information and communication technology tools used

Pie chart representing satisfaction of students regarding the efforts made by the institution in promoting sense of national integration, social harmony.

■ Very Effective ■ Effective ■ Satisfactory ■ Ineffective ■ Not at all used

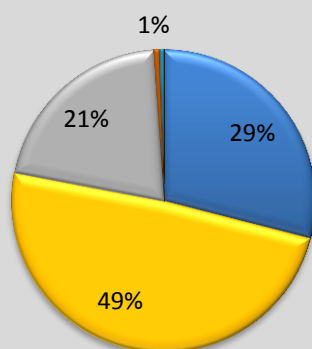


Fig-6 Overall representation of satisfaction of students regarding the efforts made by the institution in promoting sense of national integration, social harmony.

Diagrammatic Representation Overall, satisfaction with the quality of teaching-learning process

■ Strongly Agree ■ Agree ■ Neutral ■ Disagree ■ Strongly Disagree

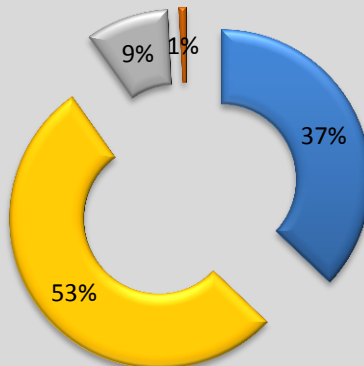


Fig-7 Pie Chart representing the Overall, satisfaction with the quality of teaching-learning process

Concluding Remarks

Analysis of the Student satisfactory survey clearly implies the efficiency of the institution in realizing/accomplishing the vision in empowering women through value based education. The orientation of the students, teachers, administrators and Institution as a whole, towards academic excellence is evident from the response of the students. The inference of the Student Satisfaction Survey will be made effective use in planning, implementing the future course of action in areas that demand specific attention and pursuance.