



Avinashilingam Institute for Home Science and Higher Education for Women

(Deemed to be University under Category A by MHRD, Estd. u/s 3 of UGC Act 1956)

Re-accredited with A+ Grade by NAAC. Recognised by UGC Under Section 12 B

Coimbatore - 641 043, Tamil Nadu, India

STUDENT SATISFACTION SURVEY



INTERNAL QUALITY ASSURANCE CELL

MARCH-2021

PREFACE

"Education is not the learning of facts, but the training of the mind to think"

- **Albert Einstein**

Quality is never an accident; It is always the result of high intention, sincere effort, intelligent direction and skillful execution;

Students are the important Assets in the system of Education. Quality and standard of educational system depends on the satisfaction of the students. Avinashilingam Institute for Home Science and Higher Education for Women ought to measure the students satisfaction level by conducting survey every year and necessary steps are been initiated further by addressing the problems and limitations effectively.

Society is always susceptible to mutability and demands change in the educational system suiting to be needs and aspirations of the students varying time to time.

This is an unperpetual and continuous process.

As students from the basic framework of the Higher Education system, the Internal Quality Assurance Cell of the Institute has conducted an Annual Student Satisfaction Survey during March 2021, among students.

The report presents the sum and substance of the feedback received from students on the effectiveness of their satisfaction in accomplishing the Vision and Mission of the institution.

Internal Quality Assurance Cell-Coordinator



Competency of Teachers

Competent teachers do not challenge students to achieve, they challenge themselves to create such learning environment where every student is a willing achiever

Table:1 - Represents the percentage of students satisfaction regarding the Competency of teachers

Variables	Strongly Agree (%)	Agree (%)	Neutral (%)	Disagree (%)	Strongly Disagree (%)
My teachers have a thorough knowledge of the subject content	54.7	40.1	3.8	0.3	1.1
My teachers provide opportunities to ask questions	54.6	40.4	3.7	0.4	0.9
My teachers treat me with respect	54.8	38.6	5.1	0.5	1.0
My teachers understand my learning needs	46.6	44.3	7.4	0.7	1.0
My teachers communicate the subject content effectively	51.2	41.7	5.6	0.6	1.0
My teachers make the subject as interesting as possible	47.6	44.0	6.4	1.9	0.9
My teachers illustrate the concepts through examples and applications	50.1	42.1	6.4	0.5	1.0
My teachers do a necessary follow-up with an assigned task	46.1	47.0	5.5	0.5	0.9

* Source-Statistical analysis of Student Satisfaction survey 2020 data

Overall Satisfaction of Students about Teacher's Competency

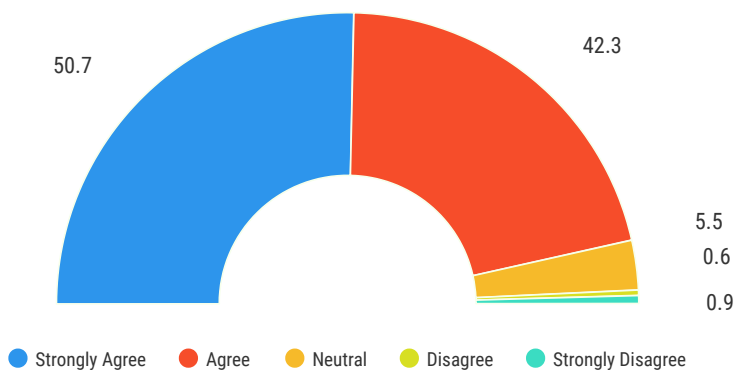


Fig-1: Overall satisfaction of students regarding the competency of teachers



Equitable Assessment

Equitable Assessment is where the students are assessed using methods and procedures most appropriate to them

Table:2 - Represents the percentage of students satisfaction about the Equitable Assessment

Variables	Strongly Agree (%)	Agree (%)	Neutral (%)	Disagree (%)	Strongly Disagree (%)
I knew how I was going to be assessed	40.0	50.1	8.0	1.0	0.9
The way I was assessed was a fair test of my skills	41.9	49.2	7.1	0.7	0.1
I was assessed at appropriate intervals	41.4	50.1	7.1	0.5	1.0
I received useful feedback on my performance	43.0	47.3	7.6	1.0	1.1
The assessment was of a good test of what I was taught	45.3	47.3	6.0	0.4	1.0

* Source-Statistical analysis of Student Satisfaction survey 2020 data

Overall Satisfaction of Students regarding the Equitable Assessment

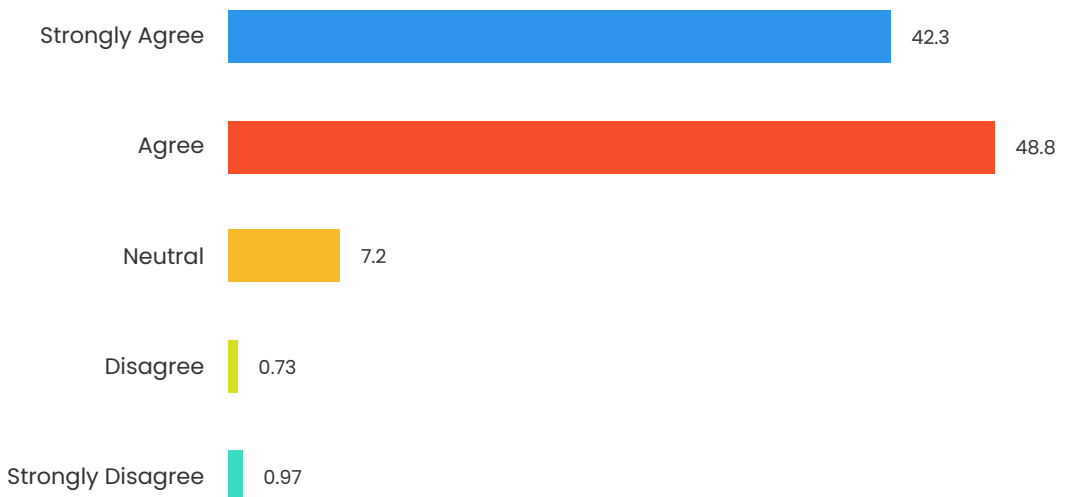


Fig:2 Overall satisfaction of students regarding the Equitable Assessment



Opportunities for Skill Enhancement and Growth

Opportunities for skill development is a vital tool to empower students, to safeguard their future and for the overall development of an individual. It is an important aspect that enhances employability in today's globalization. Skills are as essential as one's academic status. Education and skills should now go hand in hand, as they are the roots behind the economic growth and community development of a country.

Table:3 - Represents the percentage of students satisfaction about the opportunities for skill enhancement and growth

Variables	Strongly Agree (%)	Agree (%)	Neutral (%)	Disagree (%)	Strongly Disagree (%)
The institute takes active interest in promoting internship, student exchange, field visit opportunities	46.4	42.2	8.2	1.5	1.7
The teaching and mentoring process facilitates you in cognitive, social and Emotional growth	44.5	47.0	6.8	0.7	1.0
Teachers inform you about your expected competencies, course outcomes and programme outcomes	47.1	44.3	6.7	0.7	1.1
The institution makes effort to engage students in the monitoring, reviewing and continuous quality	47.1	45.1	6.0	0.6	1.2
The institute/ teachers adopt student centric methods, such as experiential learning, participative learning and problem solving methodologies for enhancing learning experiences	46.0	46.0	6.2	0.7	1.1
Teachers encourage you to participate in extracurricular activities	45.2	46.6	6.4	0.7	1.1
Efforts are made by the institute/ teachers to inculcate soft skills, life skills and employability skills to make you ready for the future challenges	50.3	42.5	5.5	0.6	1.2
The institute facilitates learning through e- learning platforms such as NPTEL, Swayam etc;	46.5	45.6	6.0	0.7	1.2

Variables	Strongly Agree (%)	Agree (%)	Neutral (%)	Disagree (%)	Strongly Disagree (%)
There is a scope for holistic development of the student by way conducting classes for yoga, meditation, value education etc	47.5	44.2	6.5	0.7	1.1
The institution makes efforts for preparing students for employment opportunities by conducting placement training programmes etc	45.0	45.2	7.7	1.0	1.1
The entrepreneurial skills of the students are analyzed and opportunities are provided to enhance the skills	43.8	46.5	7.5	0.9	1.2
The institution makes efforts to sensitize the students on social issues, environmental issues and national global needs	43.2	47.7	7.0	1.0	1.1
The sense of service is imparted in the minds of students through society oriented activities such as Swachh Bharat etc	43.2	47.9	7.1	0.8	1.0
Opportunities are provided for students to express their innate talents in cultural and sports activities	46.6	45.2	5.9	1.2	1.1
The students council of the institute has a prominent role in the bodies/affairs related to student community	41.6	48.5	7.8	0.8	1.3

* Source-Statistical analysis of Student Satisfaction survey 2020 data

Overall Satisfaction of Students regarding the Opportunities for Skill Enhancement and Growth

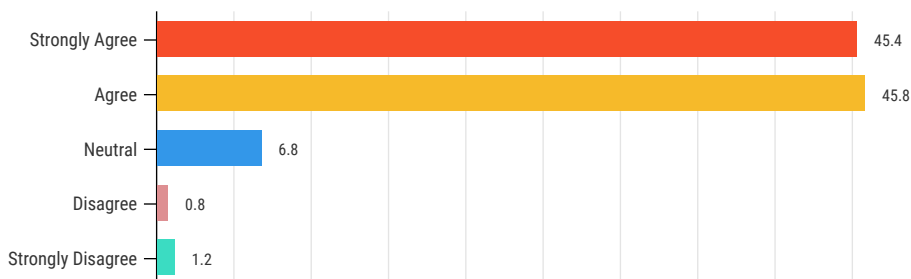


Fig:3 Overall satisfaction of students regarding the Opportunities for skill Enhancement and Growth



Infrastructure Facilities

Infrastructure plays an important role in education sector. Classroom design, auditoriums, laboratories, campus area etc. are crucial elements of a learning environment. High-quality infrastructure facilitates better instruction, improves student outcomes, and reduces dropout rates, among other benefits.

Table:4 - Represents the percentage of students satisfaction about the Infrastructure Facilities

Variables	Strongly Agree (%)	Agree (%)	Neutral (%)	Disagree (%)	Strongly Disagree (%)
The infrastructural facility of the institute facilitate to the needs of differently abled persons (provision of ramps, Braille enabled Elevators.)	43.0	47.6	7.2	1.1	1.2
The institute has been a forerunner in implementing green practice such as plastic-free campus, LED lamps, use of renewable energy etc	46.5	44.7	6.8	0.9	1.1

* Source-Statistical analysis of Student Satisfaction survey 2020 data

Overall Satisfaction of Students regarding the Infrastructure Facilities

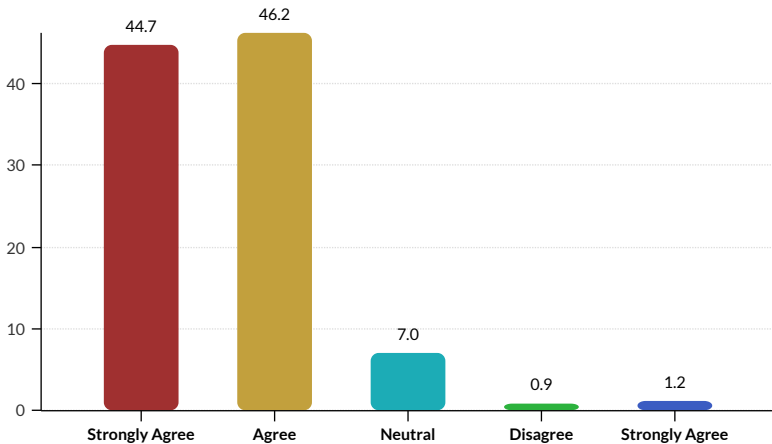


Fig:4 Overall satisfaction of students regarding the Infrastructure Facilities

Overall Satisfaction of Integration of Information and Communication Technology tools used

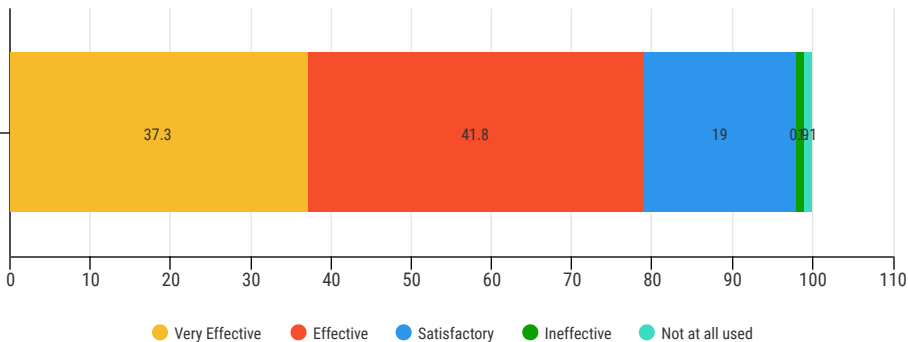


Fig:5 Overall representation of satisfaction of students regarding the integration of information and communication technology tools used

Overall Satisfaction of Students regarding the Efforts made by the Institution in promoting Sense of National Integration, Social Harmony

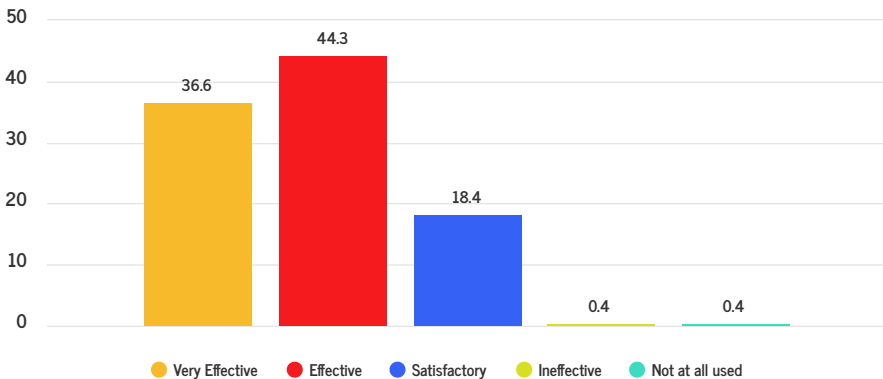


Fig:6 Overall representation of satisfaction of students regarding the efforts made by the institution in promoting sense of national integration, social harmony

S. No	Question	CGPA 0-4
1	My teachers have a thorough knowledge of the subject content	3.5
2	My teachers provide opportunities to ask questions	3.5
3	My teachers treat me with respect	3.4
4	My teachers understand my learning needs	3.3
5	My teachers communicate the subject content effectively	3.4
6	My teachers make the subject as interesting as possible	3.3
7	My teachers illustrate the concepts through examples and applications	3.3
8	My teachers do a necessary follow-up with an assigned task	3.3
OVERALL SATISFACTION OF STUDENTS ABOUT THE TEACHERS COMPETENCY		3.3

Overall the competency of teachers were graded 3.3 out of 4.0 by the students, providing the observation that the teachers exhibit the professional practices providing the personal effectiveness in enhancing the student learning

S. No	Question	CGPA 0-4
1	I knew how I was going to be assessed	3.2
2	The way I was assessed was a fair test of my skills	3.3
3	I was assessed at appropriate intervals	3.3
4	I received useful feedback on my performance	3.3
5	The assessment was a good test of what I was taught	3.4
OVERALL SATISFACTION OF STUDENTS ON EQUITABLE ASSESSMENT		3.3

Overall the equitable assessments were graded 3.3 out of 4.0 by the students, providing the observation that the assessments were of a fair play

Suggestions/ Observations

S. No	Question	CGPA 0-4
1	The institute takes active interest in promoting internship, student exchange, field visit Opportunities	3.3
2	The teaching and mentoring process facilitates you in cognitive, social and Emotional growth	3.3
3	The institution provides multiple opportunities to learn and grow	3.4
4	Teachers inform you about your expected competencies, course outcomes and programme outcomes	3.4
5	The institution makes effort to engage students in the monitoring, reviewing and continuous quality	3.4
6	The institute/ teachers adopt student centric methods, such as experiential learning, participative learning and problem solving methodologies for enhancing learning experiences	3.3
7	Teachers encourage you to participate in extracurricular activities	3.4
8	Efforts are made by the institute/ teachers to inculcate soft skills, life skills and employability skills to make you ready for the future challenges	3.3
9	The institute facilitates learning through e- learning platforms such as NPTEL, SWAYAM etc	3.4
10	There is a scope for holistic development of the student by way conducting classes for yoga, meditation, value education etc	3.3
11	The institution makes efforts for preparing students for employment opportunities by conducting placement training programmes etc	3.3
12	The entrepreneurial skills of the students are analyzed and opportunities are provided to enhance the skills	3.2
13	The institution makes efforts to sensitize the students on social issues, environmental issues and national global needs	3.3
14	The sense of service is imparted in the minds of students through society oriented activities such as Swach Bharat etc	3.3
15	Opportunities are provided for students to express their innate talents in cultural and sports activities	3.3
16	The students council of the institute has a prominent role in the bodies/affairs related to student community	3.2
	OVERALL STUDENTS SATISFACTION ON OPPORTUNITIES PROVIDED FOR SKILL ENHANCEMENT AND GROWTH	3.3

Overall 3.3 out of 4.0 was graded by the students for the opportunities provided by the Institute in enhancing growth towards skill development, which helped the students to establish a strong foundation towards the thriving future.

Suggestions/ Observations

S. No	Question	CGPA 0-4
1	The infrastructural facility of the institute facilitate to the needs of differently abled persons (provision of ramps, Braille enabled elevators.)	3.3
2	The institute has been a forerunner in implementing green practice such as plastic- free campus, LED lamps, use of renewable energy etc	3.3
	OVERALL STUDENTS SATISFACTION ON INFRASTRUCTURAL FACILITIES	3.3

Overall 3.3 out of 4.0 was graded by the students for the Infrastructure facilities provided by the Institute, leading a strong evidence towards the improvement of better student outcomes, while reducing the dropout rates of students.

Concluding Remarks

Analysis of the Student satisfactory survey clearly implies the efficiency of the Institution in realizing/accomplishing the vision in empowering women through value based education. The orientation of the students, teachers, administrators and Institution as a whole, towards academic excellence is evident from the response of the students. The inference of the Student Satisfaction Survey will be made effective use in planning, implementing the future course of action in areas that demand specific attention and pursuance.