



**Avinashilingam Institute for Home Science and Higher Education for Women**  
(Deemed to be University under Category 'A' by MHRD, Estd. u/s 3 of UGC Act 1956)  
Re-accredited with 'A' Grade by NAAC. Recognized by UGC under Section 12B  
Coimbatore-641 043, Tamil Nadu, India

**Report on Annual Student Survey  
(2018-19)  
Undergraduate Students**



**Internal Quality Assurance Cell**

**Avinashilingam Institute for Home Science and Higher Education for Women**  
**Coimbatore –641043**

## Preface

The gateway to observe the students is through the Analysis Report generated at the time of admission. This adds a unique contribution by the institute towards creating intellectual capital needed to support Empowered Nation building process.

The students would fill in a form at the time of their admission and a database is created for both under graduates and post graduates. This data is subject to empirical analysis and the outcome of the analysis presents the full background of the students to enable the faculty members to chart out learning plans and design developmental models. This helps in bring about interventional and transformational changes in designing curricular and co-curricular components, Tutor- Ward system, ICT enabled Learning, Re-engineering program thus fortifying the institutional culture of seeking highest standards of quality.

**Prof. Premavathy Vijayan**

Vice-Chancellor & Chairman, IQAC

# Avinashilingam Institute for Home Science and Higher Education for Women

## Annual Analysis of Students - 2018 (Undergraduate)

### Executive Summary

- ✚ 54.52% of students belong to Coimbatore district
- ✚ 4.77% of students have already worked and made earnings.
- ✚ 4.27% of students have health issues.
- ✚ 99.93% of students have Aadhar Card.
- ✚ 19.84% of students studied SSLC in Govt. School.
- ✚ 28.16% of students studied SSLC in Tamil medium.
- ✚ 40.85% seek salary of Rs.25, 000 and more, 30.41% seek Rs.25,000 and 20.13% seek Rs.15,000 as minimum salary
- ✚ 55.50% own a laptop and 93.06% own mobile phones (95.56% smart phones)
- ✚ 17.65% seek NET training, 44.43% seek civil service training
- ✚ 68% of students plan to join for higher studies
- ✚ 49.34% of students are involved in social service/ charitable activities
- ✚ 95.35% of students are from Tamil Nadu
- ✚ 39.52% of students are from rural area
- ✚ 44.22% of students are first graduates
- ✚ 24.11% of students are single girl child.

# Avinashilingam Institute for Home Science and Higher Education for Women

## ANNUAL STUDENT SURVEY 2018

### Under Graduate Students

#### ❖ A. GENERAL

Variables	%
<b>Age</b>	
17	1.96
18	49.97
Above 18	48.07
<b>District</b>	
Coimbatore	54.52
Salem	2.67
Karur	3.08
Erode	3.85
Nilgiris	8.48
Tirupur	6.52
Chennai	0.77
Madurai	2.59
Others	17.52
<b>Marital Status</b>	
Married	1.33
Unmarried	98.67
<b>Nationality</b>	
Indian	100
Other	0
<b>Religion</b>	
Hindu	87.62
Christian	4.82
Muslim	7.42
Other	0.14
<b>State</b>	
Tamil Nadu	95.35
Kerala	3.72
Karnataka	0.79
Andhra Pradesh	0
Manipur	0.14
Other	0

---

<b>Community</b>	
BC	35.45
OBC	34.13
MBC	9.73
SC	10.93
ST	1.12
OC	7.80
Other	0.84
<b>Mother Tongue</b>	
Tamil	76.18
Malayalam	5.96
Telugu	8.27
Kannada	5.81
Manipuri	0.35
Other	3.43
<b>Blood group</b>	
O+	37.21
O-	1.89
A+	18.15
A-	3.64
B+	29.72
B-	2.10
AB+	6.24
AB-	1.05
<b>Differently abled</b>	
Yes	0.64
No	99.36
<b>Ex-service man ward</b>	
Yes	1.06
No	98.94
<b>Area</b>	
Rural	39.52
Urban	60.58
<b>Hostel</b>	
Yes	37.28
No	62.72

---

---

**First graduate in the family?**

Yes	44.22
No	55.78

**Single girl child**

Yes	24.11
No	75.89

**Language chosen**

Tamil	86.13
Hindi	1.40
French	12.47

**IV Component**

NSS	78.84
NCC	4.28
Sports	16.88

**Income**

< 1 lakh	71.28
< 2 lakh	17.23
< 3 lakh	4.20
> 3 lakh	7.29

**Distance from the place of residence to University**

Up to 25 KM	48.35
25 KM-50 KM	16.47
50 KM-75 KM	5.04
75 KM-100 KM	2.10
Above 100 KM	6.52
No response	21.52

**How do you propose to travel**

Bus	46.33
University bus	3.94
Train	6.33
Own Vehicle	6.38
Walk	37.02

---

## ❖ B. SOCIAL & FAMILY BACKGROUND

Variables	%
<b>Mother's Profession</b>	
Government Servant	4.62
Private job	13.81
Retired	0.42
Self-employed	9.11
Not employed	66.36
No response	5.68
<b>Father's Profession</b>	
Government Servant	7.43
Private job	36.22
Retired	1.46
Self-employed	48.35
Not employed	1.19
No response	5.35
<b>Education of Mother</b>	
10 <sup>th</sup> Std	35.45
12 <sup>th</sup>	20.53
Bachelors	12.75
PhD/ Masters	5.60
Other	12.61
No response	13.03
<b>Education of Father</b>	
10 <sup>th</sup> Std	34.06
12 <sup>th</sup>	19.34
Bachelors	14.29
PhD/ Masters	5.89
Other	13.59
No response	12.83
<b>Siblings</b>	
0	11.70
1	69.09
2	15.98
3 & more	12.80
No response	0.43
<b>Who finances your education</b>	
Father	52.34
Mother	6.93
Parents	38.12
Self	0.49
Others	1.63
No response	0.49

---

**Have you already worked and made earnings:**

Yes	4.77
No	93.55
No response	1.68

**Do you have any health problem:**

Yes	4.27
No	87.53
No response	8.20

**Do you own a vehicle:**

Yes	12.54
No	84.57
No response	2.59

**Do you wear spectacles:**

Yes	28.80
No	69.09
No response	2.11

**Are you a vegan:**

Yes	15.98
No	18.02
No response	0

**Do you have an Aadhar card:**

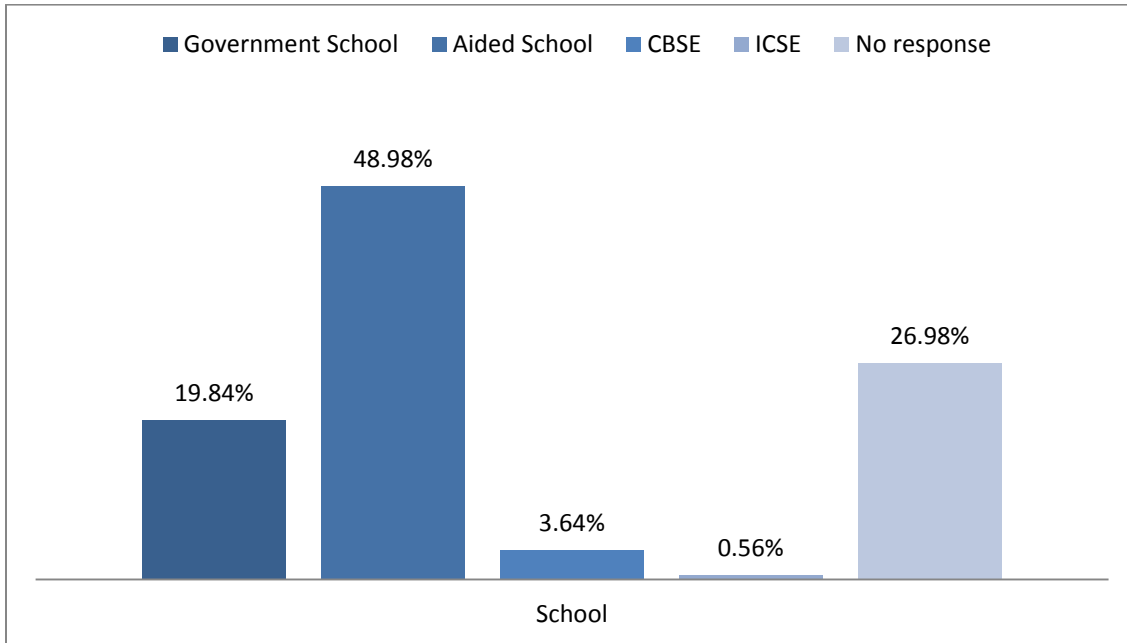
Yes	99.93
No	0.07
No response	0

---

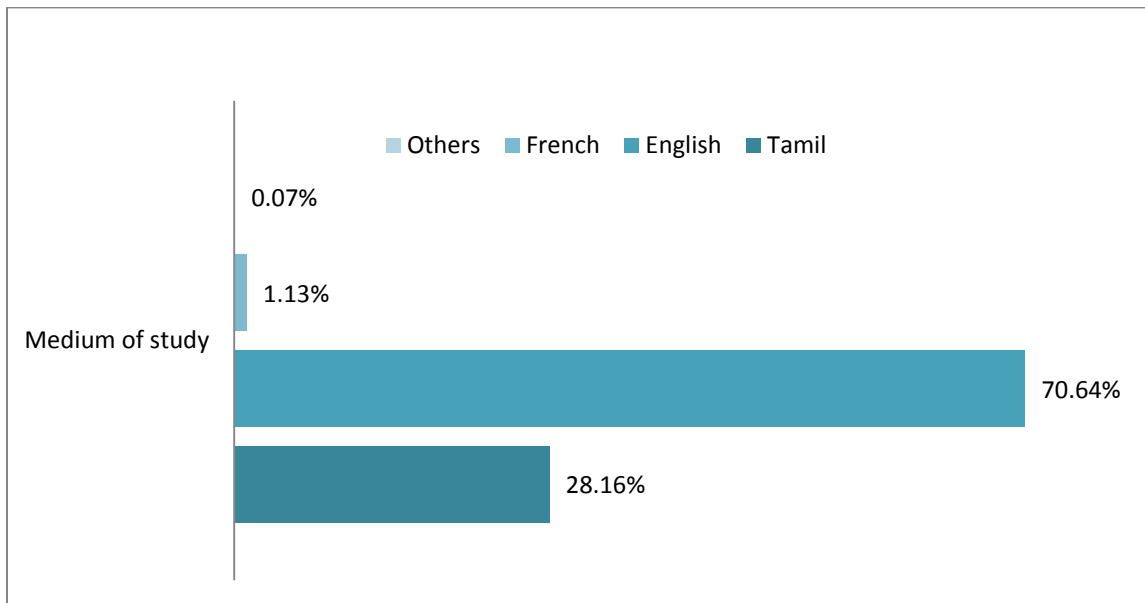


## ❖ C. Educational Background

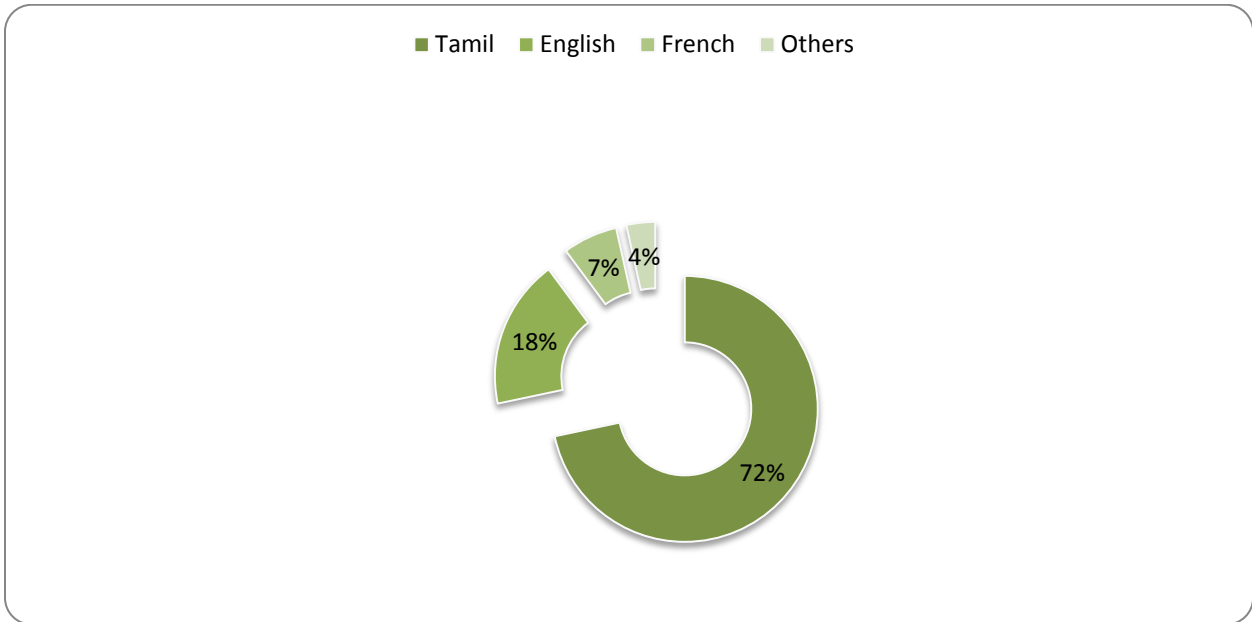
### 1. 12<sup>th</sup> Std. Schooling



### 2. Medium of study



### 3. Language chosen in 12<sup>th</sup> Std.



#### ❖ D. ADMISSION PROCESS

Variables	%
<b>What made you join this institute</b>	
Own choice	23.76
Parents advice	59.00
Classmate's advice	2.17
Teachers advice	2.17
Based on other	11.22
No response	1.68
<b>How did you know about the UG programme of this Institute</b>	
Newspaper	1.05
ADU website	24.03
Other website	6.24
Word of mouth	49.68
Social media	3.08
Other	14.78
No response	1.14
<b>Was this Institute your first choice for UG studies</b>	
Yes	55.71
No	43.66
No response	0.63

---

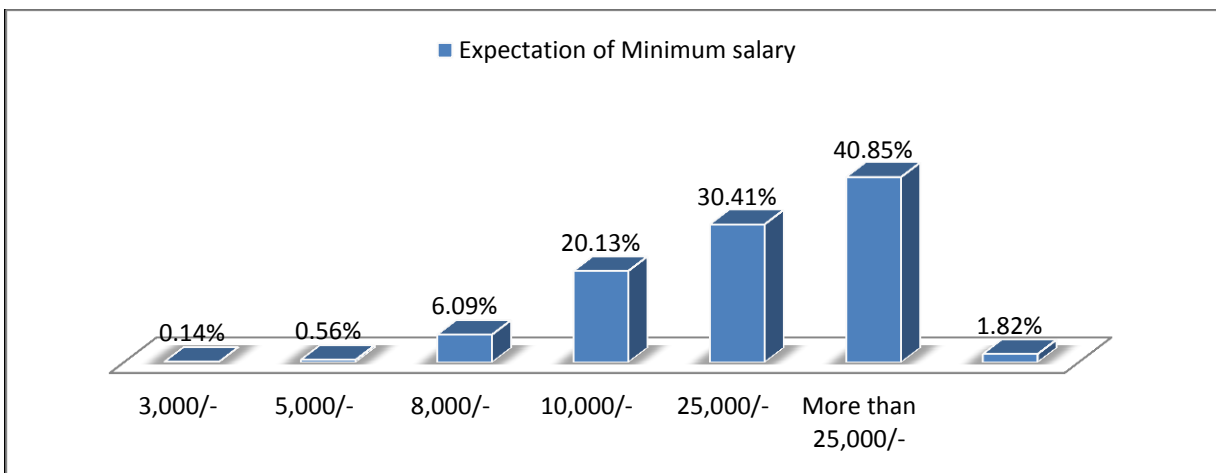
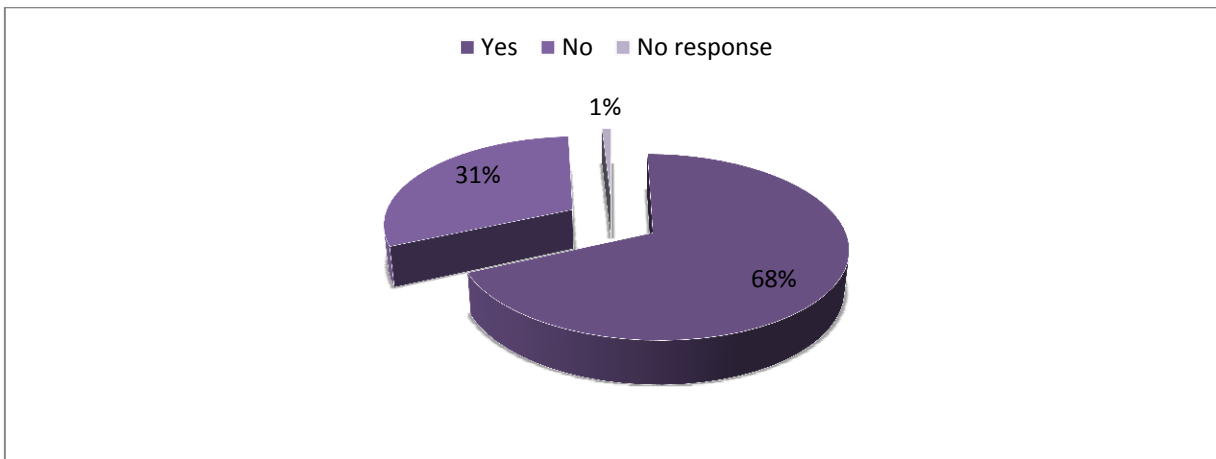
**Do you think this institute is an excellent institution**

Yes	84.02
No	9.11
No response	6.87

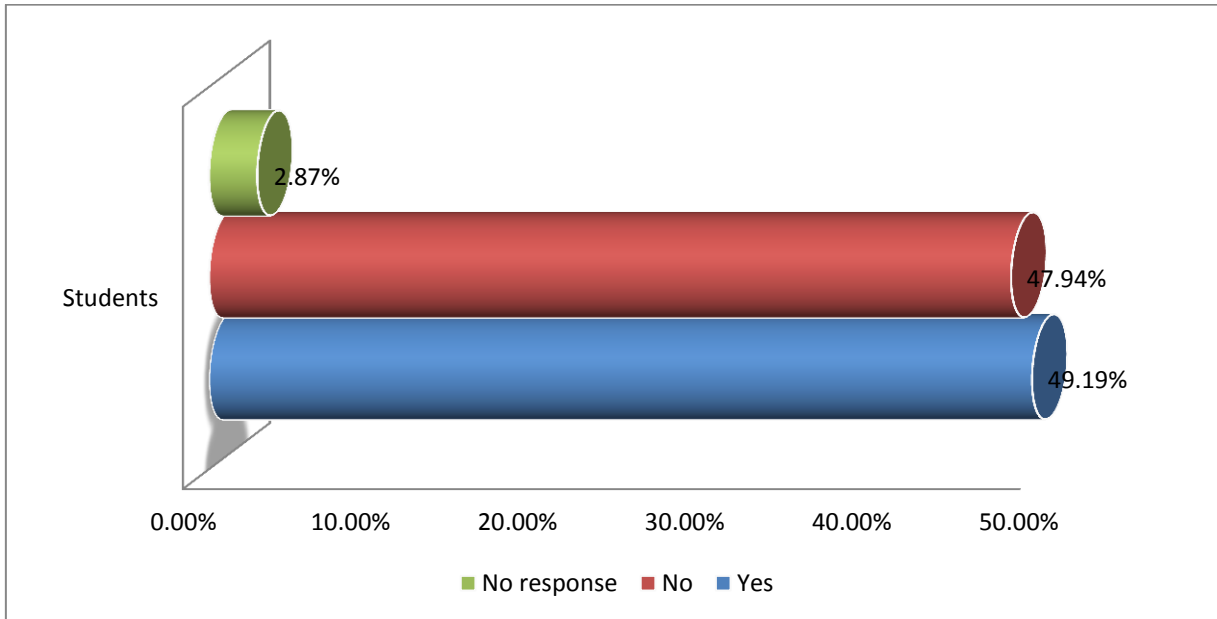
**Did you apply to other Institute / University**

Yes	36.44
No	62.64
No response	0.92

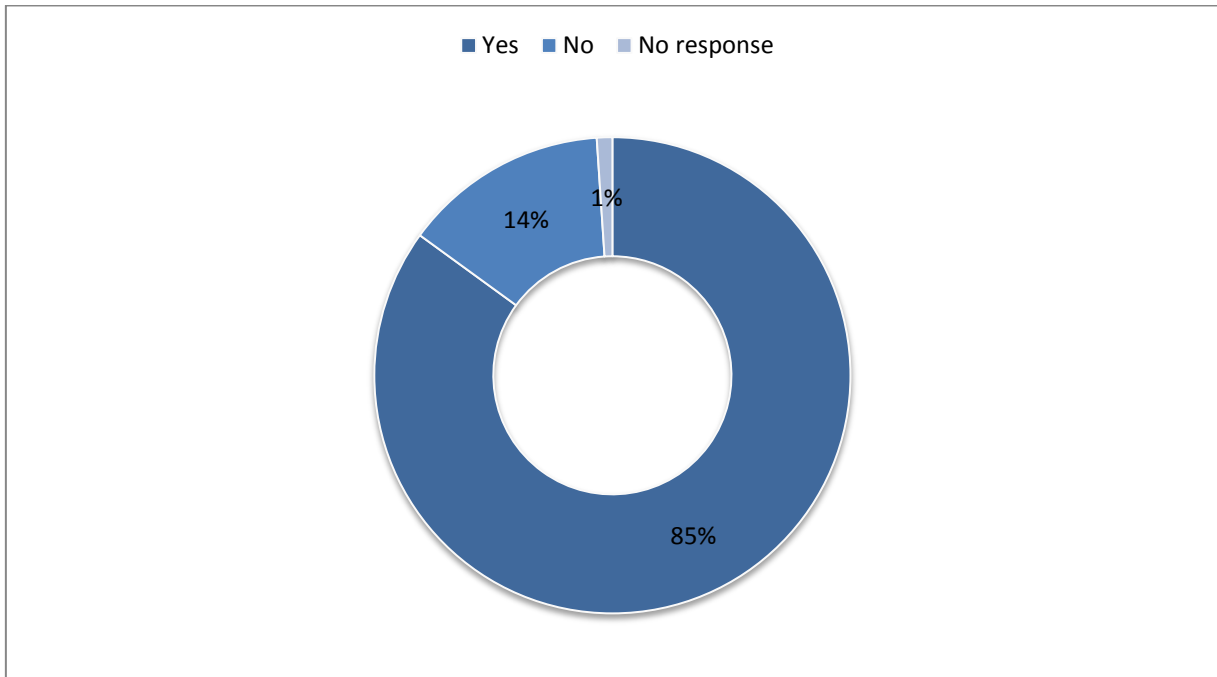
---

**❖ E. HIGHER STUDIES & CAREER****1. When you get a job, what is the minimum salary that you expect?****2. Do you plan to join for higher studies?**

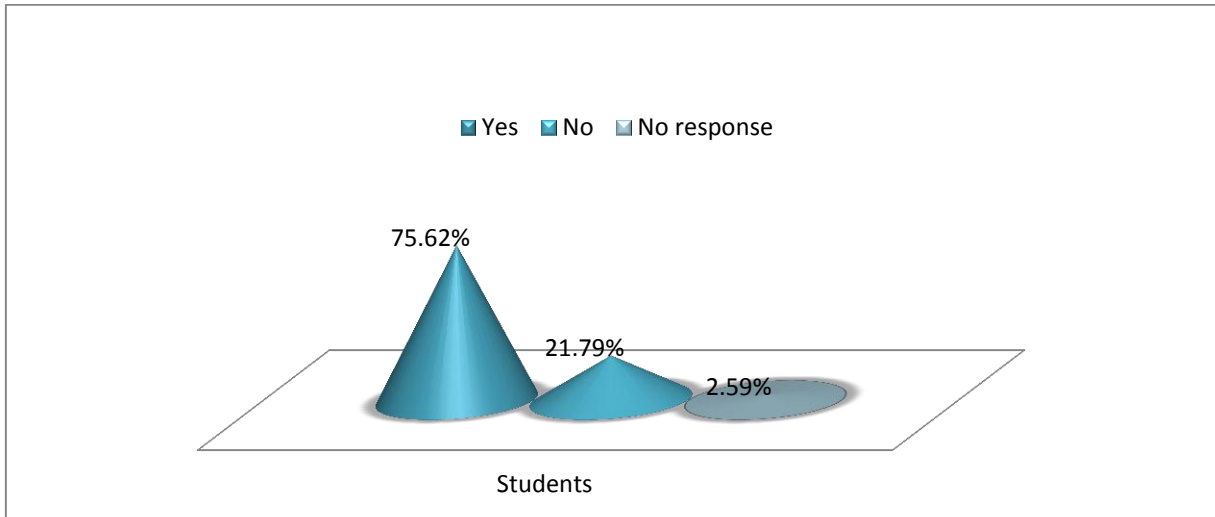
### 3. Will you try for Civil Service?



### 4. Are you confident to face interviews?



## 5. Have you registered in Employment Exchange?



## ❖ F. TECHNOLOGY USE

Variables	%
<b>Which social media account(s) you regularly use</b>	
Facebook	5.20
Google+	13.83
Whatsapp	75.75
Academia.edu	1.04
LinkedIn	0.36
Twitter	0.73
Research Gate	0.98
No response	2.08
<b>Do you own a mobile</b>	
Yes	93.06
No	6.94
No response	0
<b>Is the mobile a smart phone</b>	
Yes	95.56
No	4.44
No response	0
<b>Do you have more than one email</b>	
Yes	35.18
No	64.61
No response	0.21

<b>Do you have a website/ blog</b>	
Yes	6.73
No	92.99
No response	0.28
<b>Do you have a bank account</b>	
Yes	87.18
No	12.61
No response	0.21
<b>Is it internet banking enabled</b>	
Yes	38.67
No	61.25
No response	0.08
<b>Do you own a laptop/desktop</b>	
Yes	55.50
No	44.57
No response	0.28
<b>If yes, name the OS</b>	
Linux	11.94
Windows	87.43
No response	0.63

## ❖ G. YOUTH ACTIVITIES

Variables	%
<b>Do you plan to take part in KalaiVizha as a contestant</b>	
Yes	45.76
No	50.67
No response	3.53
<b>If Yes, Which Item:</b>	
Music	4.27
Essay writing	8.19
Dance	18.71
Group items	10.30
Others	10.86
No response	11.28
<b>Do you practice Yoga</b>	
Yes	60.26
No	39.46
No response	0.28

---

**Have you represented school in any sporting event**

Yes	38.33
No	61.03
No response	0.63

**Sports item that you are most interested in**

Football	5.74
Badminton	21.37
Cricket	10.09
Chess	10.30
Others	34.82
No response	8.19

**Have you ever donated Blood**

Yes	6.09
No	93.21
No response	0.70

**Are you involved in any social service/charitable activities**

Yes	49.34
No	49.68
No response	0.98

**Would you wish to start a company of your own if the  
Institute gives you space & support**

Yes	46.47
No	50.94
No response	2.59

**According to you biggest two threats for the society are:**

Pesticide in food	18.57
Communication	6.16
Corruption	47.02
Terrorism	18.43
Waste disposal	14.71
Environmental pollution	34.19
Others	4.90
No response	2.10

---

## ❖ H. SOFT SKILLS, ADDITIONAL SKILLS / TRAINING

Variables	%
<b>Which languages do you write:</b>	
Tamil	69.87
English	78.69
Malayalam	2.73
Hindi	9.90
Other	2.31
No response	3.71
<b>Which languages do you read:</b>	
Tamil	72.03
English	79.32
Malayalam	3.64
Hindi	10.72
Other	1.54
No response	3.36
<b>Which training do you require:</b>	
NET	17.65
CSIE/UGC	3.36
Civil Service	44.43
TOEFL	11.70
Other	16.95
No response	10.09
<b>What language you wish the lecturers in your Institute to give lecture in:</b>	
Malayalam	0
Mix of Tamil & English	77.79
English	22.00
Other	0.14
No response	0.07

## ❖ Confidence Level

Variable (Rate your confidence*)	Not at all confident (%)	Not very confident (%)	Moderately Confident (%)	Confident (%)	Very Confident (%)	No response (%)
In English Communication	0.57	4.34	30.84	44.84	12.97	6.44
In public speaking in your mother tongue	0.14	1.12	6.59	22.70	67.62	1.83
In public speaking in English	1.12	4.56	34.05	43.17	8.41	8.69
Self confidence	0.35	1.40	8.48	47.65	39.59	2.53
In arts and cultural activities	0.63	5.05	17.66	54.38	20.60	1.68