



## **Avinashilingam Institute for Home Science and Higher Education for Women**

Deemed to be University Estd. u/s 3 of UGC Act 1956, Category A by MHRD  
Re-accredited with 'A++' Grade by NAAC, CGPA 3.65/4, Category I by UGC  
Coimbatore-641 043, Tamil Nadu, India

# **Annual Accounts and Audit Report FY 2022-23**





**Avinashilingam Institute for Home Science and Higher Education for Women**

(Deemed to be University Estd. u/s 3 of UGC Act 1956, Category A by MHRD)

Re-accredited with A++ Grade by NAAC. CGPA 3.65/4, Category I by UGC

Coimbatore - 641 043, Tamil Nadu, India

# **Annual Accounts and Audit Report**

## **FY 2022-23**



**Avinashilingam Institute for Home Science And Higher Education For  
Women, Coimbatore-641043**

**Annual Accounts FY 2022-23**

**INDEX**

Sch. No.	Particulars	Page No.
	<b>C&amp;AG Audit Report</b>	-
	<b>Annual Accounts</b>	
	<b>Utilization Certificate</b>	<b>1-2</b>
	<b>Consolidated Balance Sheet</b>	<b>3</b>
	<b>Income and Expenditure Account- Non Plan</b>	<b>4</b>
	<b>Consolidated Income and Expenditure Account</b>	<b>5</b>
<b>1</b>	<b>Corpus/Capital Fund</b>	<b>6</b>
<b>2</b>	<b>Designated/Earmarked/Endowment Funds</b>	<b>7</b>
<b>2</b>	<b>Details for Sch -2 - Designated Fund</b>	<b>8</b>
<b>2-a</b>	<b>Endowment Funds</b>	<b>9-13</b>
<b>3</b>	<b>Current Liabilities &amp; Provisions</b>	<b>14</b>
<b>3 (a)</b>	<b>Sponsored Project</b>	<b>15-18</b>
<b>3 (b)</b>	<b>Sponsored Fellowships and Scholarships</b>	<b>19</b>
<b>4</b>	<b>Fixed Assets</b>	<b>20-24</b>
<b>5</b>	<b>Investments</b>	<b>25</b>
<b>5</b>	<b>Details for Investment</b>	<b>26-30</b>
<b>6</b>	<b>Investments – Others</b>	<b>25</b>
<b>7</b>	<b>Current Assets</b>	<b>31</b>
<b>7(a)</b>	<b>Bank Balances –Annexure (Details)</b>	<b>32-34</b>
<b>8</b>	<b>Loans, Advances &amp; Deposits</b>	<b>35-36</b>
<b>8-(a)</b>	<b>Loans, Advances &amp; Deposits – Designated Funds</b>	<b>37</b>



<b>Sch. No.</b>	<b>Particulars</b>	<b>Page No.</b>
<b>9</b>	<b>Academic Receipts –Non-Plan</b>	<b>38</b>
	<b>Other Accounts</b>	<b>47</b>
	<b>Designated Funds</b>	<b>54</b>
<b>10</b>	<b>Grants/Subsidies - Non Plan</b>	<b>39</b>
<b>11</b>	<b>Income from Investments–Non-Plan</b>	<b>40</b>
	<b>Other Accounts</b>	<b>48</b>
	<b>Designated Funds</b>	<b>55</b>
<b>12</b>	<b>Interest Earned – Non-Plan</b>	<b>40</b>
	<b>Other Accounts</b>	<b>48</b>
	<b>Designated Funds</b>	<b>55</b>
<b>13</b>	<b>Other Income– Non-Plan</b>	<b>41</b>
	<b>Other Accounts</b>	<b>48</b>
	<b>Designated Funds</b>	<b>56</b>
<b>14</b>	<b>Prior Period Income - Non-Plan</b>	<b>42</b>
	<b>Other Accounts</b>	<b>49</b>
	<b>Designated Funds</b>	<b>57</b>
<b>15</b>	<b>Staff Payments &amp; Benefits (Establishment Expenses) –</b>	
	<b>Non-Plan</b>	<b>42</b>
	<b>Other Accounts</b>	<b>49</b>
	<b>Designated Funds</b>	<b>57</b>
<b>16</b>	<b>Academic Expenses–Non-Plan</b>	<b>43</b>
	<b>Other Accounts</b>	<b>50</b>
	<b>Designated Funds</b>	<b>58</b>
<b>17</b>	<b>Administrative and General Expenses–Non-Plan</b>	<b>44</b>
	<b>Other Accounts</b>	<b>51</b>
	<b>Designated Funds</b>	<b>59</b>
<b>18</b>	<b>Transportation Expenses–Non-Plan</b>	<b>45</b>
	<b>Other Accounts</b>	<b>52</b>
	<b>Designated Funds</b>	<b>60</b>
<b>19</b>	<b>Repair &amp; Maintenance–Non-Plan</b>	<b>45</b>
	<b>Other Accounts</b>	<b>52</b>
	<b>Designated Funds</b>	<b>60</b>

<b>Sch. No.</b>	<b>Particulars</b>	<b>Page No.</b>
<b>20</b>	<b>Finance Cost–Non-Plan</b>	<b>46</b>
	<b>Other Accounts</b>	<b>52</b>
	<b>Designated Funds</b>	<b>61</b>
<b>21</b>	<b>Other Expenses–Non-Plan</b>	<b>46</b>
	<b>Other Accounts</b>	<b>53</b>
	<b>Designated Funds</b>	<b>61</b>
<b>22</b>	<b>Prior Period Expenses–Non-Plan</b>	<b>46</b>
	<b>Other Accounts</b>	<b>53</b>
	<b>Designated Funds</b>	<b>61</b>
	<b>Balance sheet – Designated</b>	<b>62</b>
	<b>Income and Expenditure – Designated</b>	<b>63</b>
	<b>Balance sheet – Self Finance</b>	<b>64</b>
	<b>Income and Expenditure – Self Finance</b>	<b>65-67</b>
	<b>Balance sheet – Engineering</b>	<b>68</b>
	<b>Income and Expenditure – Engineering</b>	<b>69-71</b>
	<b>Consolidated Receipts &amp; Payment Accounts</b>	<b>72-73</b>
	<b>GPF- Balance sheet &amp; Income / Expenditure Account</b>	<b>74</b>
	<b>New Pension Scheme – Balance sheet &amp; Income / Expenditure Account</b>	<b>75</b>
<b>23</b>	<b>Significant Accounting Policies</b>	<b>76-80</b>
<b>24</b>	<b>Contingent Liabilities and Notes to Accounts</b>	<b>81-83</b>
<b>4</b>	<b>Fixed Assets - Projects</b>	<b>84</b>



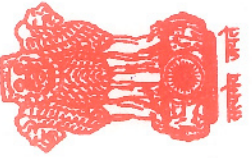


**Avinashilingam Institute for Home Science and Higher Education for Women**  
(Deemed to be University Estd. u/s 3 of UGC Act 1956, Category A by MHRD)  
Re-accredited with A++ Grade by NAAC. CGPA 3.65/4, Category I by UGC  
Coimbatore - 641 043, Tamil Nadu, India

# **C&AG Audit Report**

## **FY 2022-23**





महानिदेशक लेखापरीक्षा (केंद्रीय) चेन्नै का कार्यालय  
लेखापरीक्षा भवन, 361, अण्णा सालै, तेनाम्पेट, चेन्नै - 600 018.

**OFFICE OF THE DIRECTOR GENERAL OF AUDIT (CENTRAL)**  
Chennai

"LEKHA PARIKSHA BHAVAN", 361, Anna Salai, Teynampet, Chennai - 600 018.

No. DGA (C)/CE/VIII/28-122/23-24

Date: .04.2024

To

The Secretary to Government of India,  
Ministry of Education,  
Department of Higher Education,  
Shastri Bhawan,  
New Delhi - 110 001.

Sir,

**Sub:** Separate Audit Report on the accounts of the Avinashilingam Institute for Home Science and Higher Education for Women (Deemed to be University), Coimbatore for the year 2022-23.

I forward herewith the Separate Audit Report on the accounts of Avinashilingam Institute for Home Science and Higher Education for Women (Deemed to be University), Coimbatore for the year 2022-23 along with the statement of accounts. The dates of presentation of the accounts with Separate Audit Report to Parliament may kindly be intimated to this office.

The receipt of this letter with enclosures may kindly be acknowledged.

Yours faithfully,

Encl: As above.

Sd/-

Director(Central Expenditure)

No. DGA(C)/CE/VIII/28-122/23-24/03

Date: 17.04.2024

Copy of the Separate Audit Report of Avinashilingam Institute for Home Science and Higher Education for Women (Deemed to be University), Coimbatore for the year 2022-23 is forwarded to the Vice Chancellor, Avinashilingam Institute for Home Science and Higher Education for Women (Deemed to be University), Coimbatore. It is requested to furnish one copy of the Hindi /English version of the Audit Report and Annual Report as presented to Parliament at an early date..It is also requested to furnish the dates of presentation of the accounts to Parliament for the years 2021-22 and 2022-23. **Approval of the competent authority may be obtained for the Revised Annual Accounts of 2022-23 and the Minutes of the meeting be forwarded at the earliest.**



**Director (Central Expenditure)**



**Separate Audit Report of the Comptroller & Auditor General of India on the Accounts of Avinashilingam Institute for Home Science and Higher Education for Women (Deemed to be University), Coimbatore for the year ended 31 March 2023.**

We have audited the attached Balance Sheet of the Avinashilingam Institute for Home Science and Higher Education for Women (Deemed to be University), Coimbatore as at 31 March 2023, Income & Expenditure Account and Receipts and Payments Account for the year ended on that date under Section 20(1) of the Comptroller & Auditor General's (Duties, Powers & Conditions of Service) Act, 1971. The audit has been entrusted for the period up to 2025-26. These financial statements are the responsibility of the University's management. Our responsibility is to express an opinion on these financial statements based on our audit.

2. This Separate Audit Report contains the comments of the Comptroller & Auditor General of India (C&AG) on the accounting treatment only with regard to classification, conformity with the best accounting practices, accounting standards, disclosure norms, etc. Audit observations on financial transactions with regard to compliance with the Law, Rules & Regulations (Propriety and Regularity) and efficiency-cum performance aspects, etc., if any, are reported through Inspection Report/ CAG's Audit Reports separately.

3. We have conducted our audit in accordance with auditing standards generally accepted in India. These standards require that we plan and perform the audit to obtain reasonable assurance about whether the financial statements are free from material mis-statements. An audit includes examining, on a test basis, evidences supporting the amounts and disclosures in the financial statement. An audit also includes assessing the accounting principles used and significant estimates made by management, as well as evaluating the overall presentation of financial statements. We believe that our audit provides a reasonable basis for our opinion.

4. Based on our audit, we report that:

i) We have obtained all the information and explanations, which to the best of our knowledge and belief were necessary for the purpose of our audit.

ii) The Balance Sheet, Income & Expenditure Account and Receipts and Payments Account dealt with by this report have been drawn up in the format approved by the Ministry of Education.

iii) In our opinion, proper books of accounts and other relevant records have been maintained by the Avinashilingam Institute for Home Science and Higher Education for Women (Deemed to be University), Coimbatore as required under rules and regulations of the Institute in so far as it appears from our examination of such books.



iv) We further report that:

**A. Balance Sheet**

**(i) Application of Funds – Loans, Advances & Deposits – ₹39.18 crore**

The Institute adjusted the excess Non-Plan expenditure of 2021-22 amounting to ₹11.09 crore against Grant of ₹69.65 crore received (Schedule-10) for the current year 2022-23 without any proper request / sanction of the competent authority. This practice has resulted in wrong exhibition of Grants receivable from UGC for ₹9.75 crore (Schedule-10) after accounting the current year expenditure of ₹68.31 crore. The incorrect exhibition resulted in overstatement of Loans, Advances & deposits (Grants Receivable) by ₹9.75 crore with corresponding understatement of Current Liabilities & provisions (unutilised grant) by ₹1.34 crore and overstatement of income / Capital Fund by ₹11.09 crore.

**B. General**

Accounting Policy 6 of the Schedule of Significant Policies states that as the UGC is releasing funds on the basis of actual payments to be made, no provision has been made for retirement benefits. This policy is in contravention of the Format of Accounts prescribed by Ministry of Education and Accounting Standard 15 issued by ICAI which states that provision for retirement benefits should be made on actuarial valuation basis.

**C. Effect of Revision of Accounts**

The accounts of the Institute were revised based on the audit observations. As a result of revision of accounts, the Assets/ Liabilities decreased by ₹0.56 crore and the excess of expenditure over income (deficit) increased by ₹0.86 crore.

**D. Grants in aid**

Out of the grants-in-aid of ₹69.64 crore received for the year, the Institute utilised the entire sum, leaving a NIL balance as unutilised grants as on 31 March 2023.

**E. Management Letter**

Deficiencies which have not been included in the Separate Audit Report have been brought to the notice of Avinashilingam Institute for Home Science and Higher Education for Women (Deemed to be University), Coimbatore through a Management Letter issued separately for remedial /corrective action.

v) Subject to our observations in the preceding paragraphs, we report that the Balance Sheet, Income & Expenditure Account and Receipts and Payments Account dealt with by this report are in agreement with the books of accounts.

vi) In our opinion and to the best of our information and according to the explanations given to us, the said financial statements read together with the Accounting Policies and Notes on Accounts, and subject to the significant matters stated above and other matters



mentioned in Annexure to this Audit Report, give a true and fair view in conformity with accounting principles generally accepted in India.

- a. In so far as it relates to the Balance Sheet, of the state of affairs of the Avinashilingam Institute for Home Science and Higher Education for Women (Deemed to be University), Coimbatore as at 31 March 2023; and
- b. In so far as it relates to the Income & Expenditure Account of the deficit for the year ended on that date.

Place: Chennai  
Date: .04.2024

For and on behalf of the C&AG of India

  
Director General of Audit (Central) Chennai

## Annexure

**1. Adequacy of Internal Audit System:**

Internal Audit was conducted by Ministry of Education for the year 2021-22

**2. Adequacy of Internal Control System:**

Inadequate to the extent of non-conduct of Internal Audit for the year 2022-23.

**3. System of Physical verification of fixed assets**

Physical verification of fixed assets was conducted for the year 2022-23.

**4 System of Physical Verification of Inventory**

Physical verification of inventory was conducted for the year 2022-23.

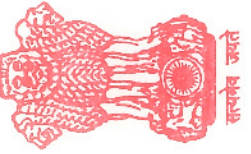
**5 Regularity in payment of statutory dues**

Institute is regular in payment of statutory dues.



**Director (Central Expenditure)**





महानिदेशक लेखापरीक्षा (केंद्रीय) चेन्नै का कार्यालय  
लेखापरीक्षा भवन, 361, अण्णा सालै, तेनाम्पेट, चेन्नै - 600 018.

**OFFICE OF THE DIRECTOR GENERAL OF AUDIT (CENTRAL)  
Chennai**

"LEKHA PARIKSHA BHAVAN", 361, Anna Salai, Teynampet, Chennai - 600 018.

S.Ganesan, IA&AS

Director (Central Expenditure)

अ.स.पत्र क्रमांक / D.O.No. DGA(C)/CE/VIII/28-122/23-24/03

दिनांक / Date: 17 /04/2024

*Dear Madam,*

Please refer to the Separate Audit Report on the Annual Accounts of Avinashilingam Institute for Home Science and Higher Education for Women (Deemed to be University), Coimbatore for the year 2022-23 issued on 17.04.2024 wherein significant comments were included. In addition to that, I wish to bring the following deviations, noticed in accounting practices, to your kind notice for remedial action.

(i) The authority under which the Designated /Earmarked/Endowment funds exhibited in Schedule-2 were created and the purpose for which these funds are to be utilised are not available with the Institute. The assurance given that the guideline for operating the Corpus Fund, Fund, Endowment Fund and other Designated Fund will be placed before the ensuing Finance Committee/ Executive Council may be complied with.

(ii) The expenditure incurred under the head Repair and Maintenance is ₹1,72,17,889 but the Institute had exhibited ₹1,39,99,916 in Schedule-19 and the difference of ₹32,17,973 was exhibited in Schedule 8 as other current assets receivables - excess of non-salary expenditure. This practice is in contravention to the established accounting procedure. The incorrect exhibition had resulted in Understatement of expenditure by ₹32,17,973 and overstatement of Receivable by the same amount.

*Wam Raghav*

Yours sincerely,

*Wam Raghav*

**Dr.V.Bharathi Harishankar, Ph.D., FRSA**

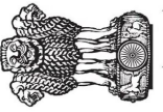
Vice Chancellor

Avinashilingam Institute for Home Science and Higher Education for Women  
Coimbatore -641043.

दूरभाष / Phone : 2431 6400

फैक्स / Fax : 044 - 2433 8924

तार / E-mail : dgacchennai@cag.gov.in



सत्यमेव जयते

OFFICE OF THE DIRECTOR GENERAL OF AUDIT  
(CENTRAL), CHENNAI  
Lekha Pariksha Bhawan,  
361 Anna Salai,  
Teynampet,  
Chennai



लोकहितार्थं सर्वनिष्ठा  
Dedicated to Truth in Public Interest

To,

Ltr No: DD/CE Wing/2024-2025/DIS-1652064

Date: 17 Apr 2024

Vice Chancellor, Avinashilingam Institute for Home Science and Higher Education for Women (Deemed to be University), Coimbatore

Subject: Separate Audit Report on the accounts of the Avinashilingam Institute for Home Science and Higher Education for Women (Deemed to be University), Coimbatore for the year 2022-23

Sir/Madam,

Copy of the Separate Audit Report of Avinashilingam Institute for Home Science and Higher Education for Women (Deemed to be University), Coimbatore for the year 2022-23 is forwarded to the Vice Chancellor, Avinashilingam Institute for Home Science and Higher Education for Women (Deemed to be University), Coimbatore. It is requested to furnish one copy of the Hindi /English version of the Audit Report and Annual Report as presented to Parliament at an early date. It is also requested to furnish the dates of presentation of the accounts to Parliament for the years 2021-22 and 2022-23. Approval of the competent authority may be obtained for the Revised Annual Accounts of 2022-23 and the Minutes of the meeting be forwarded at the earliest

Yours faithfully,

Encls: As above

GANESAN S  
Deputy Director (Admin/CE)

Copy to:-

Ltr No : DD/CE Wing/2024-2025/DIS-1652064/C1

1 SAO

Ltr No : DD/CE Wing/2024-2025/DIS-1652064/C2

2 AAO





**Avinashilingam Institute for Home Science and Higher Education for Women**  
(Deemed to be University Estd. u/s 3 of UGC Act 1956, Category A by MHRD)  
Re-accredited with A++ Grade by NAAC. CGPA 3.65/4, Category I by UGC  
Coimbatore - 641 043, Tamil Nadu, India

# **Utilization Certificate**

## **FY 2022-23**





**AVINASHILINGAM INSTITUTE FOR HOME SCIENCE AND HIGHER EDUCATION FOR WOMEN  
COIMBATORE - 641043, TAMIL NADU**

GFR 12 - A

[See Rule 238(1)]

**Utilization Certificate for the Year 2022-23 In Respect of Maintenance Grant**

1. Name of the Scheme MAINTENANCE GRANT (NON PLAN) FOR THE YEAR 2022-23  
2. Whether Salary/ Recurring/ Creation of Capital Assets SALARY / PENSION / NON SALARY

3. Grants position at the beginning of the Financial year

(i) Cash in Bank/Previous Year deficit (-)110897856

(ii) Unadjusted Advances Nil

Total (-)110897856

4. Details of grants received, expenditure incurred and closing balances: (Actuals)

(Amount in Rs)

Unspent/Deficit Balances of Grants received years (Figure as at Sl.No.3 (iii))	Internal Receipts	Interest deposited back to the UGC	Grants received during the year		Total Available funds (1+2-3+4)	Expenditure incurred	Closing Balances (5-6)
1	2	3	4		5	6	7
			Sanction No & Date	Amount			
			<b>SALARY [OH36]/ [Head of A/c - 3 (A) 4 (36)]</b>				
			1-1/2022 (DU) DTD.06.06.2022	76,000,000			
			1-1/2022 (DU) DTD.08.07.2022	54,524,000			
			1-1/2022 (DU) DTD.22.08.2022	67,414,000			
			1-1/2022 (DU) DTD.30.09.2022	67,414,000			
			1-1/2022 (DU) DTD.11.11.2022	99,000,000			
(104,061,442)			1-1/2022 (DU) DTD.05.01.2023	210,000,000	505,290,558	500,736,154	4,554,404
			1-1/2022 (DU) DTD.07.01.2023	15,000,000			
			1-1/2022 (DU) DTD. 02.03.2023	20,000,000			
(104,061,442)	-	-	<b>SUB TOTAL -1</b>	<b>609,352,000</b>	<b>505,290,558</b>	<b>500,736,154</b>	<b>4,554,404</b>
1	2	3	4		5	6	7
			Sanction No & Date	Amount			
			<b>PENSION [OH31]/ [Head of A/c 3 (A) 4(31)]</b>				
			1-1/2022 (DU) DTD.06.06.2022	17,279,000			
			1-1/2022 (DU) DTD.08.07.2022	7,367,000			
			1-1/2022 (DU) DTD.22.08.2022	10,730,000			
			1-1/2022 (DU) DTD.30.09.2022	10,730,000			
(6,836,414)			1-1/2022 (DU) DTD.11.11.2022	5,000,000	80,269,586	182,321,808	(102,052,222)
			1-1/2022 (DU) DTD.05.01.2023	19,000,000			
			1-1/2022 (DU) DTD.07.01.2023	6,000,000			
			1-1/2022 (DU) DTD. 02.03.2023	6,000,000			
			1-1/2022 (DU) DTD. 24.03.2023	5,000,000			
(6,836,414)	-	-	<b>SUB TOTAL -2</b>	<b>87,106,000</b>	<b>80,269,586</b>	<b>182,321,808</b>	<b>(102,052,222)</b>
(110,897,856)			<b>MoE/UGC Grant</b>	<b>696,458,000</b>	<b>585,560,144</b>	<b>683,057,962</b>	<b>(97,497,818)</b>
			<b>NON SALARY [Head of A/c 3 (A) 4(31)]</b>				
5,643,155	70,919,584			-	76,562,739	78,515,233	(1,952,494)
5,643,155	70,919,584	-	<b>SUB TOTAL - 3</b>	<b>-</b>	<b>76,562,739</b>	<b>78,515,233</b>	<b>(1,952,494)</b>
(105,254,701)	70,919,584	-	<b>GRAND TOTAL (1+2+3)</b>	<b>696,458,000</b>	<b>662,122,883</b>	<b>761,573,195</b>	<b>- 99,450,312</b>

## Component wise Utilization of grants

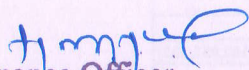
Heads	General	SC	ST	Total
Opening Balance	(81,572,393)	(15,788,205)	(7,894,103)	(105,254,701)
Grand-in-aid received	539,754,950	104,468,700	52,234,350	696,458,000
Other Internal Receipts	54,962,678	10,837,938	5,318,969	70,919,584
Total Funds available (1+2)	513,145,234	99,318,432	49,659,216	662,122,883
Expenditure incurred	590,219,226	114,235,979	57,117,990	761,573,195
Unspent Balance available (3-4)	(77,073,992)	(14,917,547)	(7,458,773)	(99,450,312)

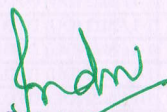
## Details of grants position at the end of the year

(i) Cash in Hand / Bank/Deficit B	(99,450,312)
(ii) Unadjusted advances	0
Total	(99,450,312)

## Certified that we have satisfied ourselves that the conditions on which grants sanctioned have been duly fulfilled and that we have exercised

- (i) The main accounts and other subsidiary accounts and registers (including assets registers) are maintained as prescribed in the relevant Act/Rules/Standing instructions (mention the Act/Rules) and have been duly audited by designated auditors. The figures depicted above tally with the audited figures mentioned in financial statements/ accounts.
- (ii) There exist internal controls for safeguarding public funds / assets, watching outcomes and achievements of physical targets against the financial inputs, ensuring quality in asset creation etc. & the periodic evaluation of internal controls is exercised to ensure their effectiveness.
- (iii) To the best of our knowledge and belief, no transactions have been entered that are in violation of relevant Act / Rules / Standing instruction and scheme guidelines.
- (iv) The responsibilities among the key functionaries for execution of the scheme have been assigned in clear terms and are not general in nature.
- (v) The benefits were extended to the intended beneficiaries and only such areas / districts were covered where the scheme was intended to operate.
- (vi) The expenditure on various components of the scheme was as per the purpose authorized as per the scheme guidelines and terms and conditions of the grants-in-aid.
- (vii) It has been ensured that the physical and financial performance under Salary / Recurring / Creation of Capital Assets has been according to the requirements, as prescribed in the guidelines issued by UGC and the performance / targets achieved for the year to which the Utilization of the fund resulted.

  
**Finance Officer**  
 Avinashilingam Institute for Home Science  
 and Higher Education for Women  
 (University Estd. u/s 3 of UGC Act 1956)  
 Coimbatore - 641 043.

  
**Registrar**  
 Avinashilingam Institute for Home Science  
 and Higher Education for Women  
 (University Estd. u/s 3 of UGC Act 1956)  
 Coimbatore - 641 043.



**Avinashilingam Institute for Home Science and Higher Education for Women**

(Deemed to be University Estd. u/s 3 of UGC Act 1956, Category A by MHRD)

Re-accredited with A++ Grade by NAAC. CGPA 3.65/4, Category I by UGC

Coimbatore - 641 043, Tamil Nadu, India

# **Annual Accounts**

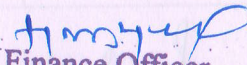
## **FY 2022-23**






**AVINASHILINGAM INSTITUTE FOR HOME SCIENCE AND HIGHER EDUCATION FOR WOMEN**  
**COIMBATORE -641043. TAMILNADU**  
**CONSOLIDATED BALANCE SHEET AS AT 31.03.2023**

Particulars	Sch	Non-Plan	Corpus Fund	General Fund	Endowment	Desig. Fund	Projects	Scholarship	Self Finance	Engineering	2022-23	2021-22
<b>SOURCES OF FUNDS</b>												
Corpus / Capital Fund	1	153,596,291									153,596,291	172,550,681
Designated/Earmarked Funds	2		34,407,009	103,661,445	36,792,112	212,438,595			406,975,253	751,057,899	1,545,332,312	1,423,640,667
Current Liabilities & Provisions	3	194,757,202					30,208,721	876,527			225,842,450	357,959,156
<b>TOTAL</b>		<b>348,353,493</b>	<b>34,407,009</b>	<b>103,661,445</b>	<b>36,792,112</b>	<b>212,438,595</b>	<b>30,208,721</b>	<b>876,527</b>	<b>406,975,253</b>	<b>751,057,899</b>	<b>1,924,771,053</b>	<b>1,954,150,504</b>
<b>APPLICATION OF FUNDS</b>												
Fixed Assets:	4											
-Tangible Assets		143,131,564		30,854,850					228,035,539	240,188,299	642,210,252	620,861,865
-Intangible Assets		2,264,054		-					-	1,420,032	3,684,086	3,990,070
-Capital Work-In-Progress											-	-
Investments From Earmarked/ Endowment Funds											-	-
-Long Term		-	-	-	-	-	-	-	-	-	-	-
-Short term	5	-	24,783,073	28,512,020	34,100,795	76,656,644	3,269,299	-	104,722,171	414,393,181	686,437,183	467,550,108
Investments - Others	6	-	-	-	-	-	-	-	-	-	-	-
Current Assets	7	76,355,530	251,603	1,358,869	2,130,398	43,601,808	18,627,823	876,527	45,263,278	13,890,684	202,356,520	531,542,042
Loans, Advances & Deposits	8	126,602,345	9,372,333	42,935,706	560,919	92,180,143	8,311,599	-	28,954,264	81,165,703	390,083,011	330,206,419
<b>TOTAL</b>		<b>348,353,493</b>	<b>34,407,009</b>	<b>103,661,445</b>	<b>36,792,112</b>	<b>212,438,595</b>	<b>30,208,721</b>	<b>876,527</b>	<b>406,975,252</b>	<b>751,057,899</b>	<b>1,924,771,052</b>	<b>1,954,150,504</b>

  
**Finance Officer**  
Avinashilingam Institute for Home Science  
and Higher Education for Women  
(University Estd. u/s 3 of UGC Act 1956)  
Coimbatore - 641 043.

  
**Registrar**  
Avinashilingam Institute for Home Science  
and Higher Education for Women  
(University Estd. u/s 3 of UGC Act 1956)  
Coimbatore - 641 043.



**AVINASHILINGAM INSTITUTE FOR HOME SCIENCE AND HIGHER EDUCATION FOR WOMEN  
COIMBATORE -641043. TAMILNADU**

**INCOME AND EXPENDITURE ACCOUNT FOR THE YEAR ENDED 31.03.2023**

**Non-Plan- Maintenance Grant Account**

Particulars	Sch.	Non Plan 2022-23	Non Plan 2021-22
<b>INCOME:</b>			
Academic Receipts	9	58,413,315	55,827,350
Grants / Subsidies	10	683,057,962	734,692,055
Income from Investments	11	-	-
Interest Earned	12	2,331,424	1,449,374
Other Income	13	10,174,845	15,410,908
Prior Period Income	14	-	-
<b>Total (A)</b>		<b>753,977,546</b>	<b>807,379,687</b>
<b>EXPENDITURE:</b>			
Staff Payments & Benefits (Establishment expenses)	15	683,057,962	734,692,055
Academic Expenses	16	28,727,816	13,141,298
Administrative and General Expenses	17	20,565,263	18,316,466
Transportation Expenses	18	654,189	162,443
Repairs & Maintenance	19	17,217,889	24,734,073
Finance Costs	20	10,287	2,047
Depreciation	4	22,275,730	25,001,597
Other Expenses	21	-	-
Prior Period Expenses	22	422,800	1,307,058
<b>Total (B)</b>		<b>772,931,936</b>	<b>817,357,037</b>
<b>Balance being excess of Income over Expenditure (A-B)</b>		<b>(18,954,390)</b>	<b>(9,977,350)</b>
Being the excess of Income over Expenditure		753,977,546	807,379,687
<b>Total</b>			

*[Signature]*  
Finance Officer

Avinashilingam Institute for Home Science  
and Higher Education for Women  
(University Estd. u/s 3 of UGC Act 1956)  
Coimbatore - 641 043.


*[Signature]*  
Registrar


Avinashilingam Institute for Home Science  
and Higher Education for Women  
(University Estd. u/s 3 of UGC Act 1956)  
Coimbatore - 641 043.



AVINASHILINGAM INSTITUTE FOR HOME SCIENCE AND HIGHER EDUCATION FOR WOMEN  
COIMBATORE -641043. TAMILNADU  
CONSOLIDATED INCOME AND EXPENDITURE ACCOUNT FOR THE YEAR ENDED 31.03.2023

(Amount in Rs.)									
PARTICULARS	Sch.	Non-Plan	Corpus Fund	General Fund	Desig. Fund	Self Finance	Engineering	2022-23	2021-22
<b>INCOME</b>									
Academic Receipts	9	58,413,315	-	-	82,479,864	132,941,440	45,332,278	319,166,897	279,959,962
Grants / Subsidies	10	683,057,962						683,057,962	734,692,055
Income from Investments	11	-	1,537,183	495,199	2,061,059	5,414,390	22,756,087	32,263,918	26,041,085
Interest Earned	12	2,331,424	35,009	124,078	2,766,541	1,600,169	1,197,498	8,054,719	10,580,160
Other Income	13	10,174,845	7,609,031	41,892,371	4,365,607	6,510,843	1,294,262	71,846,959	21,454,066
Prior Period Income	14	-	-	-	-	-	-	-	-
<b>TOTAL</b>		<b>753,977,546</b>	<b>9,181,223</b>	<b>42,511,648</b>	<b>91,673,071</b>	<b>146,466,842</b>	<b>70,580,125</b>	<b>1,114,390,455</b>	<b>1,072,727,328</b>
<b>EXPENDITURE</b>									
Staff Payments & Benefits (Establishment expenses)	15	683,057,962	-	-	32,461,042	36,133,697	43,013,464	794,666,165	829,442,052
Academic Expenses	16	28,727,816	-	-	5,746,232	12,035,406	2,895,446	49,404,900	21,090,879
Administrative and General	17	20,565,263	-	-	49,909,484	9,693,158	7,813,377	87,981,282	38,498,335
Transportation Expenses	18	654,189	-	-	-	94,871	17,501	766,561	237,165
Repairs & Maintenance	19	17,217,889	-	763,211	743,490	9,491,101	14,993,971	43,209,662	59,509,090
Finance Costs	20	10,287	-	147	8,370	12,179	-	30,983	2,979
Depreciation	4	22,275,730	-	969,759	-	7,469,455	15,387,722	46,102,666	49,551,122
Other Expenses	21		-	-	708,353	1,065,483	-	1,773,836	406,120
Prior Period Expenses	22	422,800	-	-	-	-	-	422,800	1,307,058
<b>Total Expenditure</b>		<b>772,931,936</b>	<b>-</b>	<b>1,733,117</b>	<b>89,576,971</b>	<b>75,995,350</b>	<b>84,121,481</b>	<b>1,024,358,855</b>	<b>1,000,044,800</b>
<b>Balance being excess of Income over Expenditure</b>		<b>(18,954,390)</b>	<b>9,181,223</b>	<b>40,778,531</b>	<b>2,096,100</b>	<b>70,471,492</b>	<b>(13,541,356)</b>	<b>90,031,600</b>	<b>72,682,528</b>
<b>TOTAL</b>		<b>753,977,546</b>	<b>9,181,223</b>	<b>42,511,648</b>	<b>91,673,071</b>	<b>146,466,842</b>	<b>70,580,125</b>	<b>1,114,390,455</b>	<b>1,072,727,328</b>

  
**Finance Officer**  
Avinashilingam Institute for Home Science  
and Higher Education for Women  
(University Estd. u/s 3 of UGC Act 1956)  
Coimbatore - 641 043.

  
**Registrar**  
Avinashilingam Institute for Home Science  
and Higher Education for Women  
(University Estd. u/s 3 of UGC Act 1956)  
Coimbatore - 641 043.

**SCHEDULE 1- CORPUS / CAPITAL FUND****(Amount in Rs.)**

<b>Particulars</b>		<b>Non-Plan</b>	<b>2022-23</b>	<b>2021-22</b>
	<b>Balance at the</b>	172,550,681	<b>172,550,681</b>	182,528,031
Add:	Contribution towards Corpus/Capital Fund		-	
Add:	Grants from UGC, Government of India and State Government to the	-	-	-
Add:	Assets Purchased out of Earmarked Fund		-	
Add:	Assets Purchased out of Sponsored Project where ownership vests in the Institution		-	
Add:	Assets Donated / Gift Received		-	
Add:	Transferred from X and XI Plan accounts		-	
Add:	Excess of Income over Expenditure Transferred from the Income &	(18,954,390)	<b>(18,954,390)</b>	(9,977,350)
	<b>Total</b>	<b>153,596,291</b>	<b>153,596,291</b>	<b>172,550,681</b>
	Deduct Deficit transferred from the Income & Expenditure Account		-	
	Balance at the year end	<b>153,596,291</b>	<b>153,596,291</b>	<b>172,550,681</b>

**SCHEDULE 2 - DESIGNATED / EARMARKED / ENDOWMENT FUNDS****Fund wise Breakup****(Amount in Rs.)**

	Particulars	Corpus Fund	General Fund	Endowment Fund	Designated	Self Finance	Engg.	2022-23	2021-22
<b>A.</b>	<b>Opening Balance</b>	25,225,786	63,110,461	34,151,033	193,029,441	353,479,143	754,644,803	<b>1,423,640,667</b>	1,204,454,021
1	Additions during the year			1,194,850				<b>1,194,850</b>	1,406,001
2	Assets Purchased out of Earmarked Fund	-	-	-		47,176,489	10,234,755	<b>57,411,244</b>	11,866,382
3	Academic Receipts	-	-	-	82,479,864	132,941,440	45,332,278	<b>260,753,582</b>	224,132,612
4	Income from Investments made of the Funds	1,537,183	495,199	2,750,261	2,061,059	5,414,390	22,756,087	<b>35,014,179</b>	28,739,575
5	Interest on Savings Bank	35,009	124,078	-	2,766,541	1,600,169	1,197,498	<b>5,723,295</b>	9,130,786
6	Other Income	7,609,031	41,892,371	-	4,365,607	6,510,843	1,294,262	<b>61,672,114</b>	6,043,158
7	Refunded to UGC				- 1,757,032			<b>- 1,757,032</b>	
8	Deposits from students				- 2,414,124	166,300	- 770,150	<b>- 3,017,974</b>	27,627,411
9	Refunded to UGC							<b>-</b>	
10	EMD	-	37,000			31,800		<b>- 5,200</b>	37,000
11	Inter Unit account				21,317,006	- 20,399,420	6,666,810	<b>7,584,396</b>	92,434,969
12	Other Payables					- 24,985	- 23,910	<b>- 48,895</b>	102,322
13	Net Salary Payable				839,620	938,675	473,544	<b>2,251,839</b>	7,827,823
14	Outstanding Expenses			718,727	276,771	- 20,462	401,754	<b>1,376,790</b>	778,194
15	Security Deposits	-	159,882		- 410,656	2,277,344	- 496,197	<b>1,210,609</b>	4,589,621
16	Statutory Liabilities	-	30,665		- 17,492	450,927	58,257	<b>- 461,027</b>	978,599
17	Sundry Creditors				- 521,039	- 395,561	3,644,344	<b>2,727,744</b>	1,361,453
	<b>Total (A)</b>	<b>34,407,009</b>	<b>105,394,562</b>	<b>38,814,871</b>	<b>302,015,566</b>	<b>530,147,092</b>	<b>845,414,135</b>	<b>1,856,193,235</b>	<b>1,621,509,927</b>
<b>B.</b>	<b>Utilisation/Expenditure towards objectives of Funds</b>								
1	i) Capital Expenditure		-			47,176,489	10,234,755	<b>57,411,244</b>	11,866,382
2	ii) Revenue Expenditure		1,733,117	2,022,759	89,576,971	75,995,350	84,121,481	<b>253,449,678</b>	186,002,878
	<b>Total (B)</b>	<b>-</b>	<b>1,733,117</b>	<b>2,022,759</b>	<b>89,576,971</b>	<b>123,171,839</b>	<b>94,356,236</b>	<b>310,860,922</b>	<b>197,869,260</b>
	<b>Closing balance at the year end (A-B)</b>	<b>34,407,009</b>	<b>103,661,445</b>	<b>36,792,112</b>	<b>212,438,595</b>	<b>406,975,253</b>	<b>751,057,899</b>	<b>1,545,332,312</b>	<b>1,423,640,667</b>
	<b>Represented by</b>								
1	Bank Balances	251,603	1,358,869	2,130,398	43,601,808	45,263,278	13,890,684	<b>106,496,640</b>	319,181,364
2	Deposits		493,930		20,000	2,028,100	7,255,377	<b>9,797,407</b>	7,745,807
3	Fixed Assets		30,854,850			228,035,540	241,608,331	<b>500,498,721</b>	467,315,743
4	Inter Unit account	7,398,329	41,892,371		89,998,404	8,091,977	25,014,588	<b>172,395,669</b>	84,922,581
5	Interest Accrued	1,819,401	543,916	411,655	1,555,064	3,783,036	13,284,305	<b>21,397,377</b>	17,728,534
6	Investments	24,783,073	28,512,020	34,100,795	76,656,644	104,722,171	414,393,181	<b>683,167,884</b>	464,472,913
7	LIC annuity Investment						31,700,000	<b>31,700,000</b>	204,380
8	Loans and Advances				311,872	3,479,577	215,198	<b>4,006,647</b>	32,155,832
9	TCS Receivable					59,406		<b>59,406</b>	14,703
10	TDS Receivable	154,603	5,489	149,264	294,803	841,958	2,570,235	<b>4,016,352</b>	3,398,089
11	Tuition Fee Receivable					10,463,415	1,077,100	<b>11,540,515</b>	25,554,960
12	Prepaid Expenses					206,795	48,900	<b>255,695</b>	945,761
	<b>Total</b>	<b>34,407,009</b>	<b>103,661,445</b>	<b>36,792,112</b>	<b>212,438,595</b>	<b>406,975,253</b>	<b>751,057,899</b>	<b>1,545,332,313</b>	<b>1,423,640,667</b>

SCHEDULE 2 -DETAILS FOR DESIGNATED FUNDS											Amount in Rupees	
Particulars	Fund wise Breakup										Total	
	HBA	Avi. Free Working Lunch	Alumni Fee account	R & C	Exam-Gen Fund	Students Deposit Account	Students Fund Account	Deposits & Advances	Online Account	2022-23	2021-22	
<b>A. Opening Balance</b>	<b>1,701,682</b>	-	-	<b>20,467,634</b>	<b>68,766,199</b>			<b>101,035,044</b>	<b>1,058,882</b>	<b>193,029,441</b>	<b>125,560,309</b>	
1 Income transferred to other accounts										-	29,570,040	
2 Academic Receipts	-	-	-	2,069,365	-	-	80,408,749	1,750	-	<b>82,479,864</b>	62,872,188	
3 Income from Investments made of	16,661	3,164	-	1,272,962	-	-	302,495	465,777	-	<b>2,061,059</b>	1,458,566	
4 Interest on Savings Bank A/c	38,689	1,883	21,189	69,455	-	205,472	616,692	1,169,855	643,306	<b>2,766,541</b>	1,372,493	
5 Other Income	-	1,089,157	1,778,401	1,119,452	-	-	54	347,009	31,534	<b>4,365,607</b>	2,539,196	
6 Refunded to UGC	(1,757,032)									-	<b>1,757,032</b>	
7 Deposits from		-	-	-	-	12,050,450	24,825	14,489,399	-	-	<b>2,414,124</b>	14,534,143
8 Inter Unit account		-	-	833,412	13,569,968	260,412	63,667,946	27,823,930	384,042	<b>21,317,006</b>	46,752,255	
9 Net Salary Payable		-	-	6,250	158,863	-	2,351,434	1,676,927	-	<b>839,620</b>	2,401,635	
10 Outstanding		-	-	-	47,051	-	23,822	300,000	-	<b>276,771</b>	530,880	
11 Security Deposits		-	-	-	5,399	-	-	405,257	-	-	<b>410,656</b>	2,582,942
12 Statutory Liabilities		4,914	-	6,432	15,217	-	229,653	243,274	-	-	<b>17,492</b>	292,967
13 Sundry Creditors		-	-	-	492,406	-	267	28,900	-	-	<b>521,039</b>	558,719
<b>Total (A)</b>	<b>-</b>	<b>1,099,118</b>	<b>1,799,590</b>	<b>24,178,138</b>	<b>54,795,021</b>	<b>12,516,334</b>	<b>147,625,937</b>	<b>58,651,748</b>	<b>1,349,680</b>	<b>302,015,566</b>	<b>231,886,253</b>	
<b>B Utilisation/Expenditure towards</b>												
1 i) Capital												
2 ii) Revenue	-	671,250	183,544	4,531,234	-	205,472	81,327,990	1,982,641	674,840	<b>89,576,971</b>	38,856,812	
<b>Total (B)</b>	<b>-</b>	<b>671,250</b>	<b>183,544</b>	<b>4,531,234</b>	<b>-</b>	<b>205,472</b>	<b>81,327,990</b>	<b>1,982,641</b>	<b>674,840</b>	<b>89,576,971</b>	<b>38,856,812</b>	
<b>Closing balance at the year end (A-B)</b>		<b>427,868</b>	<b>1,616,046</b>	<b>19,646,904</b>	<b>54,795,021</b>	<b>12,310,862</b>	<b>66,297,947</b>	<b>56,669,107</b>	<b>674,840</b>	<b>212,438,595</b>	<b>193,029,441</b>	
<b>Represented by</b>												
1 Bank Balances	-	174,704	1,022,596	1,318,703	6,683,929	10,381,862	8,064,292	15,280,882	674,840	<b>43,601,808</b>	157,785,299	
2 Deposits	-	-	-	-	2,000	-	-	18,000	-	<b>20,000</b>	2,000	
4 Inter unit account	-	-	593,450	168,125	48,101,092	1,929,000	7,752,160	31,454,577	-	<b>89,998,404</b>	7,188,307	
5 Interest accrued	-	3,164	-	850,871	-	-	302,495	398,534	-	<b>1,555,064</b>	2,592,222	
6 Investments	-	250,000	-	17,111,644	-	-	50,000,000	9,295,000	-	<b>76,656,644</b>	24,295,067	
8 Loans and Advances	-	-	-	2,000	8,000	-	179,000	122,872	-	<b>311,872</b>	503,826	
9 TDS Receivable	-	-	-	195,561	-	-	-	99,242	-	<b>294,803</b>	662,720	
<b>Total for Assets</b>	<b>-</b>	<b>427,868</b>	<b>1,616,046</b>	<b>19,646,904</b>	<b>54,795,021</b>	<b>12,310,862</b>	<b>66,297,947</b>	<b>56,669,107</b>	<b>674,840</b>	<b>212,438,595</b>	<b>193,029,441</b>	



**SCHEDULE 2A  
ENDOWMENT FUNDS**

S.No.	Name of the Endowment	Opening Balances		Additions during the year 2022-2023		Total		Expenditure on the object during the year 2022-2023	Closing Balance 31.03.2023		Total
		Endowment	Accumulat ed interest	Endow-ment	Interest	Endowment	Accu. Interest		Endow-ment	Accu. Interest	
1	2	3	4	5	6	7	8	9	10	11	12(10+11)
1	Sri Avinashilingam Education Trust Account	1,65,27,963	-	90,000	13,31,083	1,66,17,963	13,31,083	13,30,930	1,66,17,963	152	<b>1,66,18,115</b>
2	Shri. T.S.Dhandapani Chettiar Endowment	2,00,000	60,256		20,960	2,00,000	81,216	5,762	2,00,000	75,454	<b>2,75,454</b>
3	Shri. T.S. Thirugnanasambandan Endowment	2,00,000	60,256		20,960	2,00,000	81,216	5,762	2,00,000	75,454	<b>2,75,454</b>
4	Shri.S.Krishnamoorthy, Chennai Edowment	2,00,000	60,256		20,960	2,00,000	81,216	5,762	2,00,000	75,454	<b>2,75,454</b>
5	Dr. Rajammal P. Devadas Endowment Lecture-Dr.Francile M.Firebaugh	50,000	21,988		5,798	50,000	27,786	6,692	50,000	21,094	<b>71,094</b>
6	Arutselvar Dr. N. Mahalingam Muthuvizha Endowment	12,75,000	4,99,436		1,42,905	12,75,000	6,42,341	24,924	12,75,000	6,17,417	<b>18,92,417</b>
7	Tiruppur Rathinaswamy Samiammal Endowment - Dr.V.C.Kulandaisamy and Dr.K.Soundaravalli	4,00,000	63,488		37,327	4,00,000	1,00,815		4,00,000	1,00,815	<b>5,00,815</b>
8	Dr. Rajammal P., Devadas Empowerment Lecture-Mrs.Revathy Balakrishnan	2,00,000	77,862		22,378	2,00,000	1,00,240	5,762	2,00,000	94,478	<b>2,94,478</b>
9	Tmt. Dhanalakshmi Amma Endowment -Dr.S.Ramasamy	50,000	1,807		4,172	50,000	5,979	5,762	50,000	217	<b>50,217</b>
10	Sri Ramasamy Naidu (Suguna group) Endowment	2,00,000	79,306		22,494	2,00,000	1,01,800		2,00,000	1,01,800	<b>3,01,800</b>
11	Dr. S. Sithalakshmi Endowment - NSS by Dr. C. Velmayil	10,000	4,397		1,159	10,000	5,556		10,000	5,556	<b>15,556</b>
12	Dr. S. Sithalakshmi best M.Sc. Extn. Student award	50,000	21,988		5,798	50,000	27,786		50,000	27,786	<b>77,786</b>
13	DR.S.Seethalaxmi -NSS award -Dr.C.Velmayil	20,000	8,796		2,319	20,000	11,115		20,000	11,115	<b>31,115</b>
14	B.Ed. Proficiency practical medal -Dr.C.Meera	20,000	8,796		2,319	20,000	11,115		20,000	11,115	<b>31,115</b>
15	Sri P. Somasundaram & V. Sivanandham Scholarship -Dr.Shyamala	25,000	9,188	75,000	2,753	1,00,000	11,941	954	1,00,000	10,987	<b>1,10,987</b>
16	Sri P. S. Chinnaswamy Samiyammal Endowment -Dr.C.Velmayil	1,50,000	34,430		14,853	1,50,000	49,283	17,287	1,50,000	31,996	<b>1,81,996</b>
17	Sri P. S. Chinnasamy Gounder Memorial Endowment Scholarship-Dr.C.Velmayil	1,00,000	24,800		10,051	1,00,000	34,851	5,762	1,00,000	29,089	<b>1,29,089</b>
18	Sri P. S. Chinnasamy Gounder Memorial Endowment Scholarship-Dr.C.Velmayil	50,000	4,204		4,365	50,000	8,569	5,762	50,000	2,807	<b>52,807</b>
19	Dr. Rajammal P., Devadas Empowerment Scholarship -Dr.Nirmala K.Murthy	50,000	7,573		4,637	50,000	12,210	5,762	50,000	6,448	<b>56,448</b>
20	Periasamy Manonmani Scholarship to Higher mark students-Dr.P.Parvathy	50,000	21,988		5,798	50,000	27,786		50,000	27,786	<b>77,786</b>
21	Muktha Bhatji Scholarship for MA (Economics) -Dr.Saraswathi Bahtji	4,00,000	1,58,612		44,988	4,00,000	2,03,600		4,00,000	2,03,600	<b>6,03,600</b>

S.No.	Name of the Endowment	Opening Balances		Additions during the year 2022-2023		Total		Expenditure on the object during the year 2022-2023	Closing Balance 31.03.2023		Total
		Endowment	Accumulated interest	Endow-ment	Interest	Endowment	Accu. Interest		Endow-ment	Accu. Interest	
1	2	3	4	5	6	7	8	9	10	11	12(10+11)
22	L.K.Subhaiah Gounder & Tmt. Valliammal Scholarship for PG ID&R Mgt -Dr.Sathiavathi Murthi	50,000	18,509		5,517	50,000	24,026	5,763	50,000	18,263	68,263
23	Dr.G.Krishnabai Scholarship for poor students in B.Sc Textils	1,00,000	30,128		10,480	1,00,000	40,608	5,762	1,00,000	34,846	1,34,846
24	Shri.T.K.Shanmuganadam Scholarship in Home Science- K.S.Vijaykayan and S.Premalatha	1,00,000	30,695		10,526	1,00,000	41,221	5,762	1,00,000	35,459	1,35,459
25	Dr.C.Madhavan Scholarship for poor students in M.A. Economics -	25,000	10,995		2,899	25,000	13,894		25,000	13,894	38,894
26	Dr. Rajammal P., Devadas Empowerment Lecture -Dr.Revathy Balakrishnan & Mary Rhodes	3,00,000	1,04,135		32,547	3,00,000	1,36,682	5,762	3,00,000	1,30,920	4,30,920
27	Dr.Jim Min Kim Scholarship for PG students, Dept of Bio chemistry, Bio Techonolgy & informatics -	1,00,000	39,653		11,247	1,00,000	50,900	1,087	1,00,000	49,813	1,49,813
28	Dr.C.Yegammai Scholarship for outstanding Research Scholar from the FSN each year a monthly scholarship of Rs.1000/-	2,00,000	79,306		22,494	2,00,000	1,01,800	5,763	2,00,000	96,037	2,96,037
29	Dr. Rajammal P. Devadas Empowerment Lecture -Dr.Radhika Vikram	50,000	600		4,075	50,000	4,675	4,675	50,000	0	50,000
30	Dr.Lakshmi Arunachalam to a deserving Ph.D student in FSN towards Research work -Dr.U.K.Lakshmi	50,000	13,922		5,148	50,000	19,070	5,762	50,000	13,308	63,308
31	Dr. S. Sithalakshmi Endowment fund benefiting the II PG students- Dr.R.Alamelu	20,000	8,796		2,319	20,000	11,115		20,000	11,115	31,115
32	Dr. Rajammal P. Devadas Women's Empowerment Scholarship- Mr.Siddarth V.Swaminathan	25,000	10,995		2,899	25,000	13,894	5,762	25,000	8,132	33,132
33	T.S.Shanmuga Sundram Tirupur-Dr.Gowri Ramakrishnan Scholarship for needy student of PWD category student	1,00,000	43,977		11,595	1,00,000	55,572	5,763	1,00,000	49,809	1,49,809
34	Alumini Association, North America Chapter	3,05,000	84,952		31,405	3,05,000	1,16,357	5,762	3,05,000	1,10,595	4,15,595
35	Amma Gold Medal -CA Stores	20,000	6,990		2,174	20,000	9,164	954	20,000	8,210	28,210
36	Idayam Rajendran Medal - General	35,000	13,586		3,913	35,000	17,499	954	35,000	16,545	51,545
37	Nalliappan Janaki Ammal Medal - General-Mrs.N.Thangam	10,000	2,591		1,014	10,000	3,605	954	10,000	2,651	12,651
38	Thiru Valargai Maruthasalam, Periyannan Endowment - Dr.K.M.Ramathal	25,000	9,188		2,753	25,000	11,941	954	25,000	10,987	35,987
39	Mrs.Subha Rehabilitation Medal -Sri.R.G.Michael	1,00,000	38,557		11,159	1,00,000	49,716	2,862	1,00,000	46,854	1,46,854
40	Narayanan Ramawarrier Medal-Dr.Usha Chandrasekar	20,000	6,990		2,174	20,000	9,164	954	20,000	8,210	28,210

S.No.	Name of the Endowment	Opening Balances		Additions during the year 2022-2023		Total		Expenditure on the object during the year 2022-2023	Closing Balance 31.03.2023		Total
		Endowment	Accumulated interest	Endow-ment	Interest	Endowment	Accu. Interest		Endow-ment	Accu. Interest	
1	2	3	4	5	6	7	8	9	10	11	12(10+11)
41	Advocate Hyder & Family Endowment Medal	30,000	13,192		3,479	30,000	16,671		30,000	16,671	46,671
42	Dr.Rajammal Devadoss Medal -Ramathilagam	20,000	8,796		2,319	20,000	11,115		20,000	11,115	31,115
43	Valliamma Society Medal for best PG students in English	30,000	12,432		3,417	30,000	15,849	954	30,000	14,895	44,895
44	Alumini Association Medal	20,000	480		1,649	20,000	2,129	5,762	20,000	-3,633	16,367
45	Mr.Jack Medal for best community Science	20,000	6,990		2,174	20,000	9,164	954	20,000	8,210	28,210
46	Mrs.K.Varghese Medal for I Rank students of III Physics	20,000	6,989		2,174	20,000	9,163	954	20,000	8,209	28,209
47	R. Sowmyalakshmi Medal -S.Ramakrishnan	1,00,000	42,169		11,450	1,00,000	53,619		1,00,000	53,619	1,53,619
48	Amma Medal -Emperor Travels	20,000	8,796		2,319	20,000	11,115		20,000	11,115	31,115
49	Mrs. Latha Medal -A.Palaniswamy	20,000	6,989		2,174	20,000	9,163	954	20,000	8,209	28,209
50	Devandga Education Lecture/ Cultural activity-Devanga Education	50,000	21,988		5,798	50,000	27,786		50,000	27,786	77,786
51	Swami Vivekanandha Illam Lecture/ Cultural activity	50,000	21,988		5,798	50,000	27,786		50,000	27,786	77,786
52	Dinakaran Aruppukottai Lecture/ Cultural activity	50,000	21,988		5,798	50,000	27,786		50,000	27,786	77,786
53	Govt. of Tamil Nadu for Bharathidasan Chair	2,00,000	87,953		23,191	2,00,000	1,11,144		2,00,000	1,11,144	3,11,144
54	O.P Narula Medal	50,000	18,376		5,507	50,000	23,883	1,908	50,000	21,975	71,975
55	Amarajith Singh Medal	5,000	2,199		580	5,000	2,779	127	5,000	2,652	7,652
56	C.V.Mulk Medal	5,000	393		434	5,000	827	827	5,000	0	5,000
57	P.S.K Murthy medal for B.Sc Bio-Tech-Dr.Nirmala K.Murthy	25,000	9,188		2,753	25,000	11,941	954	25,000	10,987	35,987
58	Lakshmi N Menon medal-Dr.Rajammal P.Devadoss	20,000	6,990		2,174	20,000	9,164	954	20,000	8,210	28,210
59	Roshanlal Gupta Medal for B.A function English	20,000	8,319		2,281	20,000	10,600		20,000	10,600	30,600
60	Dr. C.Subramanian medal /sholarship	5,00,000	1,90,682		55,625	5,00,000	2,46,307	1,908	5,00,000	2,44,399	7,44,399
61	Dr. Nirmala K. Murthy Medal for Dept. of Bio-chemistry	20,000	6,989		2,174	20,000	9,163	954	20,000	8,209	28,209
62	Sri Sitapadmanbha Medal -Dr.Parvathy Easwaran	20,000	8,796		2,319	20,000	11,115		20,000	11,115	31,115
63	Sri A.N. Easwaran Medal -Dr.Parvathy Easwaran	20,000	6,990		2,174	20,000	9,164	954	20,000	8,210	28,210
64	Sri Nalliappan & Janakiammal Medal -Dr.P.Thangam	10,000	4,397		1,159	10,000	5,556		10,000	5,556	15,556
65	Mr. R. Rama Rao Medal in Home Science-Ranbya Rao	60,000	24,580		6,812	60,000	31,392	954	60,000	30,438	90,438
66	Dr. Janabai Giri Gold Medal to M.Sc. Biotechnology -V.Vivekanada	20,000	7,467		2,212	20,000	9,679	954	20,000	8,725	28,725
67	Dr. Rajammal P. Devadas Memorial Medal -Michael J.Lenaghas& Donud D.Lenaghan	50,000	20,181		5,652	50,000	25,833	954	50,000	24,879	74,879



S.No.	Name of the Endowment	Opening Balances		Additions during the year 2022-2023		Total		Expenditure on the object during the year 2022-2023	Closing Balance 31.03.2023		Total
		Endowment	Accumulated interest	Endow-ment	Interest	Endowment	Accu. Interest		Endow-ment	Accu. Interest	
1	2	3	4	5	6	7	8	9	10	11	12(10+11)
68	Dr. Vijayalakshmi Purushothaman Medal of Proficiency in Apparel Designing	20,000	7,466		2,212	20,000	9,678	954	20,000	8,724	28,724
69	Thiru K. S. Krishnaraj Medal to outstanding B.Ed students-R.Balaskila	20,000	6,990		2,174	20,000	9,164	954	20,000	8,210	28,210
70	Sodaltech Charitable Trust Medal to best students in IT - K.V.Sudalaimuthu & Co	20,000	6,989		2,174	20,000	9,163		20,000	9,163	29,163
71	Dr. (Mrs.) M. Chandramani - 2 Medal in Child Development & Education	25,000	7,859		2,646	25,000	10,505	1,908	25,000	8,597	33,597
72	Sri Ahmedhkan Medal to Interior Designing Students	20,000	6,990		2,174	20,000	9,164	954	20,000	8,210	28,210
73	Mrs. Malini Lionel Medal to Spl. Edu. Students -Dr.M.Issac Salomon	20,000	6,990		2,174	20,000	9,164	954	20,000	8,210	28,210
74	N.V. Poulouse, Nadakkal House Medal to M.Sc (Resource Mgt) - Dr.Saramma Royce	25,000	9,188		2,753	25,000	11,941	954	25,000	10,987	35,987
75	Smt. Saraswathy Duraisamy Medal -Indu Electronic Industies	20,000	6,990		2,174	20,000	9,164	954	20,000	8,210	28,210
76	GKM-BFO Trophy Medal	20,000	8,796		2,319	20,000	11,115		20,000	11,115	31,115
77	Dr. Kamala Ranganathan for Bio Textiles students	20,000	6,990		2,174	20,000	9,164	954	20,000	8,210	28,210
78	Best Research Award to Home Sci. -Dr.Vijayalaxmi Purusothaman	25,000	10,995		2,899	25,000	13,894		25,000	13,894	38,894
79	Janaka ammal Medal Gold Scholarship -Dr.S.Ranga	20,000	6,990		2,174	20,000	9,164	954	20,000	8,210	28,210
80	Goldmedal for best MSC (T &C) Mrs.P.Sarawathi	10,000	4,397		1,159	10,000	5,556		10,000	5,556	15,556
81	Medal for best out going Arts & Science Student-Susila Balagurusamy	50,000	20,181		5,652	50,000	25,833	954	50,000	24,879	74,879
82	Prof.Balagurusamy Medal for best Our going Engineering Student	25,000	10,995		2,899	25,000	13,894		25,000	13,894	38,894
83	Dr.G.Bharatha Medal For NCC cadet	25,000	10,995		2,899	25,000	13,894		25,000	13,894	38,894
84	Dr.P.Saraswathi Gold Medal for best M.Sc (T&C)	20,000	6,990		2,174	20,000	9,164	954	20,000	8,210	28,210
85	Dr.Ramarajam and Sankari medal for physics-R.Balasarikha	20,000	8,796		2,319	20,000	11,115		20,000	11,115	31,115
86	Dr.N.Jeyapoorani Proficiency award for UG Human Development	20,000	8,796		2,319	20,000	11,115		20,000	11,115	31,115
87	Smt. Kallavathi Gold Medal-kaarthikeyan	2,50,000	1,08,134		28,843	2,50,000	1,36,977	954	2,50,000	1,36,023	3,86,023
88	Dr.Rukmani Radhakrishnan Medal to M.Phil Physics Best Students	50,000	21,988		5,798	50,000	27,786		50,000	27,786	77,786
89	Dr.K.Lakshmi Medal to UG & PG T&C	25,000	9,521		2,780	25,000	12,301		25,000	12,301	37,301
90	M.Ambikaivelu award for MBA-A.Pankajam	25,000	5,685		2,471	25,000	8,156	954	25,000	7,202	32,202
91	Thiru.Janaki Mallikarjunan Chettiar - for Benefit of UG FSN Dept Dr.M.Amirthaveni	60,000	9,074		5,563	60,000	14,637	5,762	60,000	8,875	68,875

S.No.	Name of the Endowment	Opening Balances		Additions during the year 2022-2023		Total		Expenditure on the object during the year 2022-2023	Closing Balance 31.03.2023		Total
		Endowment	Accumulated interest	Endowment	Interest	Endowment	Accu. Interest		Endowment	Accu. Interest	
1	2	3	4	5	6	7	8	9	10	11	12(10+11)
92	Dr.P.Ambigadevi -Economically Week Student Scholarship	30,000	0		2,416	30,000	2,416	2,416	30,000	0	30,000
93	R.Annapoorani	30,000	0		2,416	30,000	2,416	2,416	30,000	0	30,000
94	S.Radhadvi - Differently Abled & Special Student	50,000	3,817		4,334	50,000	8,151	5,762	50,000	2,389	52,389
95	Dr.Rajammal P.Devadas -Chair Trust	15,00,000	2,08,150		1,37,567	15,00,000	3,45,717	12,872	15,00,000	3,32,845	18,32,845
96	Dr.T.S.Avainashilingam Chair Trust	15,00,000	1,94,288		1,36,451	15,00,000	3,30,739	3,500	15,00,000	3,27,239	18,27,239
97	Sri.T.S.Dhandapani Chettiar Chair Trust	10,00,000	70,729		86,232	10,00,000	1,56,961	8,760	10,00,000	1,48,201	11,48,201
98	IT HUB	3,00,000	55,039	3,00,000	28,593	6,00,000	83,632	5,762	6,00,000	77,870	6,77,870
99	V.Saradha Ramadas	1,00,000	8,089		8,705	1,00,000	16,794	5,762	1,00,000	11,032	1,11,032
100	100.Bhagavathi Devi Mundra -Scholarship	1,50,000	12,133		13,058	1,50,000	25,191	5,762	1,50,000	19,429	1,69,429
101	102. S.R.Sangeeth Raaj Spo by Pankajam -Medal	26,250	794		2,178	26,250	2,972	954	26,250	2,018	28,268
102	103.S.R.Sangeeth Raaj by Pankajam -Scholarship	1,05,000	8,493		9,140	1,05,000	17,633	5,762	1,05,000	11,871	1,16,871
103	104.Gurukadaksham Trust Scholarship	1,83,290	17,713	4,03,600	52,480	5,86,890	70,193	4,24,987	2,32,096	0	2,32,096
104	Dr.P.R.Padma Memorial Endowment Fund	6,31,002	20,637	1,00,000	16,188	7,31,002	36,825	0	7,31,002	36,825	7,67,827
105	Dr.Parvathy Easwaran	50,000	-45,933		328	50,000	-45,605		50,000	-45,605	4,395
106	K.Ubaidullah Endowment Scholarship	1,00,000	8,089		8,705	1,00,000	16,794	5,762	1,00,000	11,032	1,11,032
107	Shri Lalithambiga Trust	10,00,000	-		80,536	10,00,000	80,536		10,00,000	80,536	10,80,536
108	P.N.Palayam			2,00,000	-	2,00,000	0		2,00,000	0	2,00,000
109	Sri K.Ravikumar - Medal - A.Pankajam			26,250	-	26,250	0		26,250	0	26,250
	<b>GRAND TOTAL</b>	<b>3,09,08,505</b>	<b>32,41,106</b>	<b>11,94,850</b>	<b>27,50,261</b>	<b>3,21,03,355</b>	<b>59,91,367</b>	<b>20,22,759</b>	<b>3,17,48,561</b>	<b>43,23,401</b>	<b>3,60,71,962</b>

**Balance sheet for Endowment Fund Account as on 31.03.2023**

Liabilities	Rs.	Assets	Rs.
Op.Balance	3,41,49,610	Investment	3,41,00,795
Addition for the fund	11,94,850	Bank Account	21,30,398
Interest earned	27,50,261	TDS Receivable	1,49,264
Payable Expenditure	7,20,150	Accrued Interest	4,11,655
Less: Expenses	20,22,759		
<b>Total</b>	<b>3,67,92,112</b>	<b>Total</b>	<b>3,67,92,112</b>

## SCHEDULE 3 - CURRENT LIABILITIES &amp; PROVISIONS

(Amount in Rs.)

Fund wise Breakup		Non-Plan	Projects	Scholarship	2022-23	2021-22
Particular						
<b>A. CURRENT LIABILITIES</b>			-	-	-	-
Refunded to UGC					-	
1	Deposits from Staff		-	-	-	
2	Deposits from Students	12,850			12,850	6,850
3	Sundry Creditors				-	-
	a) Advances				-	
	b) Others:	9,51,105	4,06,313		13,57,418	68,72,082
4	Deposit -Others				-	
	Earnest Money Deposit	1,00,000	7,63,417		8,63,417	2,15,740
	Security Deposit	15,40,755			15,40,755	28,83,771
	Receipts against sponsored projects				-	
5	Statutory Liabilities (GPF, TDS, WC TAX, EPF, GIS, NPS)				-	-
	a) EPF Payable				-	
	b) Others	1,41,27,391	2,49,094		1,43,76,485	1,33,02,023
6	Other Current Liabilities				-	-
	a) Salary-Outstanding Establishment Expenses	10,69,60,353			10,69,60,353	29,88,02,171
	b) Projects Grant Accounts - balance Cr(Sch.3a)		1,36,22,627		1,36,22,627	1,36,85,169
	c) Sponsored Fellowships & scholarships -Cr Balances (Sch. 3b)			8,58,277	8,58,277	4,69,039
	d) Unutilized Grants (Sch.10)				-	-
	e) Grants in Advance (Sch.10)				-	-
	f) Loan from Management				-	-
	g) other Liabilities:	28,310			28,310	19,050
	Outstanding Expenses	9,41,449	79,85,342		89,26,791	98,13,857
	Inter Account Transfer-Payable	7,00,70,239	71,81,928	18,250	7,72,70,417	1,17,43,292
	h) Other Expenses -Retirement Benefits withheld				-	26,250
	i) Other funds : Misc. fee collected & Payable to Trust	7,000			7,000	23,258
	j) Other Payables	17,750			17,750	42,500
	k) Other Payables-Capital Fund				-	
<b>B. PROVISIONS</b>					-	
1	Provision for Expenses				-	54,104
2	Gratuity				-	-
3	superannuation Pension				-	-
4	Accumulated Leave Encashment				-	-
5	Trade Warranties / Claims				-	-
6	Others (Specify)				-	-
<b>Total</b>		<b>19,47,57,202</b>	<b>3,02,08,721</b>	<b>8,76,527</b>	<b>22,58,42,450</b>	<b>35,79,59,156</b>

Note: Unutilized Grants 6(d) will Include Grants Received in Advance for Next Year.

**SCHEDULE 3 (a) SPONSORED PROJECT**

S.No.	Name of the Projects	(Amount in Rs.)									
		Opening Balance		Receipts during the year			Total	Expenditure	Refund / JV	Closing Balance	
		Credit	Debit	Grant	Interest	Others				Credit	Debit
<b>UGC Projects</b>											
1	UGC Projects	-	7,01,540	24,96,506	1,68,768	-	26,65,274	24,50,287		-	4,86,553
2	UGC Projects-M Sc counselling	-	2,17,178		1,745		1,745			-	2,15,433
3	UGC PARAMARSH	3,89,746	-		10,440		10,440		3,68,475	31,711	-
4	UGC - Cyber Security	1,071	-		28		28			1,099	-
5	UGC - Early Childhood Care and Education	902	-		21		21	487		436	-
6	UGC - E Assessment	15,232	-		7,925		7,925			23,157	-
7	UGC - School Counselling	-	2,68,089		376		376			-	2,67,713
8	UGC - Supply Chain Management	197	-		4		4			201	-
9	STRIDE-788	12,97,690	-		11,516	1,800	13,316	13,47,499		-	36,493
	<b>Total for UGC Projects</b>	<b>17,04,838</b>	<b>11,86,807</b>	<b>24,96,506</b>	<b>2,00,823</b>	<b>1,800</b>	<b>26,99,129</b>	<b>37,98,273</b>	<b>3,68,475</b>	<b>56,604</b>	<b>10,06,192</b>
<b>DST</b>											
10	DST CURIE	2,11,407	-	-	12,838		12,838			2,24,245	-
11	DST -Multimodal Approaches in Teaching	3,91,529	-		4,961	500	5,461	3,28,358	66,561	2,071	-
12	DST Curie II Phase - Core Research Grant for AI	2,37,239	-	1,15,58,465	31,894	4,100	1,15,94,459	71,67,851	40,58,465	6,05,382	-
	<b>Total for DST</b>	<b>8,40,175</b>	<b>-</b>	<b>1,15,58,465</b>	<b>49,693</b>	<b>4,600</b>	<b>1,16,12,758</b>	<b>74,96,209</b>	<b>41,25,026</b>	<b>8,31,698</b>	<b>-</b>
<b>13</b>	<b>Programes and Schemes</b>	<b>84,91,478</b>	<b>-</b>	<b>19,47,960</b>	<b>3,30,399</b>		<b>22,78,359</b>	<b>23,65,077</b>	<b>9,422</b>	<b>83,95,338</b>	<b>-</b>
<b>ICSSR Project</b>											
14	Development of assessible website	-	2,21,374	1,60,000	4,187		1,64,187			-	57,187
15	Access and Utilization of PM Fasal Bima	9,325	-		260		260			9,585	-
16	Assessment of Social Emotional Learning Skills	-	37,581	43,115	209		43,324			5,743	-
17	Impact Water Polution on Welfare Loss of Farm	-	1,292		69	1,250	1,319		-	27	-
18	Instituting Women Startups Promoting Incubators	-	81,488	82,792	103		82,895			1,407	-
19	Socio Cultural of Explorative Study & Desinging Product	58,423	-	2,60,000	13,052	17,529	2,90,581	2,12,236		1,36,768	-
20	Impact of Traditional & Women Empowerment	-	-	2,60,000	2,320		2,62,320	1,86,674		75,646	-
	<b>Total for ICSSR Project</b>	<b>67,748</b>	<b>3,41,735</b>	<b>8,05,907</b>	<b>20,200</b>	<b>18,779</b>	<b>8,44,886</b>	<b>3,98,910</b>	<b>-</b>	<b>2,29,176</b>	<b>57,187</b>
<b>SERB</b>											
21	SERB - Technology Development for the Support	-	90,643		538		538			-	90,105
22	SERB - Edibile Bio based food packing	3,81,607	-		2,041		2,041	5,04,090		-	1,20,442
	<b>Total for SERB Project</b>	<b>3,81,607</b>	<b>90,643</b>	<b>-</b>	<b>2,579</b>	<b>-</b>	<b>2,579</b>	<b>5,04,090</b>	<b>-</b>	<b>-</b>	<b>2,10,547</b>
<b>23</b>	<b>CMPDI-Ultrasonic Washing for Desuperising of Coal</b>			<b>17,87,241</b>	<b>271</b>	<b>100</b>	<b>17,87,612</b>	<b>1</b>	<b>-</b>	<b>17,87,611</b>	<b>-</b>
<b>Engineering Projects</b>											
24	Engg- Skill Development Programme	-	93,608	2,72,100	3,847	28,000	3,03,947	1,00,000		1,10,339	-
25	Engg - Projects & Schemes	9,91,226	-		31,143	3,15,574	3,46,717	2,07,540		11,30,403	-
26	Engg- Short Term Training Programmes	19,919	-		581		581			20,500	-
	<b>Total for Engineering Projects</b>	<b>10,11,145</b>	<b>93,608</b>	<b>2,72,100</b>	<b>35,571</b>	<b>3,43,574</b>	<b>6,51,245</b>	<b>3,07,540</b>	<b>-</b>	<b>12,61,242</b>	<b>-</b>
<b>NSS</b>											
27	NSS -ETI	-	43,46,556		6,639		6,639	7,84,050		-	51,23,967
28	NSS -Regular	10,63,362	-	2,17,784	32,410		2,50,194	3,75,325		9,38,231	-
29	NSS - Special Camp	-	7,18,214	2,13,663	1,111		2,14,774	2,73,899		-	7,77,339
30	NSS- Corpus	1,24,816	-		3,468		3,468	5,557		1,22,727	-
	<b>Total For NSS</b>	<b>11,88,178</b>	<b>50,64,770</b>	<b>4,31,447</b>	<b>43,628</b>	<b>-</b>	<b>4,75,075</b>	<b>14,38,831</b>	<b>-</b>	<b>10,60,958</b>	<b>59,01,306</b>
	<b>Grand Total</b>	<b>1,36,85,169</b>	<b>67,77,563</b>	<b>1,92,99,626</b>	<b>6,83,164</b>	<b>3,68,853</b>	<b>2,03,51,643</b>	<b>1,63,08,931</b>	<b>45,02,923</b>	<b>1,36,22,627</b>	<b>71,75,232</b>



## UGC Projects Account

(Amount in Rs.)

Liabilities	Rs.	Assets	Rs.
Capital Fund	-	Fixed Assets	-
Grant account	56,604	Investments	-
Outstanding expenses	50,68,543	Grant Account	10,06,192
Inter Unit account payable	16,96,109	Inter Unit Fund receivable	-
Sundry Creditors	4,480	Bank Account	61,89,342
EMD / Security Deposit	3,72,121	Loans and Advances	6,994
Statutory Liabilities	6,211	Intrest Accrued	-
	-	Deposits	1,540
	-	TDS Receivable	-
<b>Total</b>	<b>72,04,068</b>	<b>Total</b>	<b>72,04,068</b>

## DST

(Amount in Rs.)

Liabilities	Rs.	Assets	Rs.
Capital Fund	2,76,96,959	Fixed Assets	2,76,96,959
Grant account	8,31,698	Investments	1,54,299
Outstanding expenses	1,49,040	Grant Account	-
Inter Unit account payable	26,175	Inter Unit Fund receivable	-
Sundry Creditors	19,757	Bank Account	12,01,628
EMD / Security Deposit	1,01,754	Loans and Advances	-
Statutory Liabilities	2,32,577	Intrest Accrued	2,930
	-	Deposits	-
	-	TCS on Purchases	2,144
<b>Total</b>	<b>2,90,57,960</b>	<b>Total</b>	<b>2,90,57,960</b>

## PROGRAMMES AND SCHEMES

(Amount in Rs.)

Liabilities	Rs.	Assets	Rs.
Capital Fund	-	Fixed Assets	-
Grant account	83,95,338	Investments	31,15,000
Outstanding expenses	10,27,778	Grant Account	-
Inter Unit account payable	-	Inter Unit Fund receivable	2,82,440
Sundry Creditors	53,151	Bank Account	60,22,750
EMD / Security Deposit	1,87,699	Loans and Advances	10,006
Statutory Liabilities	9,486	Intrest Accrued	74,097
	-	Deposits	3,300
	-	TDS Receivable	1,65,859
<b>Total</b>	<b>96,73,452</b>	<b>Total</b>	<b>96,73,452</b>

**ICSSR Project****(Amount in Rs.)**

<b>Liabilities</b>	<b>Rs.</b>	<b>Assets</b>	<b>Rs.</b>
Capital Fund	1,73,976	Fixed Assets	1,73,976
Grant account	2,29,176	Investments	-
Outstanding expenses	68,482	Grant Account	57,187
Inter Unit account payable	4,97,660	Inter Unit Fund receivable	1,28,095
Sundry Creditors	2,10,558	Bank Account	8,21,044
EMD / Security Deposit	-	Loans and Advances	-
Statutory Liabilities	450	Intrest Accrued	-
	-	Deposits	-
	-	TDS Receivable	-
<b>Total</b>	<b>11,80,302</b>	<b>Total</b>	<b>11,80,302</b>

**SERB****(Amount in Rs.)**

<b>Liabilities</b>	<b>Rs.</b>	<b>Assets</b>	<b>Rs.</b>
Capital Fund	5,09,465	Fixed Assets	5,09,465
Grant account	-	Investments	-
Outstanding expenses	14,739	Grant Account	2,10,547
Inter Unit account payable	1,10,000	Inter Unit Fund receivable	-
Sundry Creditors	1,00,050	Bank Account	26,242
EMD / Security Deposit	12,000	Loans and Advances	-
Statutory Liabilities	-	Intrest Accrued	-
	-	Deposits	-
	-	TDS Receivable	-
<b>Total</b>	<b>7,46,254</b>	<b>Total</b>	<b>7,46,254</b>

**Coal India-CMPDI****(Amount in Rs.)**

<b>Liabilities</b>	<b>Rs.</b>	<b>Assets</b>	<b>Rs.</b>
Capital Fund	-	Fixed Assets	-
Grant account	17,87,611	Investments	-
Outstanding expenses	-	Grant Account	-
Inter Unit account payable	-	Inter Unit Fund receivable	-
Sundry Creditors	-	Bank Account	17,87,611
EMD / Security Deposit	-	Loans and Advances	-
Statutory Liabilities	-	Intrest Accrued	-
	-	Deposits	-
	-	TDS Receivable	-
<b>Total</b>	<b>17,87,611</b>	<b>Total</b>	<b>17,87,611</b>

**Engineering Projects****(Amount in Rs.)**

<b>Liabilities</b>	<b>Rs.</b>	<b>Assets</b>	<b>Rs.</b>
Capital Fund	43,086	Fixed Assets	43,086
Grant account	12,61,242	Investments	
Outstanding expenses		Grant Account	-
Inter Unit account payable	1,000	Inter Unit Fund receivable	
Sundry Creditors		Bank Account	11,94,085
EMD / Security Deposit	89,843	Loans and Advances	1,58,000
Statutory Liabilities		Intrest Accrued	
		Deposits	
		TDS Receivable	
<b>Total</b>	<b>13,95,171</b>	<b>Total</b>	<b>13,95,171</b>

**NSS ACCOUNT****(Amount in Rs.)**

<b>Liabilities</b>	<b>Rs.</b>	<b>Assets</b>	<b>Rs.</b>
Capital Fund		Fixed Assets	
Grant account	10,60,958	Investments	
Outstanding expenses	16,56,760	Grant Account	59,01,306
Inter Unit account payable	48,50,984	Inter Unit Fund receivable	2,55,120
Sundry Creditors	18,317	Bank Account	13,85,121
EMD / Security Deposit		Loans and Advances	45,842
Statutory Liabilities	370	Intrest Accrued	
		Deposits	
		TDS Receivable	
<b>Total</b>	<b>75,87,389</b>	<b>Total</b>	<b>75,87,389</b>

**Abstract for Project Accounts****(Amount in Rs.)**

<b>Liabilities</b>	<b>Rs.</b>	<b>Assets</b>	<b>Rs.</b>
Capital Fund	2,84,23,486	Fixed Assets	2,84,23,486
Grant account	1,36,22,627	Investments	32,69,299
Outstanding expenses	79,85,342	Grant Account	71,75,232
Inter Unit account payable	71,81,928	Inter Unit Fund receivable	6,65,655
Sundry Creditors	4,06,313	Bank Account	1,86,27,823
EMD / Security Deposit	7,63,417	Loans and Advances	2,20,842
Statutory Liabilities	2,49,094	Intrest Accrued	77,027
	-	Deposits	4,840
	-	TDS /Receivable	1,68,003
<b>Total</b>	<b>5,86,32,207</b>	<b>Total</b>	<b>5,86,32,207</b>

## SCHEDULE 3 (b) SPONSORED FELLOWSHIPS AND SCHOLARSHIPS

(Amount in Rs.)							
S.No.	Name of the Sponsor	Opening Balance		Transactions during the		Closing Balance	
<u>Fellowship Accounts</u>							
1	2	3	4	5	6	7	8
		CR.	DR	CR.	DR	CR.	DR
1	Junior Research Fellowship	-	-			-	-
2	ICSSR Doctoral Fellowship	1,71,959	-	10,71,263	7,63,327	4,79,895	-
3	Inspire Fellowship	41,639	-	40,000	20,000	61,639	-
4	Rajiv Gandhi Fellowship	1,876	-			1,876	-
5	CSIR-Grant	-	54,104	74,950	20,846	-	-
			-				-
	<b>Total for Fellowship</b>	<b>2,15,474</b>	<b>54,104</b>	<b>11,86,213</b>	<b>8,04,173</b>	<b>5,43,410</b>	<b>-</b>
<u>Scholarship Accounts</u>							
1	Adi Dravida Scholarship	4,125	-		4,125	-	-
2	BC/MBC Scholarship	2,000	-			2,000	-
3	Price money award	-	-	11,000	11,000	-	-
	<b>Total for Scholarship</b>	<b>6,125</b>	<b>-</b>	<b>11,000</b>	<b>15,125</b>	<b>2,000</b>	<b>-</b>
1	General Fund	2,96,544	-	11,323		3,07,867	-
2	Agaram Foundation	5,000	-		-	5,000	-
	<b>Total for others</b>	<b>3,01,544</b>	<b>-</b>	<b>11,323</b>	<b>-</b>	<b>3,12,867</b>	<b>-</b>
	<b>GRAND TOTAL</b>	<b>5,23,143</b>	<b>54,104</b>	<b>12,08,536</b>	<b>8,19,298</b>	<b>8,58,277</b>	<b>-</b>

## Balance sheet

(Amount in Rs.)					
<u>Liabilities</u>	Cr	Dr	Rs.	<u>Assets</u>	Rs.
Fellowship Grant	5,43,410	-	5,43,410	<u>Indian bank accounts</u>	
Scholarship Grant	2,000	-	2,000	A/c No.835702320	8,22,193
Others	3,12,867	-	3,12,867	A/c No.6753374806	248
Inter unit account payable	18,250		18,250	A/c No.6718871211	54,086
<b>Total</b>	<b>8,76,527</b>	<b>-</b>	<b>8,76,527</b>	<b>Total</b>	<b>8,76,527</b>



## Schedule No.4 (FIXED ASSETS)

## Non-Plan Account

Amount in Rupees

No.	Particulars	GROSS BLOCK				DEPRECIATION				NET BLOCK	
		Opening Balance	Additions during the year	Deductions during the year	Closing Balance	Depreciation Op.Balance	Depreciation for the year	Deds/ Adj	Total Depreciation	2022-23	2021-22
	<b>Tangible Assets</b>										
1	Land	-			-	-		-	-	-	-
2	Site Development	-			-	-			-	-	-
3	Buildings	34,232,971			34,232,971	7,730,333	684,659		8,414,992	<b>25,817,979</b>	26,502,638
4	Roads & Bridges	3,448,432			3,448,432	247,759	68,969		316,728	<b>3,131,704</b>	3,200,673
5	Tubewells & Water Supply	-			-	-			-	-	-
6	Sewage & Drainage	1,964,236			1,964,236	157,140	39,286		196,426	<b>1,767,810</b>	1,807,096
7	Electrical Installation and Equipment	13,777,767	3,640,502	822,982	16,595,287	3,711,873	829,764		4,500,488	<b>12,094,799</b>	10,065,894
8	Plant & Machinery	74,930,564			74,930,564	37,974,577	3,746,528	41,149	41,721,105	<b>33,209,460</b>	36,955,988
9	Scientific & Lab Equipment	23,488,253	119,799		23,608,052	4,792,969	1,888,644		6,681,613	<b>16,926,439</b>	18,695,284
10	Office Equipment	44,112,947	509,053		44,622,000	33,326,349	2,374,167		35,700,516	<b>8,921,483</b>	10,786,597
11	Audio Visual Equipment	16,493,629	81,178	-	16,574,807	4,464,602	1,243,111		5,707,713	<b>10,867,094</b>	12,029,027
12	Computers & Peripherals	30,216,009	657,331	-	30,873,340	20,952,942	4,141,681		25,094,623	<b>5,778,717</b>	9,263,067
13	Furniture, Fixtures & Fittings	26,419,591	376,635		26,796,226	8,990,931	2,009,717		11,000,648	<b>15,795,578</b>	17,428,660
14	Vehicles	1,693,859			1,693,859	677,544	169,386		846,930	<b>846,929</b>	1,016,315
15	Library Books & Scientific Journals	21,009,209	1,398,805		22,408,014	13,469,693	964,750		14,434,443	<b>7,973,571</b>	7,539,516
	<b>Total for Tangible Assets</b>	<b>291,787,467</b>	<b>6,783,303</b>	<b>822,982</b>	<b>297,747,788</b>	<b>136,496,711</b>	<b>18,160,662</b>	<b>41,149</b>	<b>154,616,224</b>	<b>143,131,564</b>	<b>155,290,756</b>
	<b>Intangible Assets</b>										
1	E-Journals	6,123,671	663,424		6,787,095	4,898,936	1,490,104		6,389,040	<b>398,055</b>	1,224,735
2	Computer Software	13,185,447	3,470,262		16,655,709	12,164,746	2,624,964	-	14,789,710	<b>1,865,999</b>	1,020,701
3	Patents and Copyrights	-	-		-	-			-	-	-
	<b>Total for Intangible Assets</b>	<b>19,309,118</b>	<b>4,133,686</b>	<b>-</b>	<b>23,442,804</b>	<b>17,063,682</b>	<b>4,115,068</b>	<b>-</b>	<b>21,178,750</b>	<b>2,264,054</b>	<b>2,245,436</b>
	<b>Grand Total (A)</b>	<b>311,096,585</b>	<b>10,916,989</b>	<b>822,982</b>	<b>321,190,592</b>	<b>153,560,393</b>	<b>22,275,730</b>	<b>41,149</b>	<b>175,794,974</b>	<b>145,395,618</b>	<b>157,536,192</b>
	Capital Work in Progress (B)										
	<b>TOTAL (A+B)</b>	<b>311,096,585</b>	<b>10,916,989</b>	<b>822,982</b>	<b>321,190,592</b>	<b>153,560,393</b>	<b>22,275,730</b>	<b>41,149</b>	<b>175,794,974</b>	<b>145,395,618</b>	<b>157,536,192</b>

## Schedule No.4 (FIXED ASSETS)

		General Fund								Amount in Rupees	
No.	Particulars	GROSS BLOCK			DEPRECIATION				NET BLOCK		
		Opening Balance	Additions during the year	Deductions during the year	Closing Balance	Depreciation Op.Balance	Depreciation for the year	Deds/ Adj	Total Depreciation	2022-23	2021-22
	<b>Tangible Assets</b>										
1	Land	-			-	-		-	-	-	-
2	Site Development	-			-	-		-	-	-	-
3	Buildings	47,010,169			47,010,169	15,747,115	940,203		16,687,318	<b>30,322,851</b>	31,263,054
4	Roads & Bridges	-			-	-			-	-	-
5	Tubewells & Water Supply	-			-	-			-	-	-
6	Sewage & Drainage	-			-	-			-	-	-
7	Electrical Installation and Equipment	591,111			591,111	29,556	29,556		59,112	<b>531,999</b>	561,555
8	Plant & Machinery	19,221,066			19,221,066	19,221,066	-		19,221,066	-	-
9	Scientific & Lab Equipment	-			-	-			-	-	-
10	Office Equipment	1,244,794			1,244,794	1,244,794	-		1,244,794	-	-
11	Audio Visual Equipment	-			-	-			-	-	-
12	Computers & Peripherals	15,466,404			15,466,404	15,466,404	-		15,466,404	-	-
13	Furniture, Fixtures & Fittings	5,590,975			5,590,975	5,590,975	-		5,590,975	-	-
14	Vehicles	2,048,657			2,048,657	2,048,657	-		2,048,657	-	-
15	Library Books & Scientific Journals	3,900,314			3,900,314	3,900,314	-		3,900,314	-	-
	<b>Total for Tangible Assets</b>	<b>95,073,490</b>	-	-	<b>95,073,490</b>	<b>63,248,881</b>	<b>969,759</b>	-	<b>64,218,640</b>	<b>30,854,850</b>	<b>31,824,609</b>
	<b>Intangible Assets</b>										
1	E-Journals				-	-			-	-	-
2	Computer Software				-	-			-	-	-
3	Patents and Copyrights				-	-			-	-	-
	<b>Total for Intangible Assets</b>	-	-	-	-	-	-	-	-	-	-
		<b>95,073,490</b>	-	-	<b>95,073,490</b>	<b>63,248,881</b>	<b>969,759</b>	-	<b>64,218,640</b>	<b>30,854,850</b>	<b>31,824,609</b>
	Capital Work in Progress (B)										
	<b>TOTAL (A+B)</b>	<b>95,073,490</b>	-	-	<b>95,073,490</b>	<b>63,248,881</b>	<b>969,759</b>	-	<b>64,218,640</b>	<b>30,854,850</b>	<b>31,824,609</b>

## Schedule No.4 (FIXED ASSETS)

		Self Finance								Amount in Rupees	
No.	Particulars	GROSS BLOCK				DEPRECIATION				NET BLOCK	
		Opening Balance	Additions during the year	Deductions during the year	Closing Balance	Depreciation Op.Balance	Depreciation for the year	Deds/ Adj	Total Depreciation	2022-23	2021-22
	<b>Tangible Assets</b>										
1	Land	-			-	-		-	-	-	-
2	Site Development	-			-	-		-	-	-	-
3	Buildings	199,829,318	30,968,738	-	230,798,056	19,913,067	4,615,961		24,529,028	<b>206,269,028</b>	179,916,251
4	Roads & Bridges	-			-	-			-	-	-
5	Tubewells & Water Supply	-			-	-			-	-	-
6	Sewage & Drainage	-			-	-			-	-	-
7	Electrical Installation and Equipment	-	503,955		503,955	-	16,022		16,022	<b>487,933</b>	-
8	Plant & Machinery	-			-	-			-	-	-
9	Scientific & Lab Equipment	6,431,064	162,350		6,593,414	6,431,064	12,988		6,444,052	<b>149,362</b>	-
10	Office Equipment	4,603,494	4,960,828		9,564,322	3,985,924	717,324		4,703,248	<b>4,861,074</b>	617,570
11	Audio Visual Equipment	1,985,387	986,839		2,972,226	324,318	222,917		547,235	<b>2,424,991</b>	1,661,069
12	Computers & Peripherals	23,079,785	116,998		23,196,783	23,079,785	23,400		23,103,185	<b>93,598</b>	-
13	Furniture, Fixtures & Fittings	8,699,896	2,691,547		11,391,443	4,180,862	854,358		5,035,220	<b>6,356,223</b>	4,519,034
14	Vehicles	2,972,859	5,940,594		8,913,453	1,609,600	891,345		2,500,945	<b>6,412,508</b>	1,363,259
15	Library Books & Scientific Journals	306,764	844,640	-	1,151,404	55,442	115,140		170,582	<b>980,822</b>	251,322
	<b>Total for Tangible Assets</b>	<b>247,908,567</b>	<b>47,176,489</b>	<b>-</b>	<b>295,085,056</b>	<b>59,580,062</b>	<b>7,469,455</b>	<b>-</b>	<b>67,049,517</b>	<b>228,035,539</b>	<b>188,328,505</b>
	<b>Intangible Assets</b>										
1	E-Journals				-				-	-	-
2	Computer Software				-				-	-	-
3	Patents and Copyrights				-				-	-	-
	<b>Total for Intangible Assets</b>	<b>-</b>	<b>-</b>	<b>-</b>	<b>-</b>	<b>-</b>	<b>-</b>	<b>-</b>	<b>-</b>	<b>-</b>	<b>-</b>
	<b>Grand Total (A)</b>	<b>247,908,567</b>	<b>47,176,489</b>	<b>-</b>	<b>295,085,056</b>	<b>59,580,062</b>	<b>7,469,455</b>	<b>-</b>	<b>67,049,517</b>	<b>228,035,539</b>	<b>188,328,505</b>
	Capital Work in Progress (B)				-					-	-
	<b>TOTAL (A+B)</b>	<b>247,908,567</b>	<b>47,176,489</b>	<b>-</b>	<b>295,085,056</b>	<b>59,580,062</b>	<b>7,469,455</b>	<b>-</b>	<b>67,049,517</b>	<b>228,035,539</b>	<b>188,328,505</b>

## Schedule No.4 (FIXED ASSETS)

## School of Engineering

Amount in Rupees

No.	Particulars	GROSS BLOCK				DEPRECIATION				NET BLOCK	
		Opening Balance	Additions during the year	Deductions during the year	Closing Balance	Depreciation Op.Balance	Depreciation for the year	Deds/ Adj	Total Depreciation	2022-23	2021-22
	<b>Tangible Assets</b>										
1	Land	-			-	-			-	-	-
2	Site Development	-			-	-			-	-	-
3	Buildings	311,910,288			311,910,288	75,514,776	6,238,206		81,752,982	<b>230,157,306</b>	236,395,512
4	Roads & Bridges	-			-	-			-	-	-
5	Tubewells & Water Supply	-			-	-			-	-	-
6	Sewage & Drainage	-			-	-			-	-	-
7	Electrical Installation and Equipment	-	1,506,558	422,454	1,084,104	-	54,204	21,123	33,081	<b>1,051,023</b>	-
8	Plant & Machinery	-			-	-			-	-	-
9	Scientific & Lab Equipment	74,674,684	2,404,559	-	77,079,243	74,674,684	192,365		74,867,049	<b>2,212,194</b>	-
10	Office Equipment	16,166,222	79,650		16,245,872	14,162,113	1,218,440		15,380,553	<b>865,319</b>	2,004,109
11	Audio Visual Equipment	-	251,501		251,501	-	18,863		18,863	<b>232,638</b>	-
12	Computers & Peripherals	15,763,740	3,557,048		19,320,788	11,336,924	2,863,915		14,200,839	<b>5,119,949</b>	4,426,816
13	Furniture, Fixtures & Fittings	25,832,625	694,961		26,527,586	23,988,147	1,989,569		25,977,716	<b>549,870</b>	1,844,478
14	Vehicles	9,667,959			9,667,959	9,667,959	-		9,667,959	-	-
15	Library Books & Scientific Journals	23,972,543	232,953		24,205,496	23,225,463	980,033		24,205,496	-	747,080
	<b>Total for Tangible Assets</b>	<b>477,988,061</b>	<b>8,727,230</b>	<b>422,454</b>	<b>486,292,837</b>	<b>232,570,066</b>	<b>13,555,595</b>	<b>21,123</b>	<b>246,104,538</b>	<b>240,188,299</b>	<b>245,417,995</b>
	<b>Intangible Assets</b>										
1	E-Journals	2,221,485			2,221,485	1,291,405	572,599	-	1,864,004	<b>357,481</b>	930,080
2	Computer Software	8,606,084	1,507,525		10,113,609	7,791,530	1,259,528		9,051,058	<b>1,062,551</b>	814,554
3	Patents and Copyrights	-			-	-			-	-	-
	<b>Total for Intangible Assets</b>	<b>10,827,569</b>	<b>1,507,525</b>	<b>-</b>	<b>12,335,094</b>	<b>9,082,935</b>	<b>1,832,127</b>	<b>-</b>	<b>10,915,062</b>	<b>1,420,032</b>	<b>1,744,634</b>
	<b>Grand Total (A)</b>	<b>488,815,630</b>	<b>10,234,755</b>	<b>422,454</b>	<b>498,627,931</b>	<b>241,653,001</b>	<b>15,387,722</b>	<b>21,123</b>	<b>257,019,600</b>	<b>241,608,331</b>	<b>247,162,629</b>
	Capital Work in Progress (B)				-					-	-
	<b>TOTAL (A+B)</b>	<b>488,815,630</b>	<b>10,234,755</b>	<b>422,454</b>	<b>498,627,931</b>	<b>241,653,001</b>	<b>15,387,722</b>	<b>21,123</b>	<b>257,019,600</b>	<b>241,608,331</b>	<b>247,162,629</b>

## Schedule No.4 (FIXED ASSETS)

		Abstract								Amount in Rupees	
No.	Particulars	GROSS BLOCK			Closing Balance	DEPRECIATION				NET BLOCK	
		Opening Balance	Additions during the year	Deductions during the year		Depreciation Op.Balance	Depreciation for the year	Deds/ Adj	Total Depreciation	2022-23	2021-22
	<b>Tangible Assets</b>										
1	Land	-	-	-	-	-	-	-	-	-	-
2	Site Development	-	-	-	-	-	-	-	-	-	-
3	Buildings	592,982,746	30,968,738	-	623,951,484	118,905,291	12,479,029	-	131,384,320	<b>492,567,164</b>	474,077,455
4	Roads & Bridges	3,448,432	-	-	3,448,432	247,759	68,969	-	316,728	<b>3,131,704</b>	3,200,673
5	Tubewells & Water Supply	-	-	-	-	-	-	-	-	-	-
6	Sewage & Drainage	1,964,236	-	-	1,964,236	157,140	39,286	-	196,426	<b>1,767,810</b>	1,807,096
7	Electrical Installation and Equipment	14,368,878	5,651,015	1,245,436	18,774,457	3,741,429	929,546	62,272	4,608,703	<b>14,165,754</b>	10,627,449
8	Plant & Machinery	94,151,630	-	-	94,151,630	57,195,643	3,746,528	-	60,942,171	<b>33,209,460</b>	36,955,988
9	Scientific & Lab Equipment	104,594,001	2,686,708	-	107,280,709	85,898,717	2,093,997	-	87,992,714	<b>19,287,995</b>	18,695,284
10	Office Equipment	66,127,457	5,549,531	-	71,676,988	52,719,180	4,309,931	-	57,029,111	<b>14,647,876</b>	13,408,276
11	Audio Visual Equipment	18,479,016	1,319,518	-	19,798,534	4,788,920	1,484,891	-	6,273,811	<b>13,524,723</b>	13,690,096
12	Computers & Peripherals	84,525,938	4,331,377	-	88,857,315	70,836,055	7,028,996	-	77,865,051	<b>10,992,264</b>	13,689,883
13	Furniture, Fixtures & Fittings	66,543,087	3,763,143	-	70,306,230	42,750,915	4,853,644	-	47,604,559	<b>22,701,671</b>	23,792,172
14	Vehicles	16,383,334	5,940,594	-	22,323,928	14,003,760	1,060,731	-	15,064,491	<b>7,259,437</b>	2,379,574
15	Library Books & Scientific Journals	49,188,830	2,476,398	-	51,665,228	40,650,912	2,059,923	-	42,710,835	<b>8,954,393</b>	8,537,918
	<b>Total for Tangible Assets</b>	<b>1,112,757,585</b>	<b>62,687,022</b>	<b>1,245,436</b>	<b>1,174,199,171</b>	<b>491,895,720</b>	<b>40,155,471</b>	<b>62,272</b>	<b>531,988,919</b>	<b>642,210,252</b>	<b>620,861,865</b>
	<b>Intangible Assets</b>										
1	E-Journals	8,345,156	663,424	-	9,008,580	6,190,341	2,062,703	-	8,253,044	<b>755,536</b>	2,154,815
2	Computer Software	21,791,531	4,977,787	-	26,769,318	19,956,276	3,884,492	-	23,840,768	<b>2,928,550</b>	1,835,255
3	Patents and Copyrights	-	-	-	-	-	-	-	-	-	-
	<b>Total for Intangible Assets</b>	<b>30,136,687</b>	<b>5,641,211</b>	<b>-</b>	<b>35,777,898</b>	<b>26,146,617</b>	<b>5,947,195</b>	<b>-</b>	<b>32,093,812</b>	<b>3,684,086</b>	<b>3,990,070</b>
	<b>Grand Total (A)</b>	<b>1,142,894,272</b>	<b>68,328,233</b>	<b>1,245,436</b>	<b>1,209,977,069</b>	<b>518,042,337</b>	<b>46,102,666</b>	<b>62,272</b>	<b>564,082,731</b>	<b>645,894,338</b>	<b>624,851,935</b>
	Capital Work in Progress (B)	-	-	-	-	-	-	-	-	-	-
	<b>TOTAL (A+B)</b>	<b>1,142,894,272</b>	<b>68,328,233</b>	<b>1,245,436</b>	<b>1,209,977,069</b>	<b>518,042,337</b>	<b>46,102,666</b>	<b>62,272</b>	<b>564,082,731</b>	<b>645,894,338</b>	<b>624,851,935</b>



**SCHEDULE 5 : INVESTMENTS FROM EARMARKED / ENDOWMENT FUNDS****(Amount in Rs.)**

S.NO	Particular	Corpus Fund	General Fund	Endowment Fund	Designated Fund	Projects	Self Finance	Engineering	2022-23	2021-22
1	In Central Government Securities									
2	In State Government Securities									
3	Other Approved Securities									
4	Shares									
5	Debentures and Bonds									
6	Term Deposits with Banks	2,47,83,073	2,85,12,020	3,41,00,795	7,66,56,644	32,69,299	10,47,22,171	41,43,93,181	<b>68,64,37,183</b>	46,75,50,108
7	Others (to be specified)									
	<b>Total</b>	<b>2,47,83,073</b>	<b>2,85,12,020</b>	<b>3,41,00,795</b>	<b>7,66,56,644</b>	<b>32,69,299</b>	<b>10,47,22,171</b>	<b>41,43,93,181</b>	<b>68,64,37,183</b>	<b>46,75,50,108</b>

**SCHEDULE 6 : INVESTMENTS - OTHERS****(Amount in Rs.)**

S.NO	Particular	Plan	Non Plan	2022-23	2021-22
1	In Central Government Securities				
2	In State Government Securities				
3	Other Approved Securities				
4	Shares				
5	Plan				
6	Non Plan				
	<b>Total</b>	-	-	-	-

**AVINASHILINGAM INSTITUTE FOR HOME SCIENCE AND HIGHER EDUCATION FOR WOMEN,  
COIMBATORE -641043. TAMILNADU**

**List of fixed deposit held by the Institute as on 31-03-2023- Schedule -5 A**

(Amount in Rs.)

Corpus Fund A/c No.914689468									
S.No	Name of the bank	FDR No	Date of Investment	Date of Maturity	Amount of Investment	Maturity Amount	Rate of Interest	No. of days	Interest up to 31.03.2023
1	Indian Bank	0317138 / 7380392413	27-12-2022	04-07-2024	2,100,000	23,33,503	7.00%	94	37,858
2	Indian Bank	0317273/7409927690	24-01-2023	01-08-2024	3,700,000	41,12,198	7.00%	66	46,833
3	Indian Bank	0710056 / 6598534981	11-01-2023	11-01-2028	1,244,522	16,84,467	6.10%	79	16,431
4	Indian Bank	0710102 / 6602499401	26-12-2020	26-12-2023	3,719,952	43,12,688	5.10%	825	4,28,814
5	Indian Bank	0947624 /6564643265	15-09-2022	15-09-2027	658,860	8,72,214	5.65%	197	20,092
6	Indian Bank	0947738 / 6573435276	17-10-2022	17-10-2027	3,359,739	44,47,698	5.65%	165	85,811
7	TNFIDC	0870280 / 0120200870280	07-10-2021	07-10-2026	5,000,000	74,29,737	8.00%	540	5,91,781
8	TNFIDC	0870281/0120200870281	07-10-2021	07-10-2026	5,000,000	74,29,737	8.00%	540	5,91,781
			<b>Total</b>		<b>24,783,073</b>	<b>3,26,22,242</b>			<b>18,19,401</b>
General Fund A/c No.474664462									
S.No	Name of the bank	FDR No	Date of Investment	Date of Maturity	Amount of Investment	Maturity Amount	Rate of Interest	No. of days	Interest up to 31.03.2023
1	Indian Bank	0710101/ 6602504558	27-12-2020	27-11-2023	995,999	11,54,701	5.10%	824	1,14,674
2	Indian Bank	0945769/ 6419831608	19-03-2022	19-03-2025	116,021	1,35,472	5.20%	377	6,231
3	Indian Bank	0918681 / 7259859138	27-07-2022	27-08-2025	2,000,000	23,74,358	5.60%	247	75,792
4	Indian Bank	0317140/ 7380393904	27-12-2022	04-07-2024	5,500,000	61,11,557	7.00%	94	99,151
5	Indian Bank	0317271 / 7410781088	25-01-2023	02-08-2024	19,900,000	2,21,16,958	7.00%	65	2,48,068
			<b>Total</b>		<b>28,512,020</b>	<b>3,18,93,046</b>			<b>5,43,916</b>
Endowment Account									
S.No	Name of the bank	FDR No	Date of Investment	Date of Maturity	Amount of Investment	Maturity Amount	Rate of Interest	No. of days	Interest up to 31.03.2023
1	Indian Bank	0443079 / 6680697830	16-02-2022	04-04-2023	315,542	3,33,752	5.00%	408	17,636
2	Indian Bank	0443080 / 6680707044	16-02-2022	04-04-2023	225,734	2,38,761	5.00%	408	12,616
3	Indian Bank	0710096/ 6602244442	25-12-2020	25-11-2023	539,837	6,25,854	5.10%	826	62,305
4	Indian Bank	0443934 / 6773788190	29-06-2022	02-07-2025	628,404	7,37,023	5.35%	275	25,330
5	Indian Bank	0317007 /7346460782	21-11-2022	21-11-2025	430,000	5,20,227	6.40%	130	9,802
6	Indian Bank	0180368/ 6963847404	23-12-2020	23-12-2025	500,000	6,45,784	5.15%	828	58,414
7	Indian Bank	0180369/ 6963856281	23-12-2020	23-12-2025	700,000	9,04,097	5.15%	828	81,779
8	Indian Bank	0317019 / 7351836193	25-11-2022	26-11-2024	697,288	7,93,403	6.50%	126	15,646
9	Indian Bank	0317020 / 7351836217	25-11-2022	26-11-2024	697,288	7,93,403	6.50%	126	15,646
10	Indian Bank	0317021 / 7351836240	25-11-2022	26-11-2024	697,288	7,93,403	6.50%	126	15,646
11	Indian Bank	0317022 / 7351836681	25-11-2022	26-11-2024	976,209	11,10,771	6.50%	126	21,905
12	Indian Bank	0317023 / 7351836705	25-11-2022	26-11-2024	976,209	11,10,771	6.50%	126	21,905
13	Indian Bank	0317024 / 7351836738	25-11-2022	26-11-2024	916,996	10,43,396	6.50%	126	20,576
14	Indian Bank	0317139 / 7380393063	27-12-2022	04-07-2024	1,800,000	20,00,146	7.00%	94	32,449
			<b>Total - 1</b>		<b>10,100,795</b>	<b>1,16,50,791</b>			<b>4,11,655</b>
15	TPFIDC	0120109028783 / 9028783	15-07-2020	15-07-2023	5,000,000	50,00,000	8.57%	989	Received on 31.03.23
16	TPFIDC	0120109028782 / 9028782	15-07-2020	15-07-2023	5,000,000	50,00,000	8.57%	989	
17	TPFIDC	0120109028781 / 9028781	15-07-2020	15-07-2023	5,000,000	50,00,000	8.57%	989	
18	TPFIDC	0120109028779 / 9028779	15-07-2020	15-07-2023	5,000,000	50,00,000	8.57%	989	
19	TPFIDC	0120109028785 / 9028785	15-07-2020	15-07-2023	4,000,000	40,00,000	8.57%	989	
			<b>Total - 2</b>		<b>24,000,000</b>	<b>2,40,00,000</b>			<b>0</b>
			<b>Total - (1+2)</b>		<b>34,100,795</b>	<b>3,56,50,791</b>			<b>4,11,655</b>

Designated Fund: FDRs									
FREE WORKING LUNCH SCHEME A/c.No. 7284715447									
S.No	Name of the bank	FDR No	Date of Investment	Date of Maturity	Amount of Investment	Maturity Amount	Rate of Interest	No. of days	Interest up to 31.03.2023
1	Indian Bank	0317272 / 7409927146	24-01-2023	01-08-2024	250,000	2,77,851	7.00%	66	3,164
<b>Total</b>					<b>250,000</b>	<b>277,851</b>			<b>3,164</b>

Research & Consultancy A/c No.6059667020									
S.No	Name of the bank	FDR No	Date of Investment	Date of Maturity	Amount of Investment	Maturity Amount	Rate of Interest	No. of days	Interest up to 31.03.2023
1	Indian Bank	0947660/6567900672	17-09-2022	17-09-2027	105,442	1,39,586	5.65%	195	3,183
2	Indian Bank	0710818/6660483083	03-08-2022	03-08-2023	1,651,719	17,40,156	5.25%	240	57,018
3	Indian Bank	0947625/6564642024	15-09-2022	15-09-2027	1,713,043	22,67,765	5.65%	197	52,238
4	Indian Bank	0443945/6775624548	05-07-2022	05-07-2025	3,486,437	41,19,431	5.60%	269	1,43,890
5	Indian Bank	0947912/6585859235	30-11-2022	30-11-2027	3,555,003	48,59,332	6.30%	121	74,246
6	Indian Bank	0317141 / 7380394748	27-12-2022	04-07-2024	2,600,000	28,89,099	7.00%	94	46,871
7	TPFIDC	0120200870282 / 0870282	07-10-2021	07-10-2026	4,000,000	59,43,790	8%	540	4,73,425
<b>Total</b>					<b>17,111,644</b>	<b>2,19,59,159</b>			<b>8,50,871</b>

Student Fund A/c-7255781980									31-03-23
No.	Name of the bank	FDR No	Date of Investment	Date of Maturity	Amount of Investment	Maturity Amount	Rate of Interest	No. of days	Interest up to 31.03.2023
1	Indian Bank	0317333/7425981025	10-02-23	21-05-23	4,000,000	4,038,356	3.50%	49	18,795
2	Indian Bank	0317334/ 7425981660	10-02-23	20-06-23	4,000,000	4,054,849	3.85%	49	20,674
3	Indian Bank	0317338/7427398529	13-02-23	23-07-23	4,000,000	4,067,507	3.85%	46	19,408
4	Indian Bank	0317339/7427398620	13-02-23	22-08-23	4,000,000	4,095,045	4.50%	46	22,685
5	Indian Bank	0317336/7427407772	13-02-23	21-09-23	4,000,000	4,110,174	4.50%	46	22,685
6	Indian Bank	0317337/7427409098	13-02-23	21-10-23	4,000,000	4,125,304	4.50%	46	22,685
7	Indian Bank	0317340/7427496479	14-02-23	21-11-23	4,000,000	4,147,974	4.75%	45	23,425
8	Indian Bank	0317341/7427497031	14-02-23	21-12-23	4,000,000	4,164,153	4.75%	45	23,425
9	Indian Bank	0317342/7427528254	14-02-23	20-01-24	4,000,000	4,180,333	4.75%	45	23,425
10	Indian Bank	0317343/7427528254	14-02-23	19-02-24	4,000,000	4,261,691	6.30%	45	31,068
11	Indian Bank	0317353/7429906553	16-02-23	22-03-24	5,000,000	5,354,674	6.30%	43	37,110
12	Indian Bank	0317354/7429907137	16-02-23	01-05-24	5,000,000	5,391,421	6.30%	43	37,110
<b>Total</b>					<b>50,000,000</b>				<b>3,02,495</b>

## Deposit and Advance A/c

S.No	Name of the bank	FDR No	Date of Investment	Date of Maturity	Amount of Investment	Maturity Amount	Rate of Interest	No. of days	Interest up to 31.03.2023
1	Indian Bank	0918458/7197549329	25-04-2022	26-04-2023	3,050,000	32,07,410	5.05%	340	1,43,475
2	Indian Bank	0918482/7215941229	25-05-2022	26-05-2023	3,045,000	32,02,152	5.05%	310	1,30,601
3	Indian Bank	0918602/7242614981	01-07-2022	02-07-2023	3,200,000	33,70,153	5.20%	273	1,24,458
<b>Total</b>					<b>9,295,000</b>	<b>9,779,715</b>		45016	<b>398,534</b>
<b>Total for Designated Fund</b>					<b>76,656,644</b>				

## Self Finance: FDRs

SELF FINANCE									
S.No	Name of the bank	FDR No	Date of Investment	Date of Maturity	Amount of Investment	Maturity Amount	Rate of Interest	No. of days	Interest up to 31.03.2023
1	Indian Bank	0825018 6785764731	30-07-19	30-07-24	1,407,578	1,981,648	6.90%	1340	356,561
2	Indian Bank	0825196 / 6807783366	20-09-19	20-09-24	2,291,000	3,131,567	6.30%	1288	509,318
3	Indian Bank	0918682 / 7260536088	28-07-22	29-07-23	6,500,000	6,859,187	5.40%	246	236,564
4	Indian Bank	0918804 / 7298274674	21-09-22	23-05-24	1,789,963	1,980,755	6.10%	191	57,137
<b>Total</b>					<b>11,988,541</b>	<b>13,953,157</b>			<b>1,159,580</b>

Examination Self-Finance a/c									
S.No	Name of the bank	FDR No	Date of Investment	Date of Maturity	Amount of Investment	Maturity Amount	Rate of Interest	No. of days	Interest up to 31.03.2023
1	Indian Bank	0317052/7358952351	03-12-2022	14-12-2023	4,000,000	42,58,751	6.30%	118	81,468
2	Indian Bank	0317118/7377326070	22-12-2022	29-06-2024	5,000,000	55,55,960	7.00%	99	94,932
3	Indian Bank	0317119/7377327325	22-12-2022	29-06-2024	5,000,000	55,55,960	7.00%	99	94,932
4	Indian Bank	0317120/7377327971	22-12-2022	29-06-2024	5,000,000	55,55,960	7.00%	99	94,932
5	Indian Bank	0317151/7385835373	30-12-2022	07-07-2024	5,000,000	55,55,960	7.00%	91	87,260
6	Indian Bank	0317152/7385836922	30-12-2022	07-07-2024	5,000,000	55,55,960	7.00%	91	87,260
7	Indian Bank	0317330/7425475869	10-02-2023	18-08-2024	5,000,000	55,57,025	7.00%	49	46,986
8	Indian Bank	0918391/7187163063	31-03-2022	01.04.2023	1,500,000	15,76,634	5.00%	365	75,000
9	Indian Bank	0918880/7317873046	17-10-2022	17-11-2023	7,500,000	79,58,087	5.50%	165	1,86,473
10	Indian Bank	0918895/7323509589	28-10-2022	28.06.2024	3,000,000	33,19,220	6.10%	154	77,211
11	Indian Bank	0918908/7325179932	29-10-2022	29-07-2023	4,500,000	46,62,224	4.75%	153	89,599
12	Indian Bank	0918911/7325936520	31-10-2022	30-04-2023	3,000,000	30,67,880	4.50%	151	55,849
13	Indian Bank	0918912/7325937557	31-10-2022	30-04-2023	3,000,000	30,67,880	4.50%	151	55,849
14	Indian Bank	0918947/7331441177	05-11-2022	21-5-2023	3,000,000	30,73,931	4.50%	146	54,000
15	Indian Bank	0918999/7344749298	18-11-2022	19-11-2023	3,000,000	31,94,063	6.30%	133	68,868
16	Indian Bank	0317287/7413915986	30-01-2023	07-08-2024	3,000,000	33,34,215	7.00%	60	34,521
17	Indian Bank	0317309/7416902837	01-02-2023	09-08-2024	7,000,000	77,79,834	7.00%	58	77,863
18	Indian Bank	0317331/7425476997	10-02-2023	18-08-2024	5,000,000	55,57,025	7.00%	49	46,986
<b>Total</b>					<b>77,500,000</b>	<b>8,41,86,569</b>			<b>14,09,989</b>

Conference & Seminar/Workshop A/c No.6010310202									
S.No	Name of the bank	FDR No	Date of Investment	Date of Maturity	Amount of Investment	Maturity Amount	Rate of Interest	No. of days	Interest up to 31.03.2023
1	Indian Bank	0918498/7221140163	02-06-22	03-06-23	210,000	2,21,166	5.20%	302	9,035
2	Indian Bank	0918511/7225860165	09-06-22	10-06-23	265,000	279,091	5.20%	295	11,137
<b>Total</b>					<b>475,000</b>	<b>5,00,257</b>			<b>20,172</b>

ATNT A/c No.768940247									
S.No	Name of the bank	FDR No	Date of Investment	Date of Maturity	Amount of Investment	Maturity Amount	Rate of Interest	No. of days	Interest up to 31.03.2023
1	Indian Bank	0317130/7378767862	23-12-22	30-06-24	800,000	8,88,954	7.00%	98	15,036
<b>Total</b>					<b>800,000</b>	<b>8,88,954</b>			<b>15,036</b>

PIHEAD A/C.No. 710615270									
S.No	Name of the bank	FDR No	Date of Investment	Date of Maturity	Amount of Investment	Maturity Amount	Rate of Interest	No. of days	Interest up to 31.03.2023
1	Indian Bank	0443944/ 6775625393	05-07-2022	05-07-2025	4,410,917	52,11,759	5.60%	269	1,82,044
2	Indian Bank	0825607/ 6854522386	29-01-2023	29-01-2024	1,047,713	11,13,100	6.10%	61	10,681
3	TNFIDC	0870285 / 0120200870285	18-10-2021	18-10-2026	3,500,000	52,00,816	8.00%	529	4,05,808
4	TNFIDC	0870286 / 0120200870286	18-10-2021	18-10-2026	5,000,000	74,29,737	8.00%	529	5,79,726
<b>Total</b>					<b>13,958,630</b>	<b>1,89,55,412</b>			<b>11,78,259</b>

Total for Self Finance accounts

104,722,171

3,783,036

## School of Engineering: FDRs

SCHOOL OF ENGINEERING									
S.No	Name of the bank	FDR No	Date of Investment	Date of Maturity	Amount of Investment	Maturity Amount	Rate of Interest	No. of days	Interest up to 31.03.2023
1	Canara Bank	1205401000896/4/286273	22-05-19	25-09-29	10,267,811	18,625,995	6.00%	1409	23,78,194
2	Indian Bank	0317122/7378671242	23-12-22	30-06-24	5,000,000	5,555,960	7.00%	98	93,973
3	Indian Bank	0317123/7378671763	23-12-22	30-06-24	5,000,000	5,555,960	7.00%	98	93,973
4	Indian Bank	0317124/7378675951	23-12-22	30-06-24	4,500,000	5,000,364	7.00%	98	84,575
5	Indian Bank	0317125/7378676035	23-12-22	30-06-24	4,500,000	5,000,364	7.00%	98	84,575
6	Indian Bank	0317131/7379553545	26-12-22	03-07-24	5,000,000	5,555,960	7.00%	95	91,096
7	Indian Bank	0317132/7379554196	26-12-22	03-07-24	5,000,000	5,555,960	7.00%	95	91,096
8	Indian Bank	0317133/7379554797	26-12-22	03-07-24	4,500,000	5,000,364	7.00%	95	81,986
9	Indian Bank	0317134/7379555576	26-12-22	03-07-24	4,500,000	5,000,364	7.00%	95	81,986
10	Indian Bank	0317137/7380397625	27-12-22	04-07-24	3,500,000	3,889,172	7.00%	94	63,096
11	Indian Bank	0317172/7391734365	04-01-23	12-07-24	5,000,000	5,557,025	7.00%	86	82,466
12	Indian Bank	0317173/7391736607	04-01-23	12-07-24	5,000,000	5,557,025	7.00%	86	82,466
13	Indian Bank	0317174/7391736612	04-01-23	12-07-24	5,000,000	5,557,025	7.00%	86	82,466
14	Indian Bank	0317175/7392049630	05-01-23	13-07-24	5,000,000	5,557,025	7.00%	85	81,507
15	Indian Bank	0317176/7392050599	05-01-23	13-07-24	5,000,000	5,557,025	7.00%	85	81,507
16	Indian Bank	0317236/7405141147	19-01-23	27-07-24	5,000,000	5,557,025	7.00%	71	68,082
17	Indian Bank	0317237/7405140438	19-01-23	27-07-24	5,000,000	5,557,025	7.00%	71	68,082
18	Indian Bank	0317238/7405139148	19-01-23	27-07-24	5,000,000	5,557,025	7.00%	71	68,082
19	Indian Bank	0317239/7405138372	19-01-23	27-07-24	4,000,000	4,445,620	7.00%	71	54,466
20	Indian Bank	0317246/7406056747	20-01-23	28-07-24	5,000,000	5,557,025	7.00%	70	67,123
21	Indian Bank	0317247/7406057402	20-01-23	28-07-24	5,000,000	5,557,025	7.00%	70	67,123
22	Indian Bank	0317248/7406058508	20-01-23	28-07-24	5,000,000	5,557,025	7.00%	70	67,123
23	Indian Bank	0317249/7406058881	20-01-23	28-07-24	4,000,000	4,445,620	7.00%	70	53,699
24	Indian Bank	0317256/7407100298	21-01-23	29-07-24	5,000,000	5,557,025	7.00%	69	66,164
25	Indian Bank	0317257/7407102036	21-01-23	29-07-24	5,000,000	5,557,025	7.00%	69	66,164
26	Indian Bank	0317258/7407103630	21-01-23	29-07-24	5,000,000	5,557,025	7.00%	69	66,164
27	Indian Bank	0317259/7407112272	21-01-23	29-07-24	4,000,000	4,445,620	7.00%	69	52,932
28	Indian Bank	0317261/7407780443	23-01-23	31-07-24	3,000,000	3,34,215	7.00%	67	38,548
29	Indian Bank	0317328/7424938127	09-02-23	30-05-23	5,000,000	5,052,740	3.50%	50	23,973
30	Indian Bank	0317329/7424939357	09-02-23	17-08-24	5,000,000	5,557,025	7.00%	50	47,945
31	Indian Bank	09118903/7324718593	29-10-22	30-06-24	5,000,000	5,532,034	6.10%	153	1,27,849
32	Indian Bank	0918415/7194143435	18-04-22	19-04-23	5,000,000	5,852,049	5.05%	347	2,40,048
33	Indian Bank	0918539/7230174098	16-06-22	16-07-24	5,000,000	5,287,617	5.20%	288	2,05,151
34	Indian Bank	0918540/7230175648	16-06-22	16-07-24	5,000,000	5,287,617	5.20%	288	2,05,151
35	Indian Bank	0918541/7230182667	16-06-22	16-07-24	4,500,000	4,758,855	5.20%	288	1,84,636
36	Indian Bank	0918542/7230183105	16-06-22	16-07-24	4,500,000	4,758,855	5.20%	288	1,84,636
37	Indian Bank	0918543/7231176120	16-06-22	18-06-23	5,000,000	5,265,864	5.20%	288	2,05,151
38	Indian Bank	0918544/7231504200	17-06-22	18-06-23	5,000,000	5,265,864	5.20%	287	2,04,438
39	Indian Bank	0918545/7232280164	18-06-22	18-07-23	5,000,000	5,257,617	5.20%	286	2,03,726
40	Indian Bank	0918546/7232281431	18-06-22	18-07-23	5,000,000	5,257,617	5.20%	286	2,03,726
41	Indian Bank	0918547/7232281522	18-06-22	18-07-23	4,500,000	4,758,855	5.20%	286	1,83,353
42	Indian Bank	0918586/7244456602	04-07-22	04-08-23	5,000,000	5,299,712	5.40%	270	1,99,726
43	Indian Bank	0918587/7244457492	04-07-22	04-08-23	5,000,000	5,299,712	5.40%	270	1,99,726
44	Indian Bank	0918588/7244458598	04-07-22	04-08-23	4,500,000	4,769,741	5.40%	270	1,79,753
45	Indian Bank	0918589/7244458735	04-07-22	04-08-23	4,500,000	4,769,741	5.40%	270	1,79,753
46	Indian Bank	0918593/7244973039	05-07-22	05-08-23	5,000,000	5,299,712	5.40%	269	1,98,986
47	Indian Bank	0918594/7244973120	05-07-22	05-08-23	5,000,000	5,299,712	5.40%	269	1,98,986
48	Indian Bank	0918599/7246138701	06-07-22	06-08-23	4,500,000	4,769,741	5.40%	268	1,78,422
49	Indian Bank	0918600/7248139802	06-07-22	06-08-23	4,500,000	4,769,741	5.40%	268	1,78,422
50	Indian Bank	0918603/7243274588	02-07-22	03-07-23	5,000,000	5,265,864	5.20%	272	1,93,753



51	Indian Bank	0918641/7252697671	16-07-22	16-03-24	5,000,000	5,467,019	5.40%	258	1,90,849
52	Indian Bank	0918642/7252700606	16-07-22	16-03-24	5,000,000	5,467,019	5.40%	258	1,90,849
53	Indian Bank	0918643/7252756219	16-07-22	16-03-24	5,000,000	5,467,019	5.40%	258	1,90,849
54	Indian Bank	0918644/7253053373	16-07-22	16-03-24	4,990,000	5,456,085	5.40%	258	1,90,468
55	Indian Bank	0918650/7254559876	19-07-22	19-05-24	5,000,000	5,516,448	5.40%	255	1,88,630
56	Indian Bank	0918651/7254562028	19-07-22	19-05-24	5,000,000	5,516,448	5.40%	255	1,88,630
57	Indian Bank	O 0918652/7254562084	19-07-22	19-05-24	5,000,000	5,516,448	5.40%	255	1,88,630
58	Indian Bank	0918653/7254207857	18-07-22	18-04-24	5,000,000	5,492,073	5.40%	256	1,89,370
59	Indian Bank	0918654/7254207358	18-07-22	18-04-24	5,000,000	5,492,073	5.40%	256	1,89,370
60	Indian Bank	0918658/7255150046	20-07-22	20-05-24	5,000,000	5,516,448	5.40%	254	1,87,890
61	Indian Bank	0918659/7249623104	12-07-22	12-08-23	5,000,000	5,299,712	5.40%	262	1,93,808
62	Indian Bank	0918660/7256471740	21-07-22	21-08-23	1,000,000	1,059,942	5.40%	253	37,430
63	Indian Bank	0918661/7256603712	13-07-22	13-09-23	5,000,000	5,323,907	5.40%	261	1,93,068
64	Indian Bank	0918662/7256604206	13-07-22	13-09-23	5,000,000	5,323,907	5.40%	261	1,93,068
65	Indian Bank	0918666/7257242539	14-07-22	14-10-23	5,000,000	5,343,736	5.40%	260	1,92,329
66	Indian Bank	0918667/7257247809	14-07-22	14-10-23	5,000,000	5,346,736	5.40%	260	1,92,329
67	Indian Bank	0918668/7257282016	14-07-22	14-10-23	5,000,000	5,346,736	5.40%	260	1,92,329
68	Indian Bank	0918669/7257282094	14-07-22	14-10-23	4,990,000	5,336,043	5.40%	260	1,91,944
69	Indian Bank	0918673/7258239716	15-07-22	15-01-24	4,990,000	5,408,079	5.40%	259	1,91,206
70	Indian Bank	0918728/7271315750	16-08-22	16-01-24	310,370	334,889	5.40%	227	10,423
71	Indian Bank	0918799/7208268539	19-09-22	21-05-24	260,000	287,713	6.10%	193	8,386
72	Indian Bank	0918864/7313699139	12-10-22	13-06-2024	85,000	94,045	6.10%	170	2,415
73	Indian Bank	0918901/7324286775	28-10-22	29-10-2023	20,000,000	21,367,428	6.65%	154	5,61,151
74	Indian Bank	0918902/7324288693	28-10-22	29-10-2023	20,000,000	21,367,428	6.65%	154	5,61,151
75	Indian Bank	0918904/7324719461	02-10-22	30-06-2024	5,000,000	5,532,034	6.10%	180	1,50,411
76	Indian Bank	1317327/7424932975	09-02-23	17-08-2024	5,000,000	5,557,025	7.00%	50	47,945
77	Indian Bank	0918548/7232282106	18-06-22	18-07-2023	4,500,000	4,758,855	5.20%	286	1,83,353
				<b>Total</b>	<b>389,393,181</b>				<b>1,32,84,305</b>

## SELF FINANCE EMPLOYEES GRATUITY FUND

S.No	Name of the bank	FDR No	Date of Investment	Date of Maturity	Amount of Investment	Maturity Amount	Rate of Interest	No. of days	Interest up to 31.03.2023
1	TNPFC	9035762/0120109035762	13.08.2020	13.08.2025	9,000,000	9,000,000	8.57%		Received up to 31.03.2023
2	TNPFC	9035760/0120109035760	13.08.2020	13.08.2025	8,000,000	8,000,000	8.57%		
3	TNPFC	9035757/0120109035757	13.08.2020	13.08.2025	8,000,000	8,000,000	8.57%		
				<b>Total</b>	<b>25,000,000</b>	<b>25,000,000</b>			-

**Total for Engineering 414,393,181**

## Projects: FDRs

## PROJECTS - DST CURIE

S.No	Name of the bank	FDR No	Date of Investment	Date of Maturity	Amount of Investment	Maturity Amount	Rate of Interest	No. of days	Interest up to 31.03.2023
1	Indian Bank	0180340/6957556319	11-12-22	12-12-23	154,299	164,280	6.30%	110	2,930
				<b>Total</b>	<b>154,299</b>	<b>164,280</b>		<b>110</b>	<b>2,930</b>

## PROGRAMMES AND SCHEMES

S.No	Name of the bank	FDR No	Date of Investment	Date of Maturity	Amount of Investment	Maturity Amount	Rate of Interest	No. of days	Interest up to 31.03.2023
1	Indian Bank	7437034159 / 0317385	24-02-23	01-09-24	1,400,000	1,555,967	7.00%	35	9,397
2	Indian Bank	7254264645 / 0918649	19-07-22	20-07-23	1,715,000	1,809,770	5.40%	255	64,700
				<b>Total</b>	<b>3,115,000</b>	<b>3,365,737</b>			<b>74,097</b>

**TOTAL FOR PROJECTS 3,269,299**

**Grand Total for Sch.5A 686,437,183**

## SCHEDULE 7 - CURRENT ASSETS

(Amount in Rs.)

	Particular	Non-Plan	Corpus Fund	General Fund	Endowment	Desig Fund	Projects	Scholarship	Self Finance	Engineering	2022-23	2021-22
<b>1. Stock:</b>												
a)	Stores and Spares											
b)	Loose Tools											
c)	Publications											
d)	Laboratory Cemicsals, Consumables and Glass											
e)	Building Material											
f)	Electrical Mateial											
g)	Stationery											
h)	Water supply Material											
<b>2. Sundry Debtors:</b>												
a)	Debts Outstanding for a Period Exceeding Six											
b)	Others											
<b>3. Cash and Bank Balances:</b>												
a)	<b>With Scheduled Banks:</b>											
	- In Savings Accounts	<b>76,355,530</b>	<b>251,603</b>	<b>1,358,869</b>	<b>2,130,398</b>	<b>43,601,808</b>	<b>18,627,823</b>	<b>876,527</b>	<b>45,263,278</b>	<b>13,890,684</b>	<b>202,356,520</b>	<b>531,542,042</b>
b)	<b>With Non Scheduled Banks:</b>											
<b>4. Post Office Savings Accounts</b>												
	<b>Total</b>	<b>76,355,530</b>	<b>251,603</b>	<b>1,358,869</b>	<b>2,130,398</b>	<b>43,601,808</b>	<b>18,627,823</b>	<b>876,527</b>	<b>45,263,278</b>	<b>13,890,684</b>	<b>202,356,520</b>	<b>531,542,042</b>

**Schedule 7 A (Annexure - A- Bank Balances)**  
**Bank Balances Accounts as on 31.03.2023 as per Cash Book**

**Amount in Rupees**

S.No.	Account	Bank Name	Account No	Balance	Total Balance
<b>Non Plan</b>					
1	Non Plan	Indian Bank	6025905099	9,07,320	
2	Non-Plan fee	Indian Bank	998534811	6,52,52,914	
3	NP PFMS Account	Indian Bank	6753374103	69,76,646	
4	TN Maintenance Grant	Indian Bank	6806280206	-	
5	RBI TSA	RBI	10671301083	-	
6	XII Plan /GDA	Indian Bank	6059679932	32,18,650	
	<b>Total</b>			<b>7,63,55,530</b>	<b>7,63,55,530</b>
7	Corpus Fund	Indian Bank	914689468	2,51,603	<b>2,51,603</b>
<b>General Fund</b>					
8	General Fund	Indian Bank	474664462	11,58,292	
9	General Fund	Indian Bank	6911288445	2,00,577	
	<b>Total</b>			<b>13,58,869</b>	<b>13,58,869</b>
10	Endowment Fund	Indian Bank	474664484	<b>21,30,398</b>	<b>21,30,398</b>
11	Scholarship Fund	Indian Bank	835702320	8,22,193	
12	Scholarship Fund	Indian Bank	6753374806	248	
13	Scholarship Fund	Indian Bank	6718871211	54,086	
				<b>8,76,527</b>	<b>8,76,527</b>
<b>Designated Fund</b>					
14	Online Account	Indian Bank	6543956204	674837	
15	Misc fee Receipts online	Indian Bank	6806281391	3	
16	Alumni Fee Account	Indian Bank	6911290408	1022596	
17	HBA Revolving Fund	Indian Bank	474664734	0	
18	Avinashilingam Free working lunch scheme	Indian Bank	7284715447	174704	
19	Research & Consultancy	Indian Bank	6059667020	1318703	
20	Examination General Fund	Indian Bank	474664473	6683929	
21	Students Deposit Account	Indian Bank	7255769361	10381862	
22	Students Fund Account	Indian Bank	7255781980	8064292	
23	Deposit & Advance	Indian Bank	915851476	15280882	
	<b>Total for Designated Fund</b>			<b>4,36,01,808</b>	<b>4,36,01,808</b>

**Schedule 7 A (Annexure - A- Bank Balances)**  
**Bank Balances Accounts as on 31.03.2023 as per Cash Book**

**Amount in Rupees**

S.No.	Account	Bank Name	Account No	Balance	Total Balance
	<b>Self Finance</b>				
24	Self Finance	Indian Bank	474664847	3,66,94,373	
25	Examination Self Finance	Indian Bank	896772512	44,91,014	
26	Conference / seminar/ Workshop-SF	Indian Bank	6010310202	35,14,454	
27	ATNT	Indian Bank	768940247	34,826	
28	NAIP - National Agricultural Innovation	Indian Bank	839969335	29,100	
29	PIHEAD	Indian Bank	710615270	4,99,511	
	<b>Total</b>			<b>4,52,63,278</b>	<b>4,52,63,278</b>
	<b>Engineering</b>				
30	School of Engineering Account	Indian Bank	474664643	56,19,680	
31	Engineering-Net Banking A/c	Indian Bank	6006379135	14,11,527	
32	Engg- SF Emp. Gratuity fund	Indian Bank	6916166781	49,347	
33	Engg-SF Employees Gratuity Fund a/c	Indian Bank	6780362286	68,10,130	
	<b>Total</b>			<b>1,38,90,684</b>	<b>1,38,90,684</b>
	<b>PROJECTS</b>				
	<b>UGC PROJECTS</b>				
34	UGC Projects	Indian Bank	474664495	57,92,238	
35	UGC Projects-M Sc counselling	Indian Bank	996099573	64,567	
36	UGC PARAMARSH	Indian Bank	6780361667	31,711	
37	UGC - Cyber Security	Indian Bank	6753363770	1,099	
38	UGC - Early Childhood Care and Education	Indian Bank	6725307855	436	
39	UGC - E Assessment	Indian Bank	6725307786	2,93,157	
40	UGC - School Counselling	Indian Bank	6718871062	2,287	
41	UGC - Supply Chain Management	Indian Bank	6753373325	201	
42	STRIDE	Indian Bank	6806279788	3,646	
	<b>Total for UGC Projects</b>			<b>61,89,342</b>	
	<b>DST</b>				
43	DST CURIE	Indian Bank	849927031	1,88,527	
44	Multimodal Approaches in Teaching	Indian Bank	474664698	2,071	
45	DST Curie II Phase - Core Research Grant for AI	Indian Bank	6841554652	2,87,827	
46	DST Curie II Phase - Core Research Grant for AI	Bank of Maharashtra	60423567176	7,23,203	
	<b>Total for DST</b>			<b>12,01,628</b>	

**Schedule 7 A (Annexure - A- Bank Balances)**  
**Bank Balances Accounts as on 31.03.2023 as per Cash Book**

**Amount in Rupees**

S.No.	Account	Bank Name	Account No	Balance	Total Balance
	<b>Programmes &amp; Schemes</b>				
47	Programes and Schemes	Indian Bank	917248759	<b>60,22,750</b>	
	<b>ICSSR Project</b>				
48	Development of assessible website	Indian Bank	6780359830	1,82,813	
49	Access and Utilization of PM Fasal Bima	Indian Bank	6753373777	9,585	
50	Assessment of Social Emotional Learning Skills	Indian Bank	6753374261	-	
51	Impact of MRP Women Empowerment	Indian Bank	6753374261	2,93,910	
52	Impact Water Polution on Welfare Loss of Farm	Indian Bank	6753374635	1,827	
53	Instituting Women Startups Promoting Incubators	Indian Bank	6779964841	3,684	
54	Socio Cultural of Explorative Study & Desigining product	Indian Bank	6806275229	3,29,225	
	<b>Total for ICSSR Project</b>			<b>8,21,044</b>	
	<b>SERB</b>				
55	SERB - Technology Dvelopment for the Support	Indian Bank	6717297880	19,895	
56	SERB - Edibile Bio based food packing	Indian Bank	6718870397	6,347	
	<b>Total for SERB Project</b>			<b>26,242</b>	
57	<b>CMPDI-Ultrasonic Washing for Desuperising of Coal</b>	Indian Bank	6841476944	<b>17,87,611</b>	
	<b>Engineering Projects</b>				
58	Engg- Skill Development Programme	Indian Bank	6966657125	35,339	
59	Engg - Projects & Schemes	Indian Bank	959887503	11,37,246	
60	Engg- Short Term Training Programme	Indian Bank	6780363494	21,500	
	<b>Total for Engineering Projects</b>			<b>11,94,085</b>	
	<b>NSS</b>				
61	NSS - ETI	Indian Bank	954199157	8,935	
62	NSS - Regular A/c	Indian Bank	474664542	10,33,148	
63	NSS - Regular A/c	SBI	41543372318	-	
64	NSS - Special Camp A/c	Indian Bank	474664553	2,14,754	
65	NSS - Corpus Fund	Indian Bank	474664916	1,28,284	
	<b>Total For NSS</b>			<b>13,85,121</b>	
	<b>Total for Projects</b>			<b>1,86,27,823</b>	<b>1,86,27,823</b>
	<b>Grand Total for Schedule 7</b>				<b>20,23,56,520</b>
66	Provident Fund	Indian Bank	474664519	10,13,340	
67	Provident Fund	SBI	10693414622	14,84,66,606	
	<b>Total</b>			<b>14,94,79,946</b>	
68	New Pension Contribution Scheme	Indian Bank	474653483	2,10,627	
	<b>Grand Total</b>				<b>35,20,47,093</b>



## SCHEDULE 8 - LOANS, ADVANCES &amp; DEPOSITS

(Amount in Rs.)

No	Particulars	Non-Plan	Corpus Fund	General Fund	Endowment	Desig Fund	Projects	Self Finance	Engineering	2022-23	2021-22
<b>1</b>	<b>Advances to Employees : (Non-</b>									-	-
a)	Salary					-				-	-
b)	Festival					-				-	-
c)	General/LTC Advances/Imprest					-				-	-
d)	General Advances					311,872		3,479,577	215,198	<b>4,006,647</b>	1,825,402
<b>2</b>	<b>Long Term Advances to Employees : (Interest</b>					-				-	-
a)	Vehicle Loan					-				-	-
b)	Home Loan					-				-	-
c)	Other Advances	147,106	-			-	220,842			<b>367,948</b>	614,033
<b>3</b>	<b>Advances and other amounts recoverable in cash or in kind or for value to be received:</b>					-				-	-
a)	On Capital Account					-				-	-
b)	Deposits with others			-		20,000				<b>20,000</b>	-
c)	General Advances					-				-	-
<b>4</b>	<b>Prepaid Expenses</b>					-				-	-
a)	Insurance (Pre-paid)	345,793				-		206,795	48,900	<b>601,488</b>	1,299,419
b)	Other Expenses	7,166,819				-				<b>7,166,819</b>	8,567,694
<b>5</b>	<b>Deposits</b>					-				-	-
a)	Telephone	2,000				-				<b>2,000</b>	2,000
b)	TWAD					-				-	-
c)	Electricity					-				-	-
d)	AICTE, if applicable					-				-	-
e)	Others (to be specified)-			493,930		-	4,840		394,277	<b>893,047</b>	901,547
f)	Gas Connection					-		4,100	16,100	<b>20,200</b>	4,100
g)	Deposit for Internet					-		-		-	-
h)	Deposit with Local					-		2,024,000	6,845,000	<b>8,869,000</b>	6,845,000
<b>6</b>	<b>Interest Accrued:</b>					-				-	-
a)	On Investments		1,819,401	543,916	411,655	1,555,064	77,027	3,783,036	13,284,305	<b>21,474,404</b>	17,798,743
b)	On Investments on					-				-	-
c)	On Loans and					-				-	-
d)	Others (includes					-				-	-

**SCHEDULE 8 - LOANS, ADVANCES & DEPOSITS**

(Amount in Rs.)

No	Particulars	Non-Plan	Corpus Fund	General Fund	Endowment	Desig Fund	Projects	Self Finance	Engineering	2022-23	2021-22
<b>7</b>	<b>Other - Current assets receivable from UGC/sponsored projects</b>					-				-	-
a)	Debit balance in Plan, Schemes and Plan GDA (Sch.10) and Non Plan					-				-	-
b)	Debit balances in Sponsored Projects (Sch.3(a) Dr.)					-	7,175,232			<b>7,175,232</b>	6,777,563
c)	Debit balances in Sponsored Fellowships & Scholarships (Sch.3(b) Dr.)					-				-	-
d)	Grant Receivable from UGC	97,497,818				-				<b>97,497,818</b>	110,897,856
e)	Other Receivables:					-				-	-
f)	Tuition fee receivable from students	372,050	-			-		10,463,415	1,077,100	<b>11,912,565</b>	28,231,160
g)	Tuition fees receivable from TN Govt.	1,944,380				-				<b>1,944,380</b>	1,767,100
h)	SC Scholarship					-				-	-
i)	Excess of Non salary					-				-	-
j)	Tamilnadu Maintenance Grant receivable	14,910,000				-				<b>14,910,000</b>	6,390,000
k)	Inter Unit Accounts Receivables	4,213,457	7,398,329	41,892,371	-	89,998,404	665,655	8,091,977	25,014,588	<b>177,274,781</b>	104,178,262
l)	TDS/TCS receivable from ITO	2,922	154,603	5,489	149,264	294,803	168,003	901,364	2,570,235	<b>4,246,683</b>	3,554,105
m)	Gratuity annuity fund	-	-			-			31,700,000	<b>31,700,000</b>	30,552,435
n)	Electricity chrges & Hostel rent receivable					-				-	-
	<b>TOTAL</b>	<b>126,602,345</b>	<b>9,372,333</b>	<b>42,935,706</b>	<b>560,919</b>	<b>92,180,143</b>	<b>8,311,599</b>	<b>28,954,264</b>	<b>81,165,703</b>	<b>390,083,012</b>	<b>330,206,419</b>

SCHEDULE 8 A - Loans, Advances & Deposits (Designated Fund)											Amount in Rupees	
No	Particulars	HBA	Avi. Free Working Lunch	Alum,ni Fee account	R&C	Exam.Fund	Students Deposit Account	Students Fund Account	Dep.& Adv.	Online a/c	2022-23	2021-22
<b>1</b>	<b>Advances to Employees : (Non-Interest bearing)</b>										0	
a)	Salary										0	-
b)	Festival										0	-
c)	General/LTC Advances/Imprest										0	-
d)	General Advances	-	-	-	2,000	8,000	-	179,000	122,872	-	311,872	503,826
<b>2</b>	<b>Long Term Advances to Employees : (Interest bearing)</b>										0	-
a)	Vehicle Loan										0	-
b)	Home Loan										0	-
c)	Other Advances										0	-
<b>3</b>	<b>Advances and other amounts recoverable in cash or in kind or for value to be received:</b>										0	-
a)	On Capital Account										0	-
b)	Deposits with others	-	-	-	-	2,000	-	-	18,000	-	20,000	-
c)	General Advances- Imprest										0	-
<b>4</b>	<b>Prepaid Expenses</b>										0	-
a)	Insurance (Pre-										0	-
b)	Other Expenses										0	-
<b>5</b>	<b>Deposits</b>										0	-
a)	Telephone										0	-
b)	Lease Rent										0	-
c)	Electricity										0	-
d)	AICTE, if applicable										0	-
e)	Others (to be										0	2,000
	Gas Connection										0	-
	Deposit for Internet										0	-
<b>6</b>	<b>Interest Accrued:</b>										0	-
a)	On Investments	-	3,164	-	850,871	-	-	302,495	398,534	-	1,555,064	2,592,222
b)	On Investments -										0	-
c)	On Loans and										0	-
d)	Others (includes										0	-
<b>7</b>	<b>Other - Current</b>										0	-
a)	Debit balance in Plan, Schemes and Plan GDA(Sch.10) and Non Plan										0	-
b)	Debit balances in Sponsored Projects (Sch.3(a) Dr.)										0	-
c)	Debit balances in Sponsored Fellowships & Scholarships (Sch.3(b)Dr.)										0	-
d)	UGC Grant sanctioned but received in next year										0	-
e)	Other Receivables:										0	-
f)	Tuition fee receivable from students										0	-
g)	TN Grant sanctioned but receivable next year										0	-
h)	SC Scholarship receivable from TN Govt										0	-
i)	Trust Contribution										0	-
j)	Inter Unit Accounts	-	-	593,450	168,125	48,101,092	1,929,000	7,752,160	31,454,577	-	89,998,404	7,188,307
k)	TDS receivable from	-	-	-	195,561	-	-	-	99,242	-	294,803	662,720
l)	LIC Annuity Fund for Gratuity										0	-
m)	Electricity chrges & Hostel rent receivable										0	-
n)	Excess of Non salary expenditure c/f to next year										0	-
	<b>TOTAL</b>	-	3,164	593,450	1,216,557	48,111,092	1,929,000	8,233,655	32,093,225	-	92,180,143	10,949,075

**SCHEDULE 9 -ACADEMIC RECEIPTS**

(Amount in Rs.)

S.No	FEES FROM STUDENTS	Non Plan 2022-23	Non Plan 2021-22
<b>A</b>	<b>Academic:</b>		
	Admission ,Registration, Authentication fee	<b>703,450</b>	1,203,525
	Annum Fee	<b>1,363,750</b>	1,782,740
	Audio Visial Fee		-
	Convocation Fee		-
	Developmental Fees		-
	Fine & Breakages	<b>11,700</b>	12,890
	ID Card	<b>4,200</b>	-
	Laboratory fee	<b>13,331,185</b>	12,753,530
	Library fee	<b>97,200</b>	177,445
	One Time Fee	<b>656,825</b>	814,265
	Processing charges	<b>72,175</b>	50,800
	Registration fees	<b>6,550</b>	17,000
	Sale of Application/ prospectus	<b>832,750</b>	1,328,486
	Sports fee		-
	Tuition Fees	<b>6,238,020</b>	7,988,000
	Tuition fees reimbursed by TN Govt.		-
	<b>Total (A)</b>	<b>23,317,805</b>	<b>26,128,681</b>
<b>B</b>	<b>Examinations:</b>		
	Examination Fees	<b>19,152,893</b>	20,938,149
	<b>Total (B)</b>	<b>19,152,893</b>	<b>20,938,149</b>
<b>C</b>	<b>Other Fees:</b>		
	Special Course Fee	<b>9,046,744</b>	8,760,520
	<b>Total ( C )</b>	<b>9,046,744</b>	<b>8,760,520</b>
<b>D</b>	<b>Sale of Publications:</b>		
	<b>Total (D)</b>	-	
<b>E</b>	<b>Other Academic Receipts (E)</b>		
	Other Academic Receipts	<b>6,895,873</b>	
	<b>Total (E)</b>	<b>6,895,873</b>	
	<b>Grand Total</b>	<b>58,413,315</b>	<b>55,827,350</b>

**SCHEDULE 10 - GRANTS / SUBSIDIES (IRREVOCABLE GRANTS RECEIVED)****(Amount in Rs.)**

	<b>Particulars</b>	<b>Non Plan 2022-23</b>	<b>Non Plan 2021-22</b>
		<b>UGC</b>	<b>UGC</b>
	Balance B/F	<b>(110,897,856)</b>	<b>(237,205,801)</b>
Add	Receipts during the year - Grant	<b>696,458,000</b>	861,000,000
Add	Grant received from various funding agencies		
Add	Receipt of Advance Grant		-
	Interest and other income		
Add	Grant sanctioned and receivable after 31.3.2023		-
add	Unspent Grant Transferred from XI Plan		-
	<b>Total</b>	<b>585,560,144</b>	<b>623,794,199</b>
Less	Refunded to UGC	-	-
	<b>Balance</b>	<b>585,560,144</b>	<b>623,794,199</b>
Less	Utilised for Capital Expenditure (A)		-
	Balance	<b>585,560,144</b>	<b>623,794,199</b>
Less	Utilised for Revenue Expenditure Out of Grant	<b>683,057,962</b>	734,692,055
	<b>Balance C/F (C)</b>	<b>(97,497,818)</b>	<b>(110,897,856)</b>
	'A' Appears as Addition to Capital Fund as well as Additions to Fixed Assets during the year		
	'B' Appears as Income in the Income & Expenditure Account		
	'C' (i) Appears under Current Liabilities in the Balance Sheet and will become the Opening balance Next Year.		
	(ii) Represented by Bank Balances, Investments and Advances on the Assets side.		



**SCHEDULE 11 -INCOME FROM INVESTMENTS****(Amount in Rs.)**

<b>S.No</b>	<b>Particulars</b>	<b>Non Plan 2022-23</b>	<b>Non Plan 2021-22</b>
1	Interest		-
	a. On Government Securities		-
	b. Other Bonds /Debentures		-
2	Interest on Term Deposits		-
3	Income Accrued but not due on Term Deposits		-
4	Interest on Savings Bank Accounts		-
5	Others (Specify)		-
	<b>Total</b>	-	-

**SCHEDULE 12 - INTEREST EARNED****(Amount in Rs.)**

<b>S.No</b>	<b>Particulars</b>	<b>Non Plan 2022-23</b>	<b>Non Plan 2021-22</b>
1	On Savings Bank Accounts with Sche.Banks	<b>2,331,424</b>	1,449,374
2	On Loans		-
	a. Employees / Staff		-
	b. Others		-
3	On Debtors and Other Receivables		-
	<b>Total</b>	<b>2,331,424</b>	<b>1,449,374</b>

**SCHEDULE 13 -OTHER INCOME****(Amount in Rs.)**

<b>S.No</b>	<b>Particulars</b>	<b>Non Plan 2022-23</b>	<b>Non Plan 2021-22</b>
1	Cost of Tender		1,500
2	Electricity & Water Charges Recovered		555,618
3	Gratuity Amount received		-
4	Income from Holding Events:		-
5	Contribution from Plan Account		88,995
6	Income -audit recovery interest on Trust contribution		-
7	Institutional charges		-
8	Miscellaneous Income	<b>102,739</b>	4,458,449
9	Profit on sale of fixed assets		664,492
10	Sale of scrap	<b>77,373</b>	82,401
11	Sale of Institute Publications	<b>11,969</b>	-
12	Sale of old Papers		2,133
13	Patent Income	<b>375,000</b>	-
14	TN Maintenance Grant	<b>8,520,000</b>	8,520,000
15	Trust Contribution	<b>1,000,000</b>	1,000,000
16	Vehicle Hire charges received		-
17	Water charges collected	<b>42,147</b>	11,556
18	Xerox receipts	<b>45,617</b>	25,764
	<b>Total</b>	<b>10,174,845</b>	<b>15,410,908</b>

**SCHEDULE 14 - PRIOR PERIOD INCOME****(Amount in Rs.)**

<b>S.No</b>	<b>Particulars</b>	<b>Non Plan 2022-23</b>	<b>Non Plan 2021-22</b>
1	Academic Receipts		-
2	Income from Investments		-
3	Prior Period Income - Grant		-
	<b>Total</b>	-	-

**SCHEDULE 15 - STAFF PAYMENTS & BENEFITS (ESTABLISHMENT EXPENSES)****(Amount in Rs.)**

<b>S.No</b>	<b>Particulars</b>	<b>Non Plan 2022-23</b>	<b>Non Plan 2021-22</b>
	<b>Salaries and Wages:</b>		
1	Salaries -Teaching staff	<b>396,279,374</b>	398,211,819
2	Salaries - Non Teaching	<b>49,229,841</b>	72,524,787
3	Pension Teaching & Non Teaching	<b>182,321,808</b>	155,932,825
4	Contribution to New Pension Scheme-NPS	<b>23,865,161</b>	21,153,377
5	Contribution to Other Fund (specify)(EPF, ESI)	<b>809,898</b>	575,495
6	Other Allowances		22,117,186
7	LTC EL Encashment		-
8	LTC Expenses	<b>(5,005,165)</b>	-
9	Bonus		-
10	Children Education Allowance	<b>2,646,000</b>	154,000
11	Gratuity	<b>11,576,818</b>	23,653,067
12	Commutation	<b>14,051,393</b>	40,369,499
13	EL Encashment	<b>7,282,834</b>	
	<b>Total</b>	<b>683,057,962</b>	<b>734,692,055</b>

**SCHEDULE 16 - ACADEMIC EXPENSES****(Amount in Rs.)**

<b>S.No</b>	<b>Particulars</b>	<b>Non Plan 2022-23</b>	<b>Non Plan 2021-22</b>
1	Admission Expenses		-
2	Binding of Library (Books and Journals)	<b>84,512</b>	36,450
3	Convocation Expenses		-
4	Course fee Expenses		-
5	Examination Exps/ Remuneration to Exams.	<b>14,151,635</b>	7,614,113
6	Expenses on Seminar/Workshops	<b>2,171,239</b>	870,356
7	Field work/Participation in Conferences		-
8	Guest & Hospitality		-
9	Laboratory Expenses	<b>2,238,446</b>	1,499,924
10	Other Academic expenses	<b>126,700</b>	140,000
11	Sports materials	<b>159,717</b>	276,611
12	Periodicals and Journals Expenses	<b>8,014,693</b>	1,956,484
13	Project Expenses		-
14	Publications		-
15	Special fee expenses		-
16	Student safety Insurance and welfare	<b>434,265</b>	115,742
17	TA/DA for Experts	<b>1,346,609</b>	631,618
18	ID card expenses		-
	<b>Total</b>	<b>28,727,816</b>	<b>13,141,298</b>

## SCHEDULE 17 - ADMINISTRATIVE AND GENERAL EXPENSES

(Amount in Rs.)

S.No	Particulars	Non Plan 2022-23	Non Plan 2021-22
<b>A Infrastructure</b>			
1	Electricity and Power	<b>6,438,316</b>	5,605,385
2	Rent, Rates and Taxes (including property tax)		-
<b>B Communication</b>			
1	Postage	<b>18,063</b>	12,572
2	Telephone, Fax and Internet Charges	<b>1,150,886</b>	816,916
<b>C Others</b>			
1	Advertisement and Publicity	<b>986,895</b>	1,769,441
2	Architech Fee		-
3	Auditors Remuneration	<b>449,325</b>	7,500
4	Ceremonies and Functions	<b>1,089,366</b>	439,188
5	Consultancy expenses		-
6	Contingency	<b>2,495,678</b>	2,148,857
7	Contribution		88,995
8	Crockeries		-
9	Expenses on Chancellor office	<b>1,200,000</b>	1,200,000
10	Hospitality	<b>427,286</b>	84,296
11	ID card expenses	<b>221,472</b>	423,949
12	Legal Fee	<b>50,000</b>	61,800
13	LF Audit Remuneration		5,968
14	Meetings of Authorities	<b>2,328</b>	-
15	Membership Subscription/ Contribution	<b>311,840</b>	76,700
16	Miscellaneous Expenses	<b>7,231</b>	963
17	NAAC Expenses	<b>371,510</b>	1,418,322
18	NCTE - Expenses		62,708
19	NPS Employees Gratuity Expenses		1,459,744
20	Patent expenses	<b>1,119,560</b>	596,000
21	Printing and Stationery (consumption)	<b>1,827,604</b>	1,125,641
22	Professional Charges	<b>203,043</b>	82,800
23	R & D Expenses	<b>24,000</b>	
24	Training to staff Expenses	<b>64,900</b>	6,962
25	Travelling and Conveyance Expenses	<b>1,637,745</b>	754,599
26	Video coverage expenses	<b>6,000</b>	57,000
27	Loss on sale of Fixed Assets	<b>417,153</b>	-
28	Water charges	<b>45,062</b>	10,160
	<b>TOTAL</b>	<b>20,565,263</b>	<b>18,316,466</b>



**SCHEDULE 18 - TRANSPORTATION EXPENSES**

<b>S.No</b>	<b>Particulars</b>	<b>Non Plan 2022-23</b>	<b>Non Plan 2021-22</b>
1	Vehicles (owned by Institution)		
	a) Running Expenses	<b>23,200</b>	19,500
	b) Repairs & Maintenance of Vehicles	<b>630,989</b>	142,943
	c) Insurance for Vehicles		-
2	Vehicles taken on Rent/Lease		-
	a) Rent/Lease Expenses		-
3	Vehicle (Taxi) Hiring Expenses		-
	<b>Total</b>	<b>654,189</b>	<b>162,443</b>

**SCHEDULE 19 - REPAIR & MAINTENANCE**

<b>S.No</b>	<b>Particulars</b>	<b>Non Plan 2022-23</b>	<b>Non Plan 2021-22</b>
1	Buildings	<b>3,229,018</b>	15,099,059
2	Furniture & Fixtures	<b>251,734</b>	228,197
3	Plant & Machinery		1,380
4	Office Equipment	<b>1,539,202</b>	798,227
5	Water service system	<b>141,419</b>	124,197
6	Laboratory & Scientific Equipment	<b>1,180,225</b>	1,522,780
7	Audio Visual Equipment	<b>381,480</b>	283,496
8	Cleaning Material & Services	<b>1,476</b>	-
9	Outsourcing Expenses on Sanitation	<b>7,350,639</b>	2,946,977
10	Excess expenditure c/f to next year		
11	AMC Charges- Lifts	<b>647,700</b>	137,688
12	AMC Charges for Genset		-
13	Reduction of Excess expenditure c/f to next year		-
14	Computer and Peripherals maintenance	<b>104,016</b>	877,501
15	Electrical Equipment	<b>2,390,980</b>	2,714,571
	<b>Total</b>	<b>17,217,889</b>	<b>24,734,073</b>

**SCHEDULE 20 - FINANCE COSTS**

<b>S.No</b>	<b>Particulars</b>	<b>Non Plan 2022-23</b>	<b>Non Plan 2021-22</b>
a)	Bank Charges	10,287	2,047
b)	Others (Specify)		-
	<b>Total</b>	<b>10,287</b>	<b>2,047</b>

Note: If the amount is not material, the head Bank charges could be omitted and these could be accounted as Administrative expenses in Schedule 17.

**SCHEDULE 21 - OTHER EXPENSES**

<b>S.No</b>	<b>Particulars</b>	<b>Non Plan 2022-23</b>	<b>Non Plan 2021-22</b>
1	Provision for Bad and Doubtful Debts/Advances		-
2	Irrecoverable Balances Written-off		-
3	Grants/Subsidies to other institutions/organizations		-
4	Others (specify)		-
5	Loss on sale of Capital Asset		-
6	Other Misc. expenses		-
7	Depreciation		-
8	Exp.from Registration fees collection from Seminars etc.		-
9	Exp.from Contributions collection for Seminars etc.		-
	<b>Total</b>	<b>-</b>	<b>-</b>

Note: Other Expenses shall be classified as Writes-off, Provisions, Miscellaneous Expenses, Loss on Sale of Investments, Loss on Fixed Assets and Loss on sale of Fixed Assets etc. disclosed accordingly

**SCHEDULE 22 : PRIOR PERIOD EXPENSES**

<b>S.No</b>	<b>Particulars</b>	<b>Non Plan 2022-23</b>	<b>Non Plan 2021-22</b>
1	Establishment Expenses		-
2	Academic Expenses	422,800	-
3	Administrative Expenses		1,307,058
4	Transportation Expenses		-
5	Repair & Maintenance		-
6	Other Expenses		-
	<b>Total</b>	<b>422,800</b>	<b>1,307,058</b>

**SCHEDULE 9 -ACADEMIC RECEIPTS**

(Amount in Rs.)

S.N	FEES FROM STUDENTS	Non Plan	Corpus Fund	General Fund	Designated Fund	Self Finance	Engineering	2022-23	2021-22
<b>A</b>	<b>Academic:</b>								
1	Admission ,Registration,	703,450				3,503,468	119,450	<b>4,326,368</b>	3,164,541
2	Annum Fee	1,363,750						<b>1,363,750</b>	1,782,740
3	Audio Visual Fee	-					258,250	<b>258,250</b>	276,150
4	Convocation Fee	-				561,690		<b>561,690</b>	554,570
5	NSS Fee Received						123,800	<b>123,800</b>	
6	Developmental Fees	-			14,494,800		6,811,900	<b>21,306,700</b>	17,231,500
7	Fine & Breakages	11,700			-	399,000	371,611	<b>782,311</b>	622,773
8	Consultancy Income				-			-	57,470
9	ID Card	4,200					34,350	<b>38,550</b>	26,700
10	Laboratory fee	13,331,185			7,089,065		6,641,393	<b>27,061,643</b>	21,881,506
11	Library fee	97,200			131,000		1,231,900	<b>1,460,100</b>	1,684,695
12	One Time Fee	656,825						<b>656,825</b>	814,265
13	Processing charges	72,175						<b>72,175</b>	50,800
14	Registration fees	6,550			-			<b>6,550</b>	37,000
15	Sale of Application/ prospectus	832,750				461,850	136,800	<b>1,431,400</b>	1,702,622
16	Sports fee	-					109,000	<b>109,000</b>	87,350
17	Student Union Fee						196,550	<b>196,550</b>	
18	Tuition Fees	6,238,020				16,362,490	26,840,370	<b>49,440,880</b>	42,110,468
19	Tuition fees reimbursed	-						-	-
	<b>Total (A)</b>	<b>23,317,805</b>	-	-	<b>21,714,865</b>	<b>21,288,498</b>	<b>42,875,374</b>	<b>109,196,542</b>	<b>92,085,150</b>
<b>B</b>	<b>Examinations:</b>								
1	Examination Fees	19,152,893				12,970,936		<b>32,123,829</b>	34,973,069
	<b>Total (B)</b>	<b>19,152,893</b>	-	-	-	<b>12,970,936</b>	-	<b>32,123,829</b>	<b>34,973,069</b>
<b>C</b>	<b>Other Fees:</b>								
1	Special Course Fee	9,046,744			33,115,595	23,936,315	309,410	<b>66,408,064</b>	64,047,706
	<b>Total ( C )</b>	<b>9,046,744</b>	-	-	<b>33,115,595</b>	<b>23,936,315</b>	<b>309,410</b>	<b>66,408,064</b>	<b>64,047,706</b>
<b>D</b>	<b>Sale of Publications:</b>								
	<b>Total (D)</b>	-	-	-	-	-	-	-	-
<b>E</b>	<b>Other Academic Receipts (E)</b>								
1	Other Academic Receipt	6,895,873	-	-	27,649,404	74,745,691	2,147,494	<b>111,438,462</b>	88,854,037
	<b>Total (E)</b>	<b>6,895,873</b>	-	-	<b>27,649,404</b>	<b>74,745,691</b>	<b>2,147,494</b>	<b>111,438,462</b>	<b>88,854,037</b>
	<b>Grand Total</b>	<b>58,413,315</b>	-	-	<b>82,479,864</b>	<b>132,941,440</b>	<b>45,332,278</b>	<b>319,166,897</b>	<b>279,959,962</b>

**SCHEDULE 11 -INCOME FROM INVESTMENTS**

(Amount in Rs.)

S.No	Particulars	Non Plan	Corpus Fund	General Fund	Designated Fund	Self Finance	Engineering	2022-23	2021-22
1	Interest on Term Deposits	-	1,537,183	495,199	2,061,059	5,414,390	22,756,087	<b>32,263,918</b>	26,041,085
2	Others (Specify)	-						-	
	<b>Total</b>	<b>-</b>	<b>1,537,183</b>	<b>495,199</b>	<b>2,061,059</b>	<b>5,414,390</b>	<b>22,756,087</b>	<b>32,263,918</b>	<b>26,041,085</b>

**SCHEDULE 12 - INTEREST EARNED**

(Amount in Rs.)

S.No	Particulars	Non Plan	Corpus Fund	General Fund	Designated Fund	Self Finance	Engineering	2022-23	2021-22
1	on Savings Bank Accounts with Sche.Banks	2,331,424	35,009	124,078	2,766,541	1,600,169	1,197,498	<b>8,054,719</b>	10,580,160
	<b>Total</b>	<b>2,331,424</b>	<b>35,009</b>	<b>124,078</b>	<b>2,766,541</b>	<b>1,600,169</b>	<b>1,197,498</b>	<b>8,054,719</b>	<b>10,580,160</b>

**SCHEDULE 13 -OTHER INCOME**

(Amount in Rs.)

S.N	Particulars	Non Plan	Corpus Fund	General Fund	Designated Fund	Self Finance	Engineering	2022-23	2021-22
1	Cost of tender							-	1,500
2	Income from Guest House				168,735			<b>168,735</b>	
3	Electricity & Water Charges Recovered				-			-	555,618
4	Gratuity Amount received						685,714	<b>685,714</b>	1,968,500
5	Sale of Institute Publications							-	-
6	Income -audit recovery interest on Trust contribution	11,969						<b>11,969</b>	88,995
7	Institutional charges				959,831	414,480	9,975	<b>1,384,286</b>	2,000,890
8	Miscellaneous Income	102,739	5,000		190,386	96,363	324,711	<b>719,199</b>	5,855,366
9	Profit on sale of fixed a	-					-	-	664,492
10	Sale of scrap	77,373					273,862	<b>351,235</b>	125,239
11	Contribution- Avi. Free Working Lunch Scheme				1,089,157		-	<b>1,089,157</b>	-
12	Interest on IT Refund		211,259					<b>211,259</b>	369,396
13	Contribution- from other accounts		7,392,772	41,892,371				<b>49,285,143</b>	
14	Income from Consultar	-			150,000			<b>150,000</b>	-
15	Sale of old Papers							-	2,133
16	Patent Income	375,000						<b>375,000</b>	
17	Service charges received				29,097			<b>29,097</b>	264,617
18	TN Maintenance Grant	8,520,000						<b>8,520,000</b>	8,520,000
19	Trust Contribution	1,000,000				6,000,000		<b>7,000,000</b>	1,000,000
20	Alumini Fee Receipt				1,778,401			<b>1,778,401</b>	-
21	Water charges collected	42,147						<b>42,147</b>	11,556
22	Xerox receipts	45,617						<b>45,617</b>	25,764
	<b>Total</b>	<b>10,174,845</b>	<b>7,609,031</b>	<b>41,892,371</b>	<b>4,365,607</b>	<b>6,510,843</b>	<b>1,294,262</b>	<b>71,846,959</b>	<b>21,454,066</b>

**SCHEDULE 14 - PRIOR PERIOD INCOME**

(Amount in Rs.)

S.No	Particulars	Non Plan	Corpus Fund	General Fund	Designated Fund	Self Finance	Engineering	2022-23	2021-22
								-	-
	<b>Total</b>	-	-	-	-	-	-	-	-

**SCHEDULE 15 - STAFF PAYMENTS & BENEFITS (ESTABLISHMENT EXPENSES)**

(Amount in Rs.)

S.No	Particulars	Non Plan	Corpus Fund	General Fund	Designated Fund	Self Finance	Engineering	2022-23	2021-22
	<b>Salaries and Wages:</b>								
1	Salaries -Teaching staff	396,279,374			11,148,766	24,629,490	30,174,528	<b>462,232,158</b>	456,343,840
2	Salaries - Non Teaching	49,229,841			19,000,581	7,514,894	9,121,292	<b>84,866,608</b>	100,600,970
3	Pension	182,321,808						<b>182,321,808</b>	155,932,825
4	Contribution to New Pension Scheme- NPS	23,865,161						<b>23,865,161</b>	21,153,377
5	Contribution to Other Fund (specify)(EPF, ESI)	809,898			2,053,262	3,731,579	2,016,070	<b>8,610,809</b>	5,209,391
6	Gratuity	11,576,818			258,433	257,734	1,701,574	<b>13,794,559</b>	27,560,964
7	LTC EL Encashment	-						-	-
8	LTC Expenses	5,005,165						<b>5,005,165</b>	-
9	Bonus	-						-	-
10	Children Education Allowance	2,646,000						<b>2,646,000</b>	154,000
11	Commutation	14,051,393						<b>14,051,393</b>	40,369,499
12	EL Encashment	7,282,834						<b>7,282,834</b>	22,117,186
13	Other Allowances							-	-
	<b>Total</b>	<b>683,057,962</b>	-	-	<b>32,461,042</b>	<b>36,133,697</b>	<b>43,013,464</b>	<b>794,666,165</b>	<b>829,442,052</b>

**SCHEDULE 16 - ACADEMIC EXPENSES**

(Amount in Rs.)

S.N	Particulars	Non Plan	Corpus Fund	General Fund	Designated Fund	Self Finance	Engineering	2022-23	2021-22
1	Alumini Expenses	-					56,981	<b>56,981</b>	
2	Annual Subscription Expenses						118,880	<b>118,880</b>	
3	Binding of Library books	84,512						<b>84,512</b>	36,450
4	Ceremonies & Functios						15,882	<b>15,882</b>	
5	Convocation Expenses					112,500		<b>112,500</b>	213,380
6	Course Expenses				2,570,473	924,099	526,081	<b>4,020,653</b>	237,746
7	Examination Exps/ Remuneration to Exams.	14,151,635				-		<b>14,151,635</b>	9,244,008
8	Expenses on Seminar/Wo	2,171,239				3,406,963	347,577	<b>5,925,779</b>	2,615,448
9	Field work/Participation in Conferences				968,216			<b>968,216</b>	-
10	Guest & Hospitality							-	-
11	Laboratory Expenses	2,238,446			-	297,844	848,580	<b>3,384,870</b>	2,176,717
12	Internship expenses				39,110			<b>39,110</b>	
13	Other Academic expenses	126,700			3,554	6,994,647	445,291	<b>7,570,192</b>	3,060,756
14	Sports materials	159,717						<b>159,717</b>	276,611
15	Periodicals and Journals	8,014,693				10,951	344,146	<b>8,369,790</b>	1,984,668
16	Publications							-	-
17	Special fee expenses				1,433,934			<b>1,433,934</b>	-
18	Student safety Insurance	434,265				235,958	167,064	<b>837,287</b>	191,392
19	TA/DA for Experts	1,346,609			143,276			<b>1,489,885</b>	904,532
20	Research & Development Expenses				587,669	52,444	24,964	<b>665,077</b>	149,171
	<b>Total</b>	<b>28,727,816</b>	-	-	<b>5,746,232</b>	<b>12,035,406</b>	<b>2,895,446</b>	<b>49,404,900</b>	<b>21,090,879</b>

## SCHEDULE 17 - ADMINISTRATIVE AND GENERAL EXPENSES

(Amount in Rs.)

S.N	Particulars	Non Plan	Corpus Fund	General Fund	Designated Fund	Self Finance	Engineering	2022-23	2021-22
<b>A Infrastructure</b>									
1	Electricity and Power	6,438,316				79,569	3,423,009	9,940,894	7,563,815
2	Rent, Rates and Taxes (including property tax)					144,100		144,100	120,000
<b>B Communication</b>									
1	Postage	18,063				28,741	-	46,804	647,221
2	Telephone, Fax and Intern	1,150,886				131,832	623,936	1,906,654	949,844
<b>C Others</b>									
1	Advertisement and Public	986,895				401,625	993,644	2,382,164	2,681,327
2	Architech Fee	-						-	-
3	Auditors Remuneration	449,325						449,325	7,500
4	Ceremonies and Function	1,089,366				1,056,530		2,145,896	884,043
5	Consultancy expenses	-				-	420,000	420,000	672,000
6	Contingency	2,495,678					672,636	3,168,314	2,897,772
7	Contribution to Non plan	-				4,306,306		4,306,306	4,187,569
8	Staff Welfare expenses	-					64,403	64,403	-
9	Expenses on Chancellor o	1,200,000						1,200,000	1,200,000
10	Promotional expenses	-					865,540	865,540	-
11	Hospitality	427,286				249,412		676,698	161,009
12	ID card expenses	221,472						221,472	423,949
13	Legal Fee	50,000				10,000	-	60,000	364,900
14	MBA Accreditation							-	413,000
15	Loss on sale of Fixed Asse	-					202,731	202,731	-
16	LF Audit Remuneration							-	5,968
17	Meetings of Authorities	2,328				123,944		126,272	55,619
18	Membership Subscription	311,840				27,000	-	338,840	265,780
19	Miscellaneous Expenses	7,231			619,721	734,787	341,409	1,703,148	5,222,463
20	NAAC Expenses	371,510				-	-	371,510	3,778,282
21	NCTE Expenses							-	62,708
22	Contribution to Corpus fund				7,392,772			7,392,772	
23	Contribution to Gen.Fund				41,892,371			41,892,371	
24	Alumni Association Exper	-			4,620			4,620	-
25	NPS Employees Gratuity F	-						-	1,459,744
26	Patent expenses	1,119,560			-	25,000		1,144,560	973,520
27	Printing and Stationery (c	1,827,604			-	2,034,277	91,012	3,952,893	1,753,911
28	Professional Charges	203,043			-			203,043	346,300
29	R& D Expenses	24,000						24,000	
30	Training to staff Expenses	64,900				340,035	115,057	519,992	6,962
31	Travelling and Conveyanc	1,637,745						1,637,745	1,139,659
32	Video coverage expenses	6,000				-		6,000	57,000
33	Loss on sale of Fixed Asse	417,153						417,153	
34	Publication expenses							-	180,022
35	Water charges	45,062				-	-	45,062	16,448
	<b>TOTAL</b>	<b>20,565,263</b>	<b>-</b>	<b>-</b>	<b>49,909,484</b>	<b>9,693,158</b>	<b>7,813,377</b>	<b>87,981,282</b>	<b>38,498,335</b>



**SCHEDULE 18 - TRANSPORTATION EXPENSES**

(Amount in Rs.)

S.No	Particulars	Non Plan	Corpus Fund	General Fund	Designated Fund	Self Finance	Engineering	2022-23	2021-22
1	Vehicles (owned by Institution)								
	a) Running Expenses	23,200						23,200	19,500
	b) Repairs & Maintenance	630,989				94,871		725,860	200,249
	c) Insurance for Vehicles	-						-	-
2	Vehicles taken on Rent/Lease	-						-	-
	a) Rent/Lease Expenses	-				-	17,501	17,501	17,416
3	Vehicle (Taxi) Hiring Expenses	-						-	-
	<b>Total</b>	<b>654,189</b>	<b>-</b>	<b>-</b>	<b>-</b>	<b>94,871</b>	<b>17,501</b>	<b>766,561</b>	<b>237,165</b>

**SCHEDULE 19 - REPAIR & MAINTENANCE**

(Amount in Rs.)

S.No	Particulars	Non Plan	Corpus Fund	General Fund	Designated Fund	Self Finance	Engineering	2022-23	2021-22
a)	Buildings	3,229,018		763,211	148,169	7,214,927	8,957,579	20,312,904	39,188,370
b)	Furniture & Fixtures	251,734				2,700	171,226	425,660	355,503
c)	Plant & Machinery	-						-	1,380
d)	Office Equipment	1,539,202				56,721	60,345	1,656,268	936,127
e)	Water service system	141,419						141,419	124,197
f)	Laboratory & Scientific Equipment	1,180,225			595,321		204,745	1,980,291	1,522,780
g)	Audio Visual Equipment	381,480						381,480	283,496
h)	Cleaning Material & Services	1,476						1,476	-
i)	Outsourcing Expenses on	7,350,639				1,355,877	3,886,537	12,593,053	6,729,649
j)	Reduction of Excess expenditure	-						-	-
k)	AMC Charges- Lifts	647,700						647,700	137,688
l)	AMC Charges - Genset & Generator	-				50,150		50,150	27,376
m)	Maintenance of Guest House							-	-
n)	Computer and Peripherals	104,016				197,680	575,359	877,055	5,462,540
o)	Electrical Equipment	2,390,980			-	613,046	1,138,180	4,142,206	4,739,984
	<b>Total</b>	<b>17,217,889</b>	<b>-</b>	<b>763,211</b>	<b>743,490</b>	<b>9,491,101</b>	<b>14,993,971</b>	<b>43,209,662</b>	<b>59,509,090</b>

**SCHEDULE 20 - FINANCE COSTS**

(Amount in Rs.)

S.No	Particulars	Non Plan	Corpus Fund	General Fund	Designated Fund	Self Finance	Engineering	2022-23	2021-22
a)	Bank Charges	10,287		147	8,370	12,179	-	30,983	2,979
b)	Others (Specify)							-	-
	<b>Total</b>	<b>10,287</b>	<b>-</b>	<b>147</b>	<b>8,370</b>	<b>12,179</b>	<b>-</b>	<b>30,983</b>	<b>2,979</b>

**SCHEDULE 4 - DEPRECIATION**

(Amount in Rs.)

S.No	Particulars	Non Plan	Corpus Fund	General Fund	Designated Fund	Self Finance	Engineering	2022-23	2021-22
a)	Depreciation	22,275,730		969,759		7,469,455	15,387,722	46,102,666	68,776,209
	<b>Total</b>	<b>22,275,730</b>	-	<b>969,759</b>	-	<b>7,469,455</b>	<b>15,387,722</b>	<b>46,102,666</b>	<b>68,776,209</b>

**SCHEDULE 21 - OTHER EXPENSES**

(Amount in Rs.)

S.No	Particulars	Non Plan	Corpus Fund	General Fund	Designated Fund	Self Finance	Engineering	2022-23	2021-22
a)	Provision for Bad and Doubtful Debts/Advances							-	-
b)	Irrecoverable Balances Written-off							-	-
c)	Grants/Subsidies to other institutions/organizations							-	-
d)	Avinashilingam Free Working Lunch exps				671,250			671,250	-
e)	Loss on sale of Capital Asset							-	-
f)	Other Misc. expenses				37,103	1,065,483	-	1,102,586	406,120
g)	Exp.from Registration fees collection from Seminars etc.							-	-
h)	Exp.from Contributions collection for Seminars etc.							-	-
	<b>Total</b>		-	-	<b>708,353</b>	<b>1,065,483</b>	-	<b>1,773,836</b>	<b>406,120</b>

**SCHEDULE 22 : PRIOR PERIOD EXPENSES**

(Amount in Rs.)

S.No	Particulars	Non Plan	Corpus Fund	General Fund	Designated Fund	Self Finance	Engineering	2022-23	2021-22
1	Academic Expenses	422,800						422,800	0
2	Auditor Remuneration							0	1,307,058
								0	
	<b>Total</b>	<b>422,800</b>	-	-	-	-	-	<b>422,800</b>	<b>1,307,058</b>
2	<b>Grant Received</b>	683057962						<b>683,057,962</b>	<b>734,692,055</b>
	<b>Total Income</b>	<b>753,977,546</b>	<b>9,181,223</b>	<b>42,511,648</b>	<b>91,673,071</b>	<b>146,466,842</b>	<b>70,580,125</b>	<b>1,114,390,455</b>	<b>1,072,727,328</b>
	<b>Total Expenditure</b>	<b>772,931,936</b>	-	<b>1,733,117</b>	<b>89,576,971</b>	<b>75,995,350</b>	<b>84,121,481</b>	<b>1,024,358,855</b>	<b>1,019,269,887</b>
	<b>Being the excess of Income over Expenditure</b>	- 18,954,390	<b>9,181,223</b>	<b>40,778,531</b>	<b>2,096,100</b>	<b>70,471,492</b>	- 13,541,356	<b>90,031,600</b>	<b>53,457,441</b>
	<b>Total</b>	<b>753,977,546</b>	<b>9,181,223</b>	<b>42,511,648</b>	<b>91,673,071</b>	<b>146,466,842</b>	<b>70,580,125</b>	<b>1,114,390,455</b>	<b>1,072,727,328</b>

<b>Designated Fund</b>												
<b>SCHEDULE 9 -ACADEMIC RECEIPTS-DESIGNATED FUND</b>												
S.No	FEES FROM STUDENTS	HBA	Avi. Free Working Lunch	Alumni Fee account	Research & Consultancy	Gen. Exam Fund	Students Deposit Account	Students Fund Account	Deposits & Advances	Online a/c	Amount in Rupees	
											2022-23	2021-22
	<b>Academic:</b>											
1	Authendication fee										-	-
2	Bonafide Certificate										-	-
3	Campus Development Fee							14,494,800			<b>14,494,800</b>	10,083,450
4	Conduct Certificate										-	-
5	Consultancy Income										-	57,470
6	Convocation Fee										-	-
7	Duplicate Certificate										-	-
8	Exam Fees Receivable										-	-
9	Fine & Breakages										-	97,253
10	Laboratory Fee				2,069,365			5,019,700			<b>7,089,065</b>	2,391,244
11	Library Fee							131,000			<b>131,000</b>	451,900
12	Mark Sheets										-	-
13	Migration Certificate										-	-
14	Misc. Academic Receipts										-	76,106
15	Processing charges										-	-
16	Registration fees										-	20,000
17	Sale of Application/ prospectus										-	-
18	Supplementary Exam Fee										-	-
19	Synopsis Submission										-	-
20	Thesis Fees										-	-
21	Transcript fee										-	-
22	Tuition Fees										-	-
	<b>Total (A)</b>	-	-	-	<b>2,069,365</b>	-	-	<b>19,645,500</b>	-	-	<b>21,714,865</b>	<b>13,177,423</b>
	<b>Examinations:</b>										-	0
23	Examination Fees										-	0
	<b>Total (B)</b>	-	-	-	-	-	-	-	-	-	-	-
	<b>Other Fees:</b>										-	0
24	Special Course Fee							33,115,595			<b>33,115,595</b>	22,672,605
	<b>Total ( C )</b>	-	-	-	-	-	-	<b>33,115,595</b>	-	-	<b>33,115,595</b>	<b>22,672,605</b>
	<b>Sale of Publications:</b>										-	0
	<b>Total (D)</b>	-	-	-	-	-	-	-	-	-	-	0
	<b>Other Academic Receipts (E)</b>											
25	Other Academic Receipts							27,647,654	1,750		<b>27,649,404</b>	27,022,160
	<b>Total (E)</b>	-	-	-	-	-	-	<b>27,647,654</b>	<b>1,750</b>	-	<b>27,649,404</b>	<b>27,022,160</b>
	<b>Grand Total</b>	-	-	-	<b>2,069,365</b>	-	-	<b>80,408,749</b>	<b>1,750</b>	-	<b>82,479,864</b>	<b>62,872,188</b>

<b>SCHEDULE 11 - INCOME FROM INVESTMENTS-DESIGNATED FUND</b>												
S.No	Particulars	HBA	Avi. Free Working Lunch	Alum,ni Fee account	Research & Consultancy	Gen. Exam Fund	Students Deposit Account	Students Fund Account	Deposits & Advances	Online a/c	Amount in Rupees	
											2022-23	2021-22
1	Interest										-	0
	a. On Government Securities										-	0
	b. Other Bonds /Debentures										-	0
2	Interest on Term Deposits	16,661	3,164		1,272,962			302,495	465,777		<b>2,061,059</b>	1,458,566
3	Income Accrued but not due on Term Deposits										-	0
4	Interest on Savings Bank Accounts										-	0
5	Others (Specify)										-	0
	<b>Total</b>	<b>16,661</b>	<b>3,164</b>	<b>-</b>	<b>1,272,962</b>	<b>-</b>	<b>-</b>	<b>302,495</b>	<b>465,777</b>	<b>-</b>	<b>2,061,059</b>	<b>1,458,566</b>
<b>SCHEDULE 12 - INTEREST EARNED-DESIGNATED</b>												
S.No	Particulars	HBA	Avi. Free Working Lunch	Alum,ni Fee account	Research & Consultancy	Gen. Exam Fund	Students Deposit Account	Students Fund Account	Deposits & Advances	Online a/c	Amount in Rupees	
											2022-23	2021-22
1	on Savings Bank Accounts with Sche.Banks	38,689	1,883	21,189	69,455		205,472	616,692	1,169,855	643,306	<b>2,766,541</b>	1,372,493
2	On Loans										-	
	a. Employees / Staff										-	
	b. Others										-	
3	On Debtors and Other Receivables										-	
	<b>Total</b>	<b>38,689</b>	<b>1,883</b>	<b>21,189</b>	<b>69,455</b>	<b>-</b>	<b>205,472</b>	<b>616,692</b>	<b>1,169,855</b>	<b>643,306</b>	<b>2,766,541</b>	<b>1,372,493</b>

SCHEDULE 13 -OTHER INCOME-DESIGNATED												
S.No	Particulars	HBA	Avi. Free Working Lunch	Alum,ni Fee account	Research & Consultancy	Gen. Exam Fund	Students Deposit Account	Students Fund Account	Deposits & Advances	Online a/c	Amount in Rupees	
											2022-23	2021-22
1	a. Income from Land and Buildings										-	0
2	Rent From Guest House								168,735		168,735	0
3	Sale of Old Papers & Waste										-	0
4	Rent From Other Premises										-	0
5	Income from consultancy projects				150,000						150,000	0
6	Sale of Institute Publications										-	0
7	Sale of tender forms										-	0
8	Income from Holding Events:										-	0
9	1. Gross Receipts from Annual										-	0
10	Less Direct Expenditure incurred on the Event										-	0
11	2.Gross Receipts from Fees										-	0
12	Less Direct Expenditure incurred on the Fetes										-	0
13	3. Gross Receipts for Educational Tours										-	0
14	Less Direct Expenditure incurred on Tours										-	0
15	Contribution- Avi.		1,089,157								1,089,157	0
16	Institutional charges				959,831						959,831	1,982,440
17	Grant from Tamilnadu Government										-	-
18	Trust Contribution										-	-
19	Alumni fee receipts			1,778,401							1,778,401	-
20	Service charges received									29,097	29,097	264,617
21	Xerox receipts										-	-
22	Electricity &Water Charges Recovered										-	-
23	Miscellaneous Income				9,621			54	178,274	2,437	190,386	292,139
	<b>Total</b>	-	<b>1,089,157</b>	<b>1,778,401</b>	<b>1,119,452</b>	-	-	<b>54</b>	<b>347,009</b>	<b>31,534</b>	<b>4,365,607</b>	<b>2,539,196</b>

<b>SCHEDULE 14 - PRIOR PERIOD INCOME-DESIGNATED FUND</b>												
S.No	Particulars	HBA	Avi. Free Working Lunch	Alumni Fee account	Research & Consultancy	Gen. Exam Fund	Students Deposit Account	Students Fund Account	Deposits & Advances	Online a/c	Amount in Rupees	
											2022-23	2021-22
1	Academic Receipts										-	
2	Income from Investments										-	
3	Prior Period Income - Grant										-	
	<b>Total</b>	-	-	-	-	-	-	-	-	-	-	
<b>SCHEDULE 15 - STAFF PAYMENTS &amp; BENEFITS (ESTABLISHMENT EXPENSES)-DESIGNATED FUND</b>												
These shall be classified separately for Teaching and Non-Teaching Staff; Adhoc Staff, Arrears of DA, Salary arrears due to increment shall be shown separately.												
S.No	Particulars	HBA	Avi. Free Working Lunch	Alumni Fee account	Research & Consultancy	Gen. Exam Fund	Students Deposit Account	Students Fund Account	Deposits & Advances	Online a/c	Amount in Rupees	
											2022-23	2021-22
	<b>Salaries and Wages:</b>										-	0
1	Salaries -Teaching staff							11,148,766	-		<b>11,148,766</b>	9,350,517
2	Salaries - Non Teaching			30,755	414,369			18,555,457	-		<b>19,000,581</b>	15,306,774
3	Pension Teaching										-	-
4	Pension -Non Teaching										-	-
5	Contribution to New Pension Scheme-NPS										-	-
6	Contribution to Other Fund (specify)(EPF, ESI)				36,681			1,330,624	685,957		<b>2,053,262</b>	1,506,711
7	Pre-2006 Pension arrears										-	-
8	Salary Instrumentation Maintenance Facility										-	-
9	Salary- Career & Counselling cell										-	-
10	Salary - Centre for Women studies										-	-
11	Salary- CSSE&IP										-	-
12	Staff Welfare Expenses										-	-
13	LTC EL Encashment										-	-
14	LTC Expenses										-	-
15	Bonus										-	-
16	Medical Facility										-	-
17	Children Education Allowance										-	-
18	Retirement and Terminal Benefits:										-	-
19	Commutation-Teaching										-	-
20	Commutation - Non teaching										-	-
21	Gratuity- Teaching							258,433			<b>258,433</b>	874,213
22	Gratuity- Non teaching										-	-
23	EL Encashment - Teaching										-	-
24	EL Encashment-Non teaching										-	-
25	Other Allowances										-	-
	<b>Total</b>	-	-	<b>30,755</b>	<b>451,050</b>	-	-	<b>31,293,280</b>	<b>685,957</b>	-	<b>32,461,042</b>	<b>27,038,215</b>

<b>SCHEDULE 16 - ACADEMIC EXPENSES-DESIGNATED FUND</b>												
<b>S.No</b>	<b>Particulars</b>	<b>HBA</b>	<b>Avi. Free Working Lunch</b>	<b>Alumni Fee account</b>	<b>Research &amp; Consultancy</b>	<b>Gen. Exam Fund</b>	<b>Students Deposit Account</b>	<b>Students Fund Account</b>	<b>Deposits &amp; Advances</b>	<b>Online a/c</b>	<b>2022-23</b>	<b>2021-22</b>
1	Admission Expenses										-	-
2	Aviunty Run for women empowerment-2014										-	-
3	Binding of Library (Books and Journals)										-	-
4	BPED Leadership Camp										-	-
5	Consultancy expenses										-	51,219
6	Conveyance										-	-
7	Convocation Expenses										-	-
8	Course Expenses							2,320,813			<b>2,320,813</b>	237,746
9	E-Campus Software								249,660		<b>249,660</b>	77,250
10	Examination Exps/ Remuneration to Exams.										-	-
11	Expenses on Seminar/Workshops										-	-
12	Field work/Participation in Conferences							588,691	379,525		<b>968,216</b>	-
13	Guest & Hospitality										-	-
14	Guest Lecture										-	-
15	Laboratory Expenses										-	99,417
16	Internship Expenses							39,110			<b>39,110</b>	-
17	Other Academic expenses							0	3,554		<b>3,554</b>	2,211,099
18	Others (specify)										-	-
19	Periodicals and Journals Expenses										-	-
20	Phd.Foreign Examination										-	-
21	Professional Charges										-	-
22	Publications										-	-
23	Research & Development Expenses				418,289			133,526	35,854		<b>587,669</b>	-
24	Sitting fee Honorarium										-	-
25	Special fee expenses							1,433,934			<b>1,433,934</b>	-
26	Student Welfare Expenses										-	-
27	TA/DA for Experts							143,276			<b>143,276</b>	272,914
28	Tournament expenses										-	-
	<b>Total</b>	-	-	-	<b>418,289</b>	-	-	<b>4,659,350</b>	<b>668,593</b>	-	<b>5,746,232</b>	<b>2,949,645</b>



<b>SCHEDULE 17 - ADMINISTRATIVE AND GENERAL EXPENSES-DESIGNATED FUND</b>											<b>Amount in Rupees</b>	
<b>S.No</b>	<b>Particulars</b>	<b>HBA</b>	<b>Avi. Free Working Lunch</b>	<b>Alumni Fee account</b>	<b>Research &amp; Consultancy</b>	<b>Gen. Exam Fund</b>	<b>Students Deposit Account</b>	<b>Students Fund Account</b>	<b>Deposits &amp; Advances</b>	<b>Online a/c</b>	<b>2022-23</b>	<b>2021-22</b>
											-	-
1	Electricity and Power										-	-
2	Rent, Rates and Taxes (including property tax)										-	-
3	Postage										-	-
4	Telephone, Fax and Internet Charges										-	-
5	Internet Connectivity										-	-
6	Printing and Stationery (consumption)										-	2,277
7	Travelling and Conveyance Expenses										-	-
8	Training to staff Expenses										-	-
9	Contingency										-	-
10	Hospitality										-	-
11	Auditors Remuneration										-	-
12	Professional Charges										-	263,500
13	Guest House expenses								392,891		<b>392,891</b>	232,304
14	Advertisement and Publicity										-	-
15	Convocation Expenses										-	-
16	Others (specify)-Loss on sale of fixed assets										-	-
17	Meetings of Authorities										-	-
18	Ceremonies and Functions										-	-
19	Crockeries										-	-
20	Contribution										-	-
21	Expenses on Chancellor office										-	-
22	Legal Fee										-	-
23	Architech Fee										-	-
24	Maintenance of Guest House										-	-
25	Membership Subscription/ Contribution										-	-
26	Miscellaneous Expenses								226,830		<b>226,830</b>	2,262,333
27	Contract Salary on Security										-	-
28	Contribution to Corpus fund				454,421		30,821	6,806,304		101,226	<b>7,392,772</b>	-
29	Contribution to Gen.Fund				2,575,050		174,651	38,569,056		573,614	<b>41,892,371</b>	-
30	Alumni Association expenses			4,620							<b>4,620</b>	-
31	Patent application fee										-	177,520
32	Water charges										-	-
	<b>TOTAL</b>	-	-	<b>4,620</b>	<b>3,029,471</b>	-	<b>205,472</b>	<b>45,375,360</b>	<b>619,721</b>	<b>674,840</b>	<b>49,909,484</b>	<b>2,937,934</b>

<b>SCHEDULE 18 - TRANSPORTATION EXPENSES- DESIGNATED FUND</b>												
S.No	Particulars	HBA	Avi. Free Working Lunch	Alumni Fee account	Research & Consultancy	Gen. Exam Fund	Students Deposit Account	Students Fund Account	Deposits & Advances	Online a/c	2022-23	2021-22
1	Vehicles (owned by Institution)										-	
	a) Running Expenses										-	
	b) Repairs & Maintenance of Vehicles										-	
	c) Insurance for Vehicles										-	
2	Vehicles taken on Rent/Lease										-	
	a) Rent/Lease Expenses										-	
3	Vehicle (Taxi) Hiring Expenses										-	
	<b>Total</b>	-	-	-	-	-	-	-	-	-	-	
<b>SCHEDULE 19 - REPAIR &amp; MAINTENANCE - DESIGNATED FUND</b>												
S.No	Particulars	HBA	Avi. Free Working Lunch	Alumni Fee account	Research & Consultancy	Gen. Exam Fund	Students Deposit Account	Students Fund Account	Deposits & Advances	Online a/c	2022-23	2021-22
1	Buildings			148,169							148,169	5,666,516
2	Furniture & Fixtures										-	-
3	Plant & Machinery										-	-
4	Office Equipment										-	-
5	Water service system										-	-
6	Laboratory & Scientific Equipment				595,321						595,321	-
7	Audio Visual Equipment										-	-
8	Cleaning Material & Services										-	-
9	Book Binding Charges										-	-
10	Outsourcing Expenses on Sanitation										-	-
11	AMC Charges- Others										-	-
12	Genset Running expenses										-	-
13	AMC Charges for Genset										-	-
14	Maintenance of Guest House										-	-
15	Maintenance -Computer maintenance										-	-
16	Maintenance -Campus Maintenance										-	-
17	Maintenance -miscellaneous										-	-
18	Electrical Equipment										-	4,700
	<b>Total</b>	-	-	148,169	595,321	-	-	-	-	-	743,490	5,671,216



Balance sheet-Designated Fund FY 2022-23												
											Amount in Rs.	
S.No	Particulars	HBA	Avi. Free Working Lunch	Alumni Fee account	Research & Consultancy	Examination General Fund	Students Deposit Account	Students Fund Account	Deposits & Advances	Online a/c	2022-23	2021-22
	<b>Liabilities</b>											
1	Capital account	1,757,032	422,954	1,616,046	16,576,932	54,259,335		-	52,839,700		<b>127,471,999</b>	125,375,900
2	Deposits from students	-	-	-	-	-	12,050,450	24,825	44,745		<b>12,120,020</b>	14,534,143
3	Refunded to UGC	(1,757,032)									<b>-</b>	<b>1,757,032</b>
4	EMD										-	-
5	Inter Fund Payable				3,029,471		260,412	63,667,946	436,591	674,840	<b>68,069,260</b>	46,752,254
6	Net Salary Payables				28,147	316,503		2,351,434	545,172		<b>3,241,256</b>	2,401,636
7	Outstanding expenses					183,829		23,822	600,000		<b>807,651</b>	530,880
8	Security Deposit								2,172,286		<b>2,172,286</b>	2,582,942
9	Statutory Liabilities		4,914		12,354	26,054		229,653	2,500		<b>275,475</b>	292,967
10	Sundry creditors					9,300		267	28,113		<b>37,680</b>	558,719
	<b>Total</b>	<b>-</b>	<b>427,868</b>	<b>1,616,046</b>	<b>19,646,904</b>	<b>54,795,021</b>	<b>12,310,862</b>	<b>66,297,947</b>	<b>56,669,107</b>	<b>674,840</b>	<b>212,438,595</b>	<b>193,029,441</b>
	<b>Assets</b>											
1	Bank account	-	174,704	1,022,596	1,318,703	6,683,929	10,381,862	8,064,292	15,280,882	674,840	<b>43,601,808</b>	157,785,299
2	Deposits					2,000			18,000		<b>20,000</b>	2,000
3	Fixed assets										-	-
4	Inter Unit Fund Receivable			593,450	168,125	48,101,092	1,929,000	7,752,160	31,454,577		<b>89,998,404</b>	7,188,307
5	Interest accrued		3,164		850,871			302,495	398,534		<b>1,555,064</b>	2,592,222
6	Investments		250,000		17,111,644			50,000,000	9,295,000		<b>76,656,644</b>	24,295,067
7	Loans Advances				2,000	8,000		179,000	122,872		<b>311,872</b>	503,826
8	TDS Receivable				195,561				99,242		<b>294,803</b>	662,720
	<b>Total</b>	<b>-</b>	<b>427,868</b>	<b>1,616,046</b>	<b>19,646,904</b>	<b>54,795,021</b>	<b>12,310,862</b>	<b>66,297,947</b>	<b>56,669,107</b>	<b>674,840</b>	<b>212,438,595</b>	<b>193,029,441</b>

Income and Expenditure Account-Designated Fund-2022-23												
Sch	Particulars	Fund wise Breakup									Amount in Rupees	
		HBA	Avi. Free Working Lunch	Alumni Fee account	R & C	Exam-Gen Fund	Students Deposit Account	Students Fund Account	Deposits & Advances	Online Account	2022-23	2021-22
	INCOME											
9	Academic Receipts	0	0	0	2,069,365	0	0	80,408,749	1,750	0	<b>82,479,864</b>	62,872,188.00
10	Grants / Subsidies										-	
11	Income from Investments	16,661	3,164	-	1,272,962	-	-	302,495	465,777	-	<b>2,061,059</b>	1,458,566
12	Interest Earned	38,689	1,883	21,189	69,455	-	205,472	616,692	1,169,855	643,306	<b>2,766,541</b>	1,372,493
13	Other Income	-	1,089,157	1,778,401	1,119,452	-	-	54	347,009	31,534	<b>4,365,607</b>	2,539,196
14	Prior Period Income	-	-	-	-	-	-	-	-	-	-	0
	<b>TOTAL (A)</b>	<b>55,350</b>	<b>1,094,204</b>	<b>1,799,590</b>	<b>4,531,234</b>	-	<b>205,472</b>	<b>81,327,990</b>	<b>1,984,391</b>	<b>674,840</b>	<b>91,673,071</b>	<b>68,242,443</b>
Sch.	<b>EXPENDITURE</b>											
15	Staff Payments & Benefits (Establishment)	-	-	30,755	451,050	-	-	31,293,280	685,957	-	<b>32,461,042</b>	27,038,215
16	Academic Expenses	-	-	-	418,289	-	-	4,659,350	668,593	-	<b>5,746,232</b>	2,949,645
17	Administrative and General Expenses	-	-	4,620	3,029,471	-	205,472	45,375,360	619,721	674,840	<b>49,909,484</b>	2,937,934
18	Transportation Expenses	-	-	-	-	-	-	-	-	-	-	0
19	Repairs & Maintenance	-	-	148,169	595,321	-	-	-	-	-	<b>743,490</b>	5,671,216
20	Finance Costs	-	-	-	-	-	-	-	8,370	-	<b>8,370</b>	0
4	Depreciation										-	247,095
21	Other Expenses	-	671,250	-	37,103	-	-	-	-	-	<b>708,353</b>	12,707
22	Prior Period Expenses	-	-	-	-	-	-	-	-	-	-	0
	<b>TOTAL (B)</b>	-	<b>671,250</b>	<b>183,544</b>	<b>4,531,234</b>	-	<b>205,472</b>	<b>81,327,990</b>	<b>1,982,641</b>	<b>674,840</b>	<b>89,576,971</b>	<b>38,856,812</b>
	<b>Balance being excess of Income over Expenditure (A-B)</b>	<b>55,350</b>	<b>422,954</b>	<b>1,616,046</b>	-	-	-	-	<b>1,750</b>	<b>0</b>	<b>2,096,100</b>	<b>29,385,631</b>
	<b>Total (B)</b>	<b>55,350</b>	<b>1,094,204</b>	<b>1,799,590</b>	<b>4,531,234</b>	-	<b>205,472</b>	<b>81,327,990</b>	<b>1,984,391</b>	<b>674,840</b>	<b>91,673,071</b>	<b>68,242,443</b>

<b>Self Finance</b>									
<b>Balance sheet</b>									
								<b>Amount in Rupees</b>	
<b>S.No.</b>	<b>Particulars</b>	<b>Self Finance</b>	<b>SF-Exam</b>	<b>Conference, Seminar</b>	<b>ATNT</b>	<b>NAIP</b>	<b>PIHEAD</b>	<b>2022-23</b>	<b>2021-22</b>
<b>Liabilities</b>									
1	Capital account	254,822,497	90,544,107	4,033,024	849,862	29,100	15,692,552	<b>365,971,142</b>	295,499,650
2	Deposits from students	7,924,284		14,000				<b>7,938,284</b>	7,771,984
3	EMD	31,800						<b>31,800</b>	-
4	Inter Fund Payable	25,239,825	10,900	32,569				<b>25,283,294</b>	45,682,714
5	Other Payables	16,935						<b>16,935</b>	41,920
6	Outstanding expenses	128,769	29,832	31,041				<b>189,642</b>	210,104
7	Security Deposit	3,142,607						<b>3,142,607</b>	865,263
8	Staff salary payable	3,606,997	82,019					<b>3,689,016</b>	2,750,341
9	Statutory Liabilities	606,410	10,036	15,825				<b>632,271</b>	181,344
10	Sundry creditors	56,710	2,020	21,531				<b>80,261</b>	475,823
	<b>Total</b>	<b>295,576,834</b>	<b>90,678,914</b>	<b>4,147,990</b>	<b>849,862</b>	<b>29,100</b>	<b>15,692,552</b>	<b>406,975,252</b>	<b>353,479,143</b>
<b>Assets</b>									
1	Bank account	36,694,373	4,491,014	3,514,454	34,826	29,100	499,511	<b>45,263,278</b>	46,683,458
2	Deposits	2,028,100						<b>2,028,100</b>	4,100
3	Fixed assets	228,035,539						<b>228,035,539</b>	188,328,505
4	Inter Unit Fund Receivable	1,411,492	6,651,810	28,675				<b>8,091,977</b>	1,902,526
5	Interst accrued	1,159,580	1,409,989	20,172	15,036		1,178,259	<b>3,783,036</b>	3,326,775
6	Investments	11,988,541	77,500,000	475,000	800,000		13,958,630	<b>104,722,171</b>	90,860,676
7	Loans and Advances	3,363,888	6,000	109,689				<b>3,479,577</b>	1,117,196
8	TCS on Purchases	59,406						<b>59,406</b>	14,703
9	TDS on Investment	165,705	620,101				56,152	<b>841,958</b>	1,107,541
10	Prepaid Expenditure	206,795						<b>206,795</b>	187,753
11	Tuition fee Receivable from students	10,463,415						<b>10,463,415</b>	19,945,910
	<b>Total</b>	<b>295,576,834</b>	<b>90,678,914</b>	<b>4,147,990</b>	<b>849,862</b>	<b>29,100</b>	<b>15,692,552</b>	<b>406,975,252</b>	<b>353,479,143</b>

<b>Income &amp; Expenditure -Self Finance Accounts</b>									
								<b>Amount in Rupees</b>	
<b>S.No.</b>	<b>Income</b>	<b>Self Finance</b>	<b>SF-Exam</b>	<b>Conference, Seminar</b>	<b>ATNT</b>	<b>NAIP</b>	<b>PIHEAD</b>	<b>2022-23</b>	<b>2021-22</b>
	<b>Academic Receipts</b>							-	-
1	Admission fee	464,525						<b>464,525</b>	408,850
2	Registration fee	109,300		2,929,643				<b>3,038,943</b>	1,446,716
3	Special Course fee	23,936,315						<b>23,936,315</b>	31,930,851
4	Tuition fee	16,362,490						<b>16,362,490</b>	5,877,452
5	Examination Fee		12,970,936					<b>12,970,936</b>	14,034,920
6	Convocation Income		561,690					<b>561,690</b>	554,570
7	Breakages							-	242,000
8	Fines & Penalties	399,000						<b>399,000</b>	23,695
9	Sale of applications	461,850						<b>461,850</b>	286,186
10	Other Academic receipts	74,745,691						<b>74,745,691</b>	60,798,342
	<b>Total Academic receipts</b>	<b>116,479,171</b>	<b>13,532,626</b>	<b>2,929,643</b>	-	-	-	<b>132,941,440</b>	<b>115,603,582</b>
11	<b>Interest on SB account</b>	<b>1,225,698</b>	<b>246,259</b>	<b>97,163</b>	<b>16,759</b>	<b>787</b>	<b>13,503</b>	<b>1,600,169</b>	<b>1,033,729</b>
12	<b>Interest on Investments</b>	<b>678,724</b>	<b>3,648,496</b>	<b>20,172</b>	<b>15,036</b>		<b>1,051,962</b>	<b>5,414,390</b>	<b>4,990,313</b>
13	<b>Other Income</b>							-	-
14	Overhead charges received	414,480						<b>414,480</b>	-
15	Trust Contribution	6,000,000						<b>6,000,000</b>	
16	Misc.Income	94,479	1,884					<b>96,363</b>	507,601
	<b>Total Other Income</b>	<b>6,508,959</b>	<b>1,884</b>	-	-	-	-	<b>6,510,843</b>	<b>507,601</b>
	<b>Total Income</b>	<b>124,892,552</b>	<b>17,429,265</b>	<b>3,046,978</b>	<b>31,795</b>	<b>787</b>	<b>1,065,465</b>	<b>146,466,842</b>	<b>122,135,225</b>



S.No.	Expenditure	Self Finance	SF-Exam	Conference, Seminar	ATNT	NAIP	PIHEAD	2022-23	2021-22
	<b>Staff Payments and Benefits</b>								
17	Salaries-Teaching	24,629,490						<b>24,629,490</b>	19,657,356
18	Salary-Non Teachng	6,334,112	1,180,782					<b>7,514,894</b>	4,626,927
19	Gratuity	247,487	10,247					<b>257,734</b>	692,546
20	EPF & ESI	3,616,811	114,768					<b>3,731,579</b>	1,255,158
21	<b>Total Staff Payments and Benefits</b>	<b>34,827,900</b>	<b>1,305,797</b>	-	-	-	-	<b>36,133,697</b>	<b>26,231,987</b>
22	<b>Academic Expenses</b>							-	-
23	Special Course expenses	924,099						<b>924,099</b>	-
24	Students Insurance	235,958						<b>235,958</b>	61,447
25	Conference, seminar & workshop	1,135,676		2,271,287				<b>3,406,963</b>	1,420,697
26	Periodical Journals	10,951						<b>10,951</b>	28,184
27	Convocation Expenses		112,500					<b>112,500</b>	213,380
28	ID Card expenses	52,444						<b>52,444</b>	137,064
29	Lab Consumables	297,844						<b>297,844</b>	396,108
30	Examination Expenses		-					-	1,629,895
31	Other Academic Expenses	5,624,457	1,370,190	-				<b>6,994,647</b>	419,123
	<b>Total Academic Expenses</b>	<b>8,281,429</b>	<b>1,482,690</b>	<b>2,271,287</b>	-	-	-	<b>12,035,406</b>	<b>4,305,898</b>

	<b>Administrative expenses</b>							-	-
32	Advertisement expenses	401,625						<b>401,625</b>	134,500
33	Architech Fee							-	-
34	Ceremonies & functions	1,056,530						<b>1,056,530</b>	444,855
35	Communication / Internet exps	131,832						<b>131,832</b>	132,928
36	Consultancy charges							-	85,000
37	Contribution	4,306,306						<b>4,306,306</b>	345,469
38	Electricity charges	79,569						<b>79,569</b>	
39	Hospitality expenses	186,748	62,664					<b>249,412</b>	76,713
40	Legal Fee	10,000						<b>10,000</b>	153,100
41	Meeting of authorities	123,944						<b>123,944</b>	55,619
42	Membership fee	27,000						<b>27,000</b>	5,000
43	NAAC Expenses							-	685,306
44	Other Miscellaneous admn exps	734,787						<b>734,787</b>	14,130
45	Patent Expenses	25,000						<b>25,000</b>	200,000
46	Postage & Telegram Expenses	26,102	2,639					<b>28,741</b>	14,092
47	Printing & Stationery	324,223	1,710,054					<b>2,034,277</b>	511,753
48	Publications expenses							-	180,022
49	Rent, rates & taxes	144,100						<b>144,100</b>	120,000
50	TA/DA Expenses	340,035						<b>340,035</b>	298,574
51	Water Charges							-	1,400
	<b>Total Administrative expenses</b>	<b>7,917,801</b>	<b>1,775,357</b>	-	-	-	-	<b>9,693,158</b>	<b>3,458,461</b>
	<b>Finance Cost</b>	<b>12,179</b>						<b>12,179</b>	854
	<b>Repair and Maintenance</b>							-	-
52	AMC Charges	50,150						<b>50,150</b>	27,376
53	Outsourcing Expenses - Sanitizi	1,355,877						<b>1,355,877</b>	731,513
54	R&M Building	7,214,927						<b>7,214,927</b>	1,148,576
55	R&M Electrical Equipment	613,046						<b>613,046</b>	858,668
56	R&M Computer periphrls	104,626	93,054					<b>197,680</b>	4,494,204
57	R&M Furniture	2,700						<b>2,700</b>	16,981
58	R&M Office Equipment	56,721						<b>56,721</b>	13,579
	<b>Total Repair and Maintenance</b>	<b>9,398,047</b>	<b>93,054</b>	-	-	-	-	<b>9,491,101</b>	<b>7,290,897</b>
	<b>Tranportation Expenses</b>							-	-
59	a) Running Expenses							-	-
60	b) Repairs & Maintenance of Ve	94,871						<b>94,871</b>	<b>57,306</b>
61	c) Rent/Lease Expenses							-	<b>850</b>
	<b>Total Transportation Expenses</b>	<b>94,871</b>	-	-	-	-	-	<b>94,871</b>	<b>58,156</b>
	<b>Other Expenses</b>							-	-
62	Misc.Expenses	1,065,483						<b>1,065,483</b>	291,060
	<b>Total Other Expenses</b>	<b>1,065,483</b>						<b>1,065,483</b>	<b>291,060</b>
63	<b>Depreciation</b>	<b>7,469,455</b>						<b>7,469,455</b>	<b>6,078,999</b>
	<b>Total Expenditure</b>	<b>69,067,165</b>	<b>4,656,898</b>	<b>2,271,287</b>	-	-	-	<b>75,995,350</b>	<b>47,716,312</b>
	<b>Excess of Income over Expr.</b>	<b>55,825,387</b>	<b>12,772,367</b>	<b>775,691</b>	<b>31,795</b>	<b>787</b>	<b>1,065,465</b>	<b>70,471,492</b>	<b>74,418,913</b>
	<b>Total</b>	<b>124,892,552</b>	<b>17,429,265</b>	<b>3,046,978</b>	<b>31,795</b>	<b>787</b>	<b>1,065,465</b>	<b>146,466,842</b>	<b>122,135,225</b>

<b>School of Engineering</b>						
<b>Balance Sheet</b>						
						<b>Amount in Rs.</b>
<b>S.No.</b>	<b>Particulars</b>	<b>Sch of. Engg</b>	<b>ADU Net Banking</b>	<b>SF Empl. Grat</b>	<b>2022-23</b>	<b>2021-22</b>
<b>Liabilities</b>						
1	Capital account	666,427,996	1,244,583	63,559,477	<b>731,232,056</b>	744,773,413
2	Deposits from students	4,390,650	160,484		<b>4,551,134</b>	5,321,284
3	EMD				-	-
4	Inter Fund Payable	6,666,810			<b>6,666,810</b>	-
5	Other Payables	36,494			<b>36,494</b>	60,404
6	Outstanding expenses	438,964			<b>438,964</b>	37,210
7	Security Deposit	485,337			<b>485,337</b>	981,534
8	Staff salary payable	3,149,391			<b>3,149,391</b>	2,675,847
9	Statutory Liabilities	505,410	21,048		<b>526,458</b>	468,200
10	Sundry creditors	3,971,255			<b>3,971,255</b>	326,911
	<b>Total</b>	<b>686,072,307</b>	<b>1,426,115</b>	<b>63,559,477</b>	<b>751,057,899</b>	<b>754,644,803</b>
<b>Assets</b>						
	<b>Sch of. Engg</b>	<b>ADU Net Banking</b>	<b>SF Empl. Grat</b>	<b>2022-23</b>	<b>2021-22</b>	
1	Bank account	5,619,680	1,411,527	6,859,477	<b>13,890,684</b>	109,292,247
2	Deposits	7,255,377			<b>7,255,377</b>	7,245,777
3	Fixed assets	241,608,331			<b>241,608,331</b>	247,162,629
4	Inter Unit Fund Receivable	25,000,000	14,588		<b>25,014,588</b>	45,946,134
5	Interest accrued	13,284,305			<b>13,284,305</b>	8,759,919
6	Investments	389,393,181		25,000,000	<b>414,393,181</b>	297,510,569
7	Loans and Advances	215,198			<b>215,198</b>	204,380
8	LIC Annuity Fund			31,700,000	<b>31,700,000</b>	30,534,810
9	TDS on Investment	2,570,235			<b>2,570,235</b>	1,621,280
10	Prepaid Expenses	48,900			<b>48,900</b>	758,008
11	Tuition fee Receivable from stude	1,077,100			<b>1,077,100</b>	5,609,050
	<b>Total</b>	<b>686,072,307</b>	<b>1,426,115</b>	<b>63,559,477</b>	<b>751,057,899</b>	<b>754,644,803</b>

<b>School of Engineering</b>						
<b>Income &amp; Expenditure</b>						
						<b>Amount in Rs.</b>
<b>S.No.</b>	<b>Particulars</b>	<b>Sch. of. Engg</b>	<b>ADU Net Banking</b>	<b>SF Empl. Grat</b>	<b>2022-23</b>	<b>2021-22</b>
<b>Income</b>						
<b>Academic Receipts</b>						
1	Admission fee	119,450			<b>119,450</b>	105,450
2	Audio Visual fee	258,250			<b>258,250</b>	276,150
3	Breakage	-			-	28,300
4	NSS	123,800			<b>123,800</b>	-
5	Development Charges fee	6,811,900			<b>6,811,900</b>	7,148,050
6	Examination Fee				-	-
7	Fine & Penalties	371,611			<b>371,611</b>	218,635
8	ID card	34,350			<b>34,350</b>	26,700
9	Laboratory fee	6,641,393			<b>6,641,393</b>	6,736,732
10	Library Fee	1,231,900			<b>1,231,900</b>	1,055,350
11	Other Academic receipts	2,147,494			<b>2,147,494</b>	745,754
12	Sale of applications	136,800			<b>136,800</b>	87,950
13	Special Course fee	309,410			<b>309,410</b>	683,730
14	Sports fee	109,000			<b>109,000</b>	87,350
15	Student Union fee	196,550			<b>196,550</b>	211,675
16	Tuition fee	26,840,370			<b>26,840,370</b>	28,245,016
	<b>Total Academic receipts</b>	<b>45,332,278</b>	-	-	<b>45,332,278</b>	<b>45,656,842</b>
17	<b>Interest on SB account</b>	<b>1,016,905</b>	<b>39,344</b>	<b>141,249</b>	<b>1,197,498</b>	<b>6,403,875</b>
18	<b>Interest on Investments</b>	<b>18,431,963</b>		<b>4,324,124</b>	<b>22,756,087</b>	<b>18,624,955</b>
<b>Other Income</b>						
19	Overhead charges received	9,975			<b>9,975</b>	18,450
20	Gratuity Amount received			685,714	<b>685,714</b>	1,968,500
21	Sale of scraps	273,862			<b>273,862</b>	42,838
22	Interest on IT Refund				-	369,396
23	Institutional charges received	-			-	-
24	Profit on sale of fixed assets				-	-
25	Misc.Income	324,404	307		<b>324,711</b>	46,146
	<b>Total Other Income</b>	<b>608,241</b>	<b>307</b>	<b>685,714</b>	<b>1,294,262</b>	<b>2,445,330</b>
	<b>Total Income</b>	<b>65,389,387</b>	<b>39,651</b>	<b>5,151,087</b>	<b>70,580,125</b>	<b>73,131,002</b>

S.No.	Particulars	Sch of. Engg	ADU Net Banking	SF Empl. Grat	2022-23	2021-22
	<b>Staff Payments and Benefits</b>					
1	Salaries -Teaching	30,174,528			<b>30,174,528</b>	29,124,148
2	Salaries -Non Teaching	9,121,292			<b>9,121,292</b>	8,142,482
3	Gratuity	352,567		1,349,007	<b>1,701,574</b>	2,341,138
4	EPF & ESI	2,016,070			<b>2,016,070</b>	1,872,027
	<b>Total Staff Payments and Benefits</b>	<b>41,664,457</b>	-	<b>1,349,007</b>	<b>43,013,464</b>	<b>41,479,795</b>
	<b>Academic Expenses</b>				-	-
1	Alumini Expenses	56,981			<b>56,981</b>	
2	Annual Subscription Exp	118,880			<b>118,880</b>	
3	Ceremonies & Functions	15,882			<b>15,882</b>	
4	ID cards	24,964			<b>24,964</b>	12,107
5	Journals & Magazine	344,146			<b>344,146</b>	
6	Students Insurance expesnses	54,997			<b>54,997</b>	14,203
7	Soft Skill Communication	526,081			<b>526,081</b>	-
8	Seminar, Conference & workshop	347,577			<b>347,577</b>	324,395
9	Student Welfare	112,067			<b>112,067</b>	-
10	Convocation Expenses				-	-
11	Lab Consumables	848,580			<b>848,580</b>	181,268
12	Examination Expenses				-	-
13	Other Academic Expenses	445,291			<b>445,291</b>	162,065
	<b>Total Academic Expenses</b>	<b>2,895,446</b>	-	-	<b>2,895,446</b>	<b>694,038</b>
						<b>Amount in Rs.</b>
	<b>Particulars</b>	<b>Sch of. Engg</b>	<b>ADU Net</b>	<b>SF Empl. Grat</b>	<b>2022-23</b>	<b>2021-22</b>
	<b>Administrative expenses</b>				-	-
14	Advertisement charges	993,644			<b>993,644</b>	777,386
15	Audit fee				-	-
16	Consultancy expenses	420,000			<b>420,000</b>	587,000
17	Contingency expenses	672,636			<b>672,636</b>	747,315
18	Contribution				-	-
19	Electricity charges	3,423,009			<b>3,423,009</b>	1,958,430
20	Legal fee				-	150,000
21	MBA Accreditation					413,000

S.No.	Particulars	Sch of. Engg	ADU Net Banking	SF Empl. Grat	2022-23	2021-22
22	Loss on sale of Fixed Assets	202,731			202,731	
23	Membership fee				-	184,080
24	Printing & Stationary	91,012			91,012	114,240
25	Promotional Expenses	865,540			865,540	
26	Internet Charges	623,936			623,936	
27	Water charges				-	4,888
28	Misc.Expenses	9,969	3,776	327,664	341,409	2,712,733
29	NAAC expenses				-	1,674,654
30	Postage & Telegram Expenses				-	620,557
31	Staff Welfare Expenses	64,403			64,403	
32	TA/DA Expenses	115,057			115,057	86,486
	<b>Total Administrative expenses</b>	<b>7,481,937</b>	<b>3,776</b>	<b>327,664</b>	<b>7,813,377</b>	<b>10,030,769</b>
33	<b>Finance Cost</b>				-	78
	<b>Repair and Maintenance</b>				-	-
34	AMC Charges				-	-
35	Outsourcing Expenses - Sanitizing	3,886,537			3,886,537	3,051,159
36	R&M Building	8,957,579			8,957,579	13,516,981
37	R&M Computer peripherals	575,359			575,359	90,835
38	R&M - Electrical Equipments	1,138,180			1,138,180	1,162,045
39	R&M-Furniture	171,226			171,226	110,325
40	R&M-Scientific Lab Equipment	204,745			204,745	
41	R&M Office Equipment	60,345			60,345	124,321
	<b>Total Repair and Maintenance</b>	<b>14,993,971</b>	<b>-</b>	<b>-</b>	<b>14,993,971</b>	<b>18,055,666</b>
42	<b>Transportation expenses</b>				-	-
43	<b>Vehicle Maintenance</b>	17,501			17,501	16,566
	<b>Other Expenses</b>				-	-
44	Misc.Expenses				-	102,353
	<b>Total Other Expenses</b>	<b>-</b>	<b>-</b>	<b>-</b>	<b>-</b>	<b>102,353</b>
45	<b>Depreciation</b>	15,387,722			15,387,722	17,007,703
	<b>Total Expenditure</b>	<b>82,441,034</b>	<b>3,776</b>	<b>1,676,671</b>	<b>84,121,481</b>	<b>87,386,968</b>
	<b>Excess of Income over Expr.</b>	<b>(17,051,647)</b>	<b>35,875</b>	<b>3,474,416</b>	<b>(13,541,356)</b>	<b>(14,255,966)</b>
	<b>Total</b>	<b>65,389,387</b>	<b>39,651</b>	<b>5,151,087</b>	<b>70,580,125</b>	<b>73,131,002</b>

**FORM OF FINANCIAL STATEMENTS (CENTRAL HIGHER EDUCATIONAL INSTITUTIONS)**  
**NAME OF ENTITY:AVINASHILINGAM INSTITUTE FOR HOME SCIENCE AND HIGHER EDUCATION FOR WOMEN, COIMBATORE**  
**CONSOLIDATED RECEIPTS AND PAYMENTS ACCOUNT FOR THE YEAR 2022-23**

RECEIPTS	Amount in Rs.									
	Non-Plan	Projects	Scholarship	General Fund	Corpus fund	Endowment	Designated	Self Finance	Engineering	Total
<b>I. Opening Balances</b>										-
a) Cash Balances										-
b) Bank Balances										-
i. In Current Accounts										-
ii. In Deposit Accounts										-
iii. Savings Accounts	19,13,64,153	2,03,97,332	5,99,193	26,01,166	9,69,657	18,49,537	15,77,85,299	4,66,83,458	10,92,92,247	<b>53,15,42,042</b>
Bank Balance of Community Coll.transfer										-
<b>II. Grants Received</b>										-
a) From Government of India	-									-
b) From State Government	-									-
c) From Other Sources(Details)	-									-
d) Grant from UGC	69,64,58,000									<b>69,64,58,000</b>
(Grants for Capital & Revenue exp. To be shown seperately if available)										-
<b>III. Academic Receipts</b>	5,56,95,205						8,42,58,265	14,24,23,955	4,98,64,228	<b>33,22,41,653</b>
<b>IV. Receipts against Earmarked / Endowment Funds-</b>						11,94,850				<b>11,94,850</b>
<b>V. Receipts against Sponsored Projects / Schemes</b>		1,75,12,385								<b>1,75,12,385</b>
<b>VI. Receipts against Sponsored Fellowships and scholarships</b>			3,27,936							<b>3,27,936</b>
<b>VII. Income on Investments from</b>						33,88,172				<b>33,88,172</b>
a) Earmarked / Endowment Funds										
b) Other Investments				17,700	99,758					<b>1,17,458</b>
<b>VIII. Interest Received on</b>										-
a) Bank Deposits							10,55,212		1,60,50,077	<b>1,71,05,289</b>
b) Loans and Advances	2,26,485						5,07,396	-		<b>7,33,881</b>
c) Savings Bank Accounts	23,31,424	6,82,893	14,703	1,24,078	35,009	43,495	27,66,541	16,00,169	11,97,498	<b>87,95,810</b>
d) Donation Received from Management	10,00,000							60,00,000		<b>70,00,000</b>
<b>IX. Investments Encashed</b>				16,27,862	3,11,461	42,19,504	27,36,931	11,50,09,844	33,54,17,242	<b>45,93,22,844</b>
<b>X. Term Deposits with Scheduled Banks encashed</b>										-
<b>XI. Other Income (Including Prior Period Income)</b>	6,54,845	3,68,043					27,99,081	48,78,541	10,18,832	<b>97,19,342</b>
<b>XII. Deposits and Advances</b>							-	1,66,300	1,76,280	<b>3,42,580</b>
<b>XIII. Miscellaneous Receipts including statutory Receipts</b>							1,250	23,70,509	58,258	<b>24,30,017</b>
<b>XIV. Any Other Receipts (Inter Account Transfer, etc. )</b>	8,55,19,810			2,53,78,968	46,35,718	71,157	7,64,78,030	3,64,903	2,69,03,708	<b>21,93,52,294</b>
<b>TOTAL (Op. Bal + Receipts)</b>	<b>1,03,32,49,922</b>	<b>3,89,60,653</b>	<b>9,41,832</b>	<b>2,97,49,774</b>	<b>60,51,603</b>	<b>1,07,66,715</b>	<b>32,83,88,005</b>	<b>31,94,97,679</b>	<b>53,99,78,370</b>	<b>2,30,75,84,553</b>



**FORM OF FINANCIAL STATEMENTS (CENTRAL HIGHER EDUCATIONAL INSTITUTIONS)**  
**NAME OF ENTITY:AVINASHLINGAM INSTITUTE FOR HOME SCIENCE AND HIGHER EDUCATION FOR WOMEN, COIMBATORE**  
**CONSOLIDATED RECEIPTS AND PAYMENTS ACCOUNT FOR THE YEAR 2022-23**


PAYMENTS	Amount in Rs.									
	Non-Plan	Projects	Scholarship	General Fund	Corpus Fund	Endowment	Designated	Self Finance	Engineering	Total
<b>I.EXPENSES</b>										
a)Establishment Expenses							1,75,36,395	3,50,06,601	4,25,39,920	<b>9,50,82,916</b>
b) Academic Expenses	2,40,24,450						1,80,28,196	1,20,24,903	29,00,949	<b>5,69,78,498</b>
c) Administrative Expenses	69,66,61,373			147			4,62,00,553	96,93,158	74,00,199	<b>75,99,55,430</b>
d) Transportation Expenses	6,54,189		3,380							<b>6,57,569</b>
e) Repairs & Maintenance	1,85,30,481			7,63,211			5,95,321	98,13,431	1,10,22,716	<b>4,07,25,160</b>
f) Prior Period Expenses							8,370		-	<b>8,370</b>
										-
II. Payments against Earmarked /Endowment Funds / Non Plan a/c						11,83,188				<b>11,83,188</b>
III. Payments against Sponsored Projects/ Schemes		1,63,02,877								<b>1,63,02,877</b>
IV. Payments against Sponsored Fellowships / Scholarships										-
V. Investments and Deposits made										-
a) Out of Earmarked funds						71,91,278				<b>71,91,278</b>
b) Out of Own funds (Investments- Others)				2,74,00,000	58,00,000	1,40,965	5,31,45,000	12,80,64,963	45,12,83,420	<b>66,58,34,348</b>
VI. Term Deposits with Scheduled Banks										-
VII. Expenditure on Fixed Assets and Capital Works -in- Progress										-
a) Fixed Assets	1,38,11,433							4,88,99,951	90,97,690	<b>7,18,09,074</b>
b) Capital Works-in-Progress										-
VIII. Other Payments including Statutory Payments	19,18,41,818			2,27,547		5,133	36,52,895	5,68,322	3,52,561	<b>19,66,48,276</b>
IX. Refunds of Grants										-
X. Deposits and Loans & Advances							6,39,156	23,62,381	14,86,455	<b>44,87,992</b>
XI. Other Payments	54,66,515	40,29,953				41,958	2,36,943	8,46,917	3,776	<b>1,06,26,062</b>
Inter Account Transfer	59,04,133		61,925			73,795	14,47,43,368	2,69,53,774	-	<b>17,77,36,995</b>
										-
										-
<b>Total</b>	<b>95,68,94,392</b>	<b>2,03,32,830</b>	<b>65,305</b>	<b>2,83,90,905</b>	<b>58,00,000</b>	<b>86,36,317</b>	<b>28,47,86,197</b>	<b>27,42,34,401</b>	<b>52,60,87,686</b>	<b>2,10,52,28,033</b>
XII. Closing Balances	7,63,55,530	1,86,27,823	8,76,527	13,58,869	2,51,603	21,30,398	4,36,01,808	4,52,63,278	1,38,90,684	<b>20,23,56,520</b>
										-
										-
<b>Total Payments</b>	<b>1,03,32,49,922</b>	<b>3,89,60,653</b>	<b>9,41,832</b>	<b>2,97,49,774</b>	<b>60,51,603</b>	<b>1,07,66,715</b>	<b>32,83,88,005</b>	<b>31,94,97,679</b>	<b>53,99,78,370</b>	<b>2,30,75,84,553</b>

**AVINASHILINGAM INSTITUTE FOR HOME SCIENCE AND HIGHER EDUCATION FOR WOMEN**  
**GENERAL PROVIDENT FUND ACCOUNT**  
**BALANCE SHEET AS ON 31.03.2023**

Liabilities			Assets	Amount in Rupees	
	2022-23	2021-22		2022-23	2021-22
<b>GPF Fund account:</b>					
Opening Balance	18,87,14,564	18,14,78,284	Temporary Advance	1,10,97,011	1,13,71,461
Add Subscription	2,01,52,000	24,14,91,771	Bank Balance	14,94,79,946	14,65,21,316
Add Advance recovery	1,02,41,879		Interest Receivable-FY 2022-23- from TN Govt	1,94,19,828	-
Less withdrawal part final	(1,57,58,000)	(12,29,25,135)	Interest Receivable-FY 2021-22- from TN Govt	1,62,46,924	1,62,47,114
Less GPF settlement	(1,63,21,718)	(12,06,26,660)	Interest Receivable-FY 2020-21- from TN Govt	-	1,45,74,673
Less Excess of Expenditure over income	92,14,984	9296304			
<b>Total</b>	<b>19,62,43,709</b>	<b>18,87,14,564</b>	<b>Total</b>	<b>19,62,43,709</b>	<b>18,87,14,564</b>

INCOME AND EXPENDITURE ACCOUNT					
Expenditure	2022-23	2021-22	Income	2022-23	2021-22
Interest to Subscribers	1,02,41,879	99,95,106	Interest earned on Investments	1,94,19,638	1,92,56,011
Administrative expenses		500	Interest earned on SB account	37,225	35,899
Excess of income over expenditure	92,14,984	92,96,304	Excess of Expenditure over Income		
<b>Total</b>	<b>1,94,56,863</b>	<b>1,92,91,910</b>	<b>Total</b>	<b>1,94,56,863</b>	<b>1,92,91,910</b>

RECEIPTS AND PAYMENTS ACCOUNT					
Receipts	Rs.	Rs.	Payments	Rs.	Rs.
	2022-23	2021-22		2022-23	2021-22
Opening Balance:			Temporary Advances/Withdrawal	2,06,88,100	64,68,911
Indian Bank-474664519	9,65,115	9,40,716	GPF settlements	1,63,21,718	3,22,92,130
SBI-10693414622	14,55,56,201	10,33,84,665	Administrative expenses		500
Subscription / Advance recovered	2,01,52,000	2,02,37,000	Closing Bank balance:		
Loans and advances	52,04,550	52,74,250	Indian Bank-474664519	10,13,340	9,65,115
Interest on investments	1,45,74,673	5,54,10,327	SBI-10693414622	14,84,66,606	14,55,56,201
SB Interest earned	37,225	35,899			
<b>Total</b>	<b>18,64,89,764</b>	<b>18,52,82,857</b>	<b>Total</b>	<b>18,64,89,764</b>	<b>18,52,82,857</b>

  
**Finance Officer**  
 Avinashilingam Institute for Home Science  
 and Higher Education for Women  
 (University Estd. u/s 3 of UGC Act 1956)  
 Coimbatore - 641 043.

  
**Registrar**  
 Avinashilingam Institute for Home Science  
 and Higher Education for Women  
 (University Estd. u/s 3 of UGC Act 1956)  
 Coimbatore - 641 043.

**AVINASHILINGAM INSTITUTE FOR HOME SCIENCE AND HIGHER EDUCATION FOR WOMEN**  
**NPS ACCOUNT No.474653483**  
**BALANCE SHEET AS AT 31-03-2023**

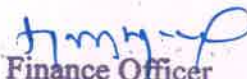
Liabilities	Amount in Rupees				
	2022-23	2021-22	Assets	2022-23	2021-22
Opening Balance	1,24,099	1,29,961	Investments		
Add Addition	4,02,65,586	3,57,34,451	Bank A/c. No474653483	2,10,627	1,24,099
Add Excess of Income over Exp.		(5,862)	Interest Receivable		
Less Payment made	(4,01,86,856)	(3,57,34,451)			
Service Charges payable to NSD	7,798				
<b>Total</b>	<b>2,10,627</b>	<b>1,24,099</b>	<b>Total</b>	<b>2,10,627</b>	<b>1,24,099</b>

**INCOME AND EXPENDITURE ACCOUNT**

Expenditure	2022-23	2021-22	Income	2022-23	2021-22
Administrative expenses	18,769	15,555	Interest from SB account	10,971	9,693
Excess of Income over Expenditure			Interest on Investments		
			Excess of Expr. over Income	7,798	5,862
<b>Total</b>	<b>18,769</b>	<b>15,555</b>	<b>Total</b>	<b>18,769</b>	<b>15,555</b>

**RECEIPT AND PAYMENTS ACCOUNT**

Receipts	2022-23	2021-22	Payments	2022-23	2021-22
Opening Balance	1,24,099	1,35,875	Payments -NPS Fund	4,01,71,260	3,57,34,451
NPS Fund income	4,02,65,586	3,57,34,451	Administrative expenses		15,555
Interest Earned	10,971	9,693	Service charges	18,769	5,914
			Closing Balance	2,10,627	1,24,099
<b>Total</b>	<b>4,04,00,656</b>	<b>3,58,80,019</b>	<b>Total</b>	<b>4,04,00,656</b>	<b>3,58,80,019</b>

  
 Finance Officer  
 Avinashilingam Institute for Home Science  
 and Higher Education for Women  
 (University Estd. u/s 3 of UGC Act 1956)  
 Coimbatore - 641 043.

  
 Registrar  
 Avinashilingam Institute for Home Science  
 and Higher Education for Women  
 (University Estd. u/s 3 of UGC Act 1956)  
 Coimbatore - 641 043.

**AVINASHILINGAM INSTITUTE FOR HOME SCIENCE AND HIGHER EDUCATION FOR WOMEN, COIMBATORE  
SCHEDULE: 23**

**SIGNIFICANT ACCOUNTING POLICIES**

**1. BASIS FOR PREPARATION OF ACCOUNTS**

The accounts have been prepared generally on the Accrual method of accounting. Further, the instructions of MHRD vide Circular No.29-4/2012-IFD dated 17.4.2015 have been followed in compilation of accounts since F.Y.2018-19

**2. REVENUE RECOGNITION**

2.1 Fees from Students (except Tuition Fees), Sale of Admission Forms and Interest on Savings Bank account are accounted on cash basis. Tuition Fees collected separately for each semester is accounted on accrual basis.

2.2 Income from Land, Buildings and Other Property and Interest on Investments are accounted on accrual basis.

2.3 Interest on interest bearing advances to staff for House Building, Purchase of Vehicles and Computers is accounted on accrual basis every year, though the actual recovery of interest starts after the full repayment of the Principal.

**3. FIXED ASSETS AND DEPRECIATION**

3.1 Fixed assets are stated at cost of acquisition including inward freight, duties and taxes and incidental and direct expenses related to acquisition, installation and commissioning.

3.2 Gifted/Donated assets are valued at the declared value where available; if not available, the value is estimated based on the present market value adjusted with reference to the physical condition of the asset. They are set-up by credit to Capital Fund and merged with the Fixed Assets of the Institution. Depreciation is charged at the rates applicable to the respective assets.

3.3 Books received as gifts, are valued at selling prices printed on the books. Where they are not printed, the value is based on assessment.

3.4 Straight Line Method is adopted for the calculation of depreciation.

3.5 Fixed assets are valued at cost less accumulated depreciation. Depreciation on fixed assets is provided on Straight line method, at the following rates:

**Tangible Assets:**

1. Land	0%
2. Site Development	0%
3. Buildings	2%
4. Roads & Bridges	2%
5. Tube wells & Water Supply	2%
6. Sewage & Drainage	2%
7. Electrical Installation and equipment	5%
8. Plant & Machinery	5%
9. Scientific & Laboratory Equipment	8%
10. Office Equipment	7.5%
11. Audio Visual Equipment	7.5%
12. Computers & Peripherals	20%
13. Furniture, Fixtures & Fittings	7.5%
14. Vehicles	10%
15. Lib. Books & Scientific Journals	10%

**Intangible Assets**

1. E-Journals	40%
2. Computer Software	40%
3. Patents and Copyrights	9 years

3.6 Depreciation is provided for the whole year on additions during the year.

3.7 Where an asset is fully depreciated, it will be carried at a residual value of Rupee 1 in the Balance Sheet and will not be further depreciated. Thereafter, depreciation is calculated on the additions of each year separately at the rate of depreciation applicable for that asset head.

3.8 Assets created out of Earmarked Funds and funds of Sponsored Projects, where the ownership of such assets vests in the Institution, are setup by credit to Capital Fund and merged with the Fixed Assets of the Institution. Depreciation is charged at the rates applicable to the respective assets. Assets created out of Sponsored Project funds, where the ownership is retained by the sponsors but held and used by the Institution are separately disclosed in the Notes on Accounts.

3.9 Assets, the individual value of each of which is Rs. 2000 or less (except Library Books) are treated as Small Value Assets, 100% depreciation is provided in respect of such assets at the time of their acquisition. However physical accounting and control are continued by the holders of such assets.

**4. Intangible Assets:** Patents and copy rights, E Journals and Computer Software are grouped under Intangible Assets.

4.1 Electronic Journals (E-Journals) are separated from Library Books in view of the limited benefit that could be derived from the on-line access provided. E-journals are not in a tangible form, but temporarily capitalized and in view of the magnitude of expenditure and the benefit derived in terms of perpetual knowledge acquired by the Academic and Research Staff; Depreciation is provided in respect of E-journals at a higher rate of 40% as against depreciation of 10% provided in respect of Library Books.

4.2 Expenditure on acquisition of software has been separated from computers and peripherals, as apart from being intangible assets, the rate of obsolescence in respect of these is very high. Depreciation is provided in respect of software at a higher rate of 40% as against depreciation of 20% provided in respect of Computers & Peripherals.

**5. STOCKS:** Expenditure on purchase of chemicals, glassware, publications and other stores is accounted as revenue expenditure, except that the value of closing stocks held on 31<sup>st</sup> March is set up as inventories by reducing the corresponding Revenue Expenditure on the basis of information obtained from Departments. They are valued at cost.

## **6. RETIREMENT BENEFITS**

As the UGC is releasing funds only on the basis of actual payment to be made, no provision has been made for Retirement Benefits. If provision is to be made, a huge amount of about Rs.40.00 crores will be required which will not be given by UGC. The Actual payments of Pension, Gratuity and Leave encashment are debited in the Accounts as expenditure on cash basis. Other retirement benefits viz. Deposit Linked Insurance, Contribution to New Pension Scheme, Medical reimbursement to retired employees and Travel to Home Town on retirement are accounted on accrual basis (actual payments plus outstanding bills at the end of the year).

## **7. INVESTMENTS**

- a. Long term investments are carried at their cost or face value whichever is lower. However any permanent diminution in their value as on the date of the Balance Sheet is provided for.
- b. Short Term investments are carried at their cost or market value (if quoted) whichever is lower.

## **8. Earmarked/Endowment Funds**

Certain long terms funds are earmarked for specific purposes. Each of the funds has a separate bank account. Those with large balances also have investments in Government Securities, Debentures and Bonds and Term Deposits with Banks. The income from investments /advances (House Building Conveyance and computer) on accrued basis and interest on savings Bank Accounts are credited to the respective Funds. The expenditure and advances (in the case of House Building & Conveyance/Computer) are debited to the fund. The assets created out of Earmarked Funds where the ownership Vests in the Institution, are merged with the assets of the Institution by crediting an equal amount to the Capital Fund. The balance in the respective funds is carried forward and is represented on the assets side by the balance at Bank.

### **8.1 CORPUS FUND**

The Corpus Fund is utilized for Capital expenditure based on the guidelines by the University Grants Commission and the Board of Management of the Institute from time to time. The balance in the Corpus Fund which is carried forward is represented by the balance in a separate Bank account, investment of Fixed Deposits with the Bank and Accrued interest on investments.

### **8.2 House Building Advances Fund**

A revolving fund for the purpose of paying interest bearing advances to the officer' & staff for House Building is being operated.

### **8.3 JRF/SRF Fund**

Fund provided by the UGC/Government for the purpose of paying Fellowships to Junior/ Senior Research Fellows.

#### **Rajiv Gandhi National Fellowship Fund**

Fund provided by University Grants Commission for fellowship to SC/ST Students of the University.

### **8.4 Endowment Funds**

Endowments are funds received from various individual donors, Trusts and other organizations, for establishing Chairs and for Medals & Prizes, as specified by the Donors. While each of the Endowment funds has its own investment there is one savings Bank Account for all the Endowment funds. The income from investment of each Endowment Fund is added to the Fund. The interest on Savings Bank is allocated to all the Endowment funds in the ratio of the year end closing balances in each fund. The expenditure on Medals & Prizes is met from the interest earned on investment of the respective Endowment Fund.

## **9 GOVERNMENT AND UGC GRANTS**

9.1 Government Grants and UGC grants are accounted on realization basis. However, where a sanction for release of grant pertaining to the financial year is received before 31st March and the grant is actually received in the next financial year, the grant is accounted on accrual basis and an equal amount is shown as receivable from the Grantor.

9.2 To the extent utilized towards capital expenditure, (on accrual basis) government grants and grants from UGC are transferred to the Capital Fund.

9.3 Government and UGC grants for meeting Revenue Expenditure (on accrual basis) are treated, to the extent utilized, as income of the year in which they are realized.

9.4 Unutilized grants (including advances paid out of such grants) are carried forward and exhibited as a liability in the Balance Sheet.

## **10 SPONSORED PROJECTS**

10.1 In respect of ongoing Sponsored Projects, the amounts received from sponsors are credited to the head "Current Liabilities and Provisions - Current Liabilities - Other Liabilities - Receipts against ongoing sponsored projects." As and when expenditure is incurred /advances are paid against such projects, or the concerned project account is debited with allocated overhead charges, the liability account is debited.

10.2 In addition to the Earmarked Fund for the Junior Research Fellowships funded by the University Grants Commission, Fellowships and Scholarships are also sponsored by various organizations. These are accounted in the same way as Sponsored Projects except that the expenditure generally is only on disbursement of Fellowships and Scholarships, which may include allowances for contingent expenditure by the Fellows and scholars.

10.3 The Institute itself also awards Fellowships and Scholarships, which are accounted as Academic expenses.

## **11 INCOME TAX**

The income of the Institution is exempt from Income Tax under Section 10(23c) of the Income Tax Act. No provision for tax is therefore made in the accounts.



**AVINASHILINGAM INSTITUTE FOR HOME SCIENCE AND HIGHER EDUCATION FOR WOMEN,  
COIMBATORE**

**SCHEDULE: 24**

**CONTINGENT LIABILITIES AND NOTES TO ACCOUNTS**

**1. CONTINGENT LIABILITIES: -NIL-**

**2. CAPITAL COMMITMENTS: -NIL-**

**3. FIXED ASSETS:**

The schedules for fixed assets have been shown as schedule 4.

**4. PATENTS: -NIL-**

**5. DEPOSIT LIABILITIES – NIL-**

**6. EXPENDITURE IN FOREIGN CURRENCY:****Details of Expenses incurred in Foreign Currency for the year 2022-23**

<b>S.No</b>	<b>Name of the Account</b>	<b>A/c No</b>	<b>Purpose</b>	<b>USD</b>	<b>Amount (Rs.)</b>
1	Examination General Fund	474664473	Remuneration	\$6,800	6,20,788
2	Examination Self-Finance	896772512	Remuneration	\$600	55,399
3	Conference , Seminar, Workshop Account	6010310202	Honorarium	\$60	6,320
4	Non Plan PFMS A/c	6753374103	Purchase of Equipment, E Books Journals	\$37,334	30,76,374
<b>TOTAL</b>				<b>\$44,794</b>	<b>37,58,881</b>

**7. CURRENT ASSETS, LOANS, ADVANCES AND DEPOSITS**

In the option of the Management, the current assets, Loans, Advances and Deposits have a value on realization in the ordinary course, equal at least to the aggregate amount shown in the Balance Sheet.

8. The details of balances in Saving Bank Accounts, Current Accounts and Fixed Deposit Accounts with Banks are enclosed at Attachment 'A' to the Schedule of Current Assets.

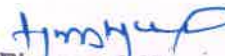
9. Previous year's figures have been regrouped wherever necessary.


10. Figures in the Final accounts have been rounded off to the nearest rupee.

11. Schedules 1 to 24 are annexed to and form an integral part of the Balance Sheet at 31<sup>st</sup> March 2023 and the Income & Expenditure account for the year ended on that date.

12. As the Provident Fund Accounts and the New Pension Scheme Account are owned by the members of those funds and not by the Institution, these accounts were separated from the Institute's Accounts from 2005-06. Receipts & Payments Account, an Income & Expenditure Account (on Accrual basis) and a Balance Sheet of the Provident Fund Accounts as well as the New Pension Scheme for the year have been attached, to the Institute's Accounts. A large portion of the New Pension Scheme funds in respect of employees who have been allotted PRA numbers has been transferred up to the National Securities Depository Limited (NSDL)-Central Record Keeping Agency (CRA). The balance held in New Pension Scheme in the Institution in respect of members will be transferred, once the PRAN numbers are allotted by the Agency.

13. The Tuition fee for SC/ST students has been reimbursed by the Tamil Nadu Government after more than ten years. At present, no tuition fee is collected from the SC/ST students. The amount of exempted tuition fee which is to be reimbursed by the Tamil Nadu Government is shown as receivable in our Balance Sheet.

  
Finance Officer  
Avinashilingam Institute for Home Science  
and Higher Education for Women  
(University Estd. u/s 3 of UGC Act 1956)  
Coimbatore - 641 043.

  
Registrar  
Avinashilingam Institute for Home Science  
and Higher Education for Women  
(University Estd. u/s 3 of UGC Act 1956)  
Coimbatore - 641 043.

**AVINASHILINGAM INSTITUTE FOR HOME SCIENCE AND HIGHER EDUCATION FOR WOMEN  
COIMBATORE -641043, TAMILNADU**

## Schedule No.24 FIXED ASSETS

## Projects

Amount in Rupees

S.No	Particulars	GROSS BLOCK				DEPRECIATION				NET BLOCK	
		Opening Balance	Additions during the year	Deductions during the year	Closing Balance	Depreciation Op.Balance	Depreciation for the year	Deductions / Adjustment	Total Depreciation	2022-23	2021-22
	<b>Tangible Assets</b>										
1	Land	-			-	-			-	-	-
2	Site Development										
3	Buildings	-			-	-			-	-	-
4	Roads & Bridges	-			-	-			-	-	-
5	Tubewells & Water Supply	-			-	-			-	-	-
6	Sewage & Drainage										
7	Electrical Installation and	139,840			139,840	6,992	6,992		13,984	<b>125,856</b>	132,848
8	Plant & Machinery	30,539,581			30,539,581	12,283,392	1,526,979		13,810,371	<b>16,729,210</b>	18,256,189
9	Scientific & Lab Equipments	5,457,845			5,457,845	488,759	436,627		925,386	<b>4,532,459</b>	4,969,086
10	Office Equipment	26,550,398			26,550,398	22,131,958	1,991,280		24,123,238	<b>2,427,160</b>	4,418,440
11	Audio Visual Equipment	675,342			675,342	53,789	50,651		104,440	<b>570,902</b>	621,553
12	Computers & Peripherals	9,730,112	235,098		9,965,210	6,783,459	793,144		7,576,603	<b>2,388,607</b>	2,946,653
13	Furniture, Fixures & Fittings	79,690			79,690	5,977	5,976		11,953	<b>67,737</b>	73,713
14	Vehicles	-			-	-			-	-	-
15	Library Books & Scientific	-			-	-			-	-	-
	<b>Total for Tangible Assets</b>	<b>73,172,808</b>	<b>235,098</b>	<b>-</b>	<b>73,407,906</b>	<b>41,754,326</b>	<b>4,811,649</b>	<b>-</b>	<b>46,565,975</b>	<b>26,841,931</b>	<b>31,418,482</b>
	<b>Intangible Assets</b>										
1	E-Journals	-			-	-			-	-	-
2	Computer Software	595,685	2,442,364		3,038,049	244,274	1,212,220		1,456,494	<b>1,581,555</b>	351,411
3	Patents and Copyrights										
	<b>Total for Intangible Assets</b>	<b>595,685</b>	<b>2,442,364</b>	<b>-</b>	<b>3,038,049</b>	<b>244,274</b>	<b>1,212,220</b>	<b>-</b>	<b>1,456,494</b>	<b>1,581,555</b>	<b>351,411</b>
	<b>Grand Total</b>	<b>73,768,493</b>	<b>2,677,462</b>	<b>-</b>	<b>76,445,955</b>	<b>41,998,600</b>	<b>6,023,869</b>	<b>-</b>	<b>48,022,469</b>	<b>28,423,486</b>	<b>31,769,893</b>

  
Finance Officer

Avinashilingam Institute for Home Science  
and Higher Education for Women  
(University Estd. u/s 3 of UGC Act 1956)  
Coimbatore - 641 043.

  
Registrar

Avinashilingam Institute for Home Science  
and Higher Education for Women  
(University Estd. u/s 3 of UGC Act 1956)  
Coimbatore - 641 043.

