



**Avinashilingam Institute for Home Science and Higher Education for Women**

(Deemed to be University Estd. u/s 3 of UGC Act 1956, Category A by MHRD)

Re-accredited with A++ Grade by NAAC. CGPA 3.65/4, Category I by UGC

Coimbatore - 641 043, Tamil Nadu, India

# **Consolidated Financial Statement of Accounts**

## **for the FY 2022-23**



**Avinashilingam Institute for Home Science And Higher Education For  
Women, Coimbatore-641043**

**Annual Accounts FY 2022-23**

**Index**

<b>Sch. No.</b>	<b>Particulars</b>	<b>Page No.</b>
	<b>C&amp;AG Audit Report</b>	-
	<b>Annual Accounts</b>	
	<b>Consolidated Balance Sheet</b>	<b>1</b>
	<b>Income and Expenditure Account- Non Plan</b>	<b>2</b>
	<b>Consolidated Income and Expenditure Account-</b>	<b>3</b>
<b>1</b>	<b>Corpus/Capital Fund</b>	<b>4</b>
<b>2</b>	<b>Designated/Earmarked/Endowment Funds</b>	<b>5</b>
<b>2</b>	<b>Details for Sch -2 - Designated Fund</b>	<b>6</b>
<b>2-a</b>	<b>Endowment Funds</b>	<b>7-11</b>
<b>3</b>	<b>Current Liabilities &amp; Provisions</b>	<b>12</b>
<b>3 (a)</b>	<b>Sponsored Project</b>	<b>13-16</b>
<b>3 (b)</b>	<b>Sponsored Fellowships and Scholarships</b>	<b>17</b>
<b>4</b>	<b>Fixed Assets</b>	<b>18-22</b>
<b>5</b>	<b>Investments</b>	<b>23</b>
<b>5</b>	<b>Details for Investment</b>	<b>24-29</b>
<b>6</b>	<b>Investments – Others</b>	<b>23</b>
<b>7</b>	<b>Current Assets</b>	<b>30</b>
<b>7(a)</b>	<b>Bank Balances –Annexure (Details)</b>	<b>31-33</b>
<b>8</b>	<b>Loans, Advances &amp; Deposits</b>	<b>34</b>
<b>8-(a)</b>	<b>Loans, Advances &amp; Deposits – Designated Funds</b>	<b>35</b>

<b>Sch. No.</b>	<b>Particulars</b>	<b>Page No.</b>
<b>9</b>	<b>Academic Receipts – Plan &amp; Non-Plan</b>	<b>36</b>
	<b>Other Accounts</b>	<b>45</b>
	<b>Designated Funds</b>	<b>51</b>
<b>10</b>	<b>Grants/Subsidies- Plan &amp; Non Plan</b>	<b>37</b>
<b>11</b>	<b>Income from Investments– Plan &amp; Non-Plan</b>	<b>38</b>
	<b>Other Accounts</b>	<b>45</b>
	<b>Designated Funds</b>	<b>52</b>
<b>12</b>	<b>Interest Earned – Plan &amp; Non-Plan</b>	<b>38</b>
	<b>Other Accounts</b>	<b>46</b>
	<b>Designated Funds</b>	<b>52</b>
<b>13</b>	<b>Other Income– Plan &amp; Non-Plan</b>	<b>39</b>
	<b>Other Accounts</b>	<b>46</b>
	<b>Designated Funds</b>	<b>52</b>
<b>14</b>	<b>Prior Period Income – Plan &amp; Non-Plan</b>	<b>40</b>
	<b>Other Accounts</b>	<b>46</b>
	<b>Designated Funds</b>	<b>53</b>
<b>15</b>	<b>Staff Payments &amp; Benefits (Establishment Expenses) –</b>	<b>40</b>
	<b>Plan &amp; Non-Plan</b>	<b>47</b>
	<b>Other Accounts</b>	<b>53</b>
	<b>Designated Funds</b>	
<b>16</b>	<b>Academic Expenses– Plan &amp; Non-Plan</b>	<b>41</b>
	<b>Other Accounts</b>	<b>47</b>
	<b>Designated Funds</b>	<b>54</b>
<b>17</b>	<b>Administrative and General Expenses– Plan &amp; Non-Plan</b>	<b>42</b>
	<b>Other Accounts</b>	<b>48</b>
	<b>Designated Funds</b>	<b>55</b>
<b>18</b>	<b>Transportation Expenses– Plan &amp; Non-Plan</b>	<b>43</b>
	<b>Other Accounts</b>	<b>49</b>
	<b>Designated Funds</b>	<b>56</b>
<b>19</b>	<b>Repair &amp; Maintenance– Plan &amp; Non-Plan</b>	<b>43</b>
	<b>Other Accounts</b>	<b>49</b>
	<b>Designated Funds</b>	<b>56</b>

<b>Sch. No.</b>	<b>Particulars</b>	
<b>20</b>	<b>Finance Cost– Plan &amp; Non-Plan</b>	<b>44</b>
	<b>Other Accounts</b>	<b>49</b>
	<b>Designated Funds</b>	<b>57</b>
<b>21</b>	<b>Other Expenses– Plan &amp; Non-Plan</b>	<b>44</b>
	<b>Other Accounts</b>	<b>50</b>
	<b>Designated Funds</b>	<b>57</b>
<b>22</b>	<b>Prior Period Expenses– Plan &amp; Non-Plan</b>	<b>44</b>
	<b>Other Accounts</b>	<b>50</b>
	<b>Designated Funds</b>	<b>57</b>
	<b>Balance sheet – Designated</b>	<b>58</b>
	<b>Income and Expenditure – Designated</b>	<b>59</b>
	<b>Balance sheet – Self Finance</b>	<b>60</b>
	<b>Income and Expenditure – Self Finance</b>	<b>61-62</b>
	<b>Balance sheet – Engineering</b>	<b>63</b>
	<b>Income and Expenditure – Engineering</b>	<b>64-66</b>
	<b>Consolidated Receipts &amp; Payment Accounts</b>	<b>67-68</b>
	<b>GPF- Balance sheet &amp; Income / Expenditure Account</b>	<b>69</b>
	<b>New Pension Scheme – Balance sheet &amp; Income / Expenditure Account</b>	<b>70</b>
<b>23</b>	<b>Significant Accounting Policies</b>	<b>71-76</b>
<b>24</b>	<b>Contingent Liabilities and Notes to Accounts</b>	<b>77-79</b>
<b>4</b>	<b>Fixed Assets - Projects</b>	<b>80</b>



**AVINASHILINGAM INSTITUTE FOR HOME SCIENCE AND HIGHER EDUCATION FOR WOMEN**  
**COIMBATORE - 641043, TAMILNADU**  
**CONSOLIDATED BALANCE SHEET AS AT 31.03.2023**

Particulars	Sch.	Non-Plan	Corpus Fund	General Fund	Endowment	Desig. Fund	Projects	Scholarship	Self Finance	Engineering	2022-23	2021-22
<b>SOURCES OF FUNDS</b>												
Corpus / Capital Fund	1	16,22,12,508									16,22,12,508	17,25,50,681
Designated/Earmarked Funds	2		3,44,07,009	10,36,61,445	3,67,92,112	21,24,38,595			40,62,62,261	74,87,96,804	1,54,23,58,225	1,42,36,40,667
Current Liabilities & Provisions	3	19,47,57,202					3,02,08,721	8,76,527			22,58,42,450	35,79,59,156
<b>TOTAL</b>		<b>35,69,69,710</b>	<b>3,44,07,009</b>	<b>10,36,61,445</b>	<b>3,67,92,112</b>	<b>21,24,38,595</b>	<b>3,02,08,721</b>	<b>8,76,527</b>	<b>40,62,62,261</b>	<b>74,87,96,804</b>	<b>1,93,04,13,183</b>	<b>1,95,41,50,504</b>
<b>APPLICATION OF FUNDS</b>												
<b>Fixed Assets:</b>	4											
-Tangible Assets		14,62,90,091		3,08,54,850					22,76,09,039	23,79,76,104	64,27,30,084	62,08,61,865
-Intangible Assets		57,69,250								14,20,032	71,89,282	39,90,070
-Capital Work-In-Progress												
<b>Investments From Earmarked/Endowment Funds</b>												
-Long Term												
-Short term	5		2,47,83,073	2,85,12,020	3,41,00,795	7,66,56,644	32,69,299		10,47,22,171	41,43,93,181	68,64,37,183	46,75,50,108
<b>Investments - Others</b>	6											
<b>Current Assets</b>	7	7,63,55,530	2,51,603	13,58,869	21,30,398	4,36,01,808	1,86,27,823	8,76,527	4,51,83,581	1,38,90,684	20,22,76,823	53,15,42,042
<b>Loans, Advances &amp; Deposits</b>	8	12,85,54,839	93,72,333	4,29,35,706	5,60,919	9,21,80,143	83,11,599		2,87,47,469	8,11,16,803	39,17,79,810	33,02,06,419
<b>TOTAL</b>		<b>35,69,69,710</b>	<b>3,44,07,009</b>	<b>10,36,61,445</b>	<b>3,67,92,112</b>	<b>21,24,38,595</b>	<b>3,02,08,721</b>	<b>8,76,527</b>	<b>40,62,62,260</b>	<b>74,87,96,804</b>	<b>1,93,04,13,182</b>	<b>1,95,41,50,504</b>

  
**Finance Officer**

**Avinashilingam Institute for Home Science  
and Higher Education for Women  
(University Estd. u/s 3 of UGC Act 1956)  
Coimbatore - 641 043.**

  
**Registrar**

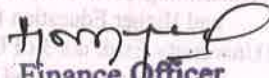
**Avinashilingam Institute for Home Science  
and Higher Education for Women  
(University Estd. u/s 3 of UGC Act 1956)  
Coimbatore - 641 043.**

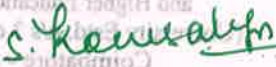
**AVINASHILINGAM INSTITUTE FOR HOME SCIENCE AND HIGHER EDUCATION FOR WOMEN  
COIMBATORE -641043. TAMILNADU**

**INCOME AND EXPENDITURE ACCOUNT FOR THE YEAR ENDED 31.03.2023**

**Non-Plan- Maintenance Grant Account**

Particulars	Sch.	Non Plan 2022-23	Non Plan 2021-22
<b>INCOME:</b>			
Academic Receipts	9	6,46,60,448	5,58,27,350
Grants / Subsidies	10	68,30,57,962	73,46,92,055
Income from Investments	11	-	-
Interest Earned	12	23,31,424	14,49,374
Other Income	13	1,01,74,845	1,54,10,908
Prior Period Income	14	-	-
<b>Total (A)</b>		<b>76,02,24,679</b>	<b>80,73,79,687</b>
<b>EXPENDITURE:</b>			
Staff Payments & Benefits (Establishment expenses)	15	68,30,57,962	73,46,92,055
Academic Expenses	16	3,16,71,062	1,31,41,298
Administrative and General Expenses	17	2,05,65,263	1,83,16,466
Transportation Expenses	18	6,54,189	1,62,443
Repairs & Maintenance	19	1,39,99,916	2,47,34,073
Finance Costs	20	10,287	2,047
Depreciation	4	2,06,04,173	2,50,01,597
Other Expenses	21	-	-
Prior Period Expenses	22	-	13,07,058
<b>Total (B)</b>		<b>77,05,62,852</b>	<b>81,73,57,037</b>
<b>Balance being excess of Income over Expenditure (A-B)</b>		<b>(1,03,38,173)</b>	<b>(99,77,350)</b>
Being the excess of Income over Expenditure			
<b>Total</b>		<b>76,02,24,679</b>	<b>80,73,79,687</b>

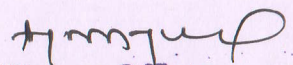
  
**Finance Officer**  
 Avinashilingam Institute for Home Science  
 and Higher Education for Women  
 (University Estd. u/s 3 of UGC Act 1956)  
 Coimbatore - 641 043.

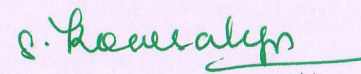
  
**Registrar**  
 Avinashilingam Institute for Home Science  
 and Higher Education for Women  
 (University Estd. u/s 3 of UGC Act 1956)  
 Coimbatore - 641 043.



AVINASHILINGAM INSTITUTE FOR HOME SCIENCE AND HIGHER EDUCATION FOR WOMEN  
COIMBATORE -641043. TAMILNADU  
CONSOLIDATED INCOME AND EXPENDITURE ACCOUNT FOR THE YEAR ENDED 31.03.2023

PARTICULARS	Sch.	Non-Plan	Corpus Fund	General Fund	Desig. Fund	Self Finance	Engineering	2022-23	2021-22
<b>INCOME</b>									
Academic Receipts	9	6,46,60,448	-	-	8,24,79,864	13,29,39,440	4,53,32,278	32,54,12,030	27,99,59,962
Grants / Subsidies	10	68,30,57,962						68,30,57,962	73,46,92,055
Income from Investments	11	-	15,37,183	4,95,199	20,61,059	54,14,390	2,27,56,087	3,22,63,918	2,60,41,085
Interest Earned	12	23,31,424	35,009	1,24,078	27,66,541	16,00,169	11,97,498	80,54,719	1,05,80,160
Other Income	13	1,01,74,845	76,09,031	4,18,92,371	43,65,607	65,10,843	12,94,262	7,18,46,959	2,14,54,066
Prior Period Income	14	-	-	-	-	-	-	-	-
<b>TOTAL</b>		<b>76,02,24,679</b>	<b>91,81,223</b>	<b>4,25,11,648</b>	<b>9,16,73,071</b>	<b>14,64,64,842</b>	<b>7,05,80,125</b>	<b>1,12,06,35,588</b>	<b>1,07,27,27,328</b>
<b>EXPENDITURE</b>									
Staff Payments & Benefits (Establishment expenses)	15	68,30,57,962	-	-	3,24,61,042	3,59,36,805	4,30,13,464	79,44,69,273	82,94,42,052
Academic Expenses	16	3,16,71,062	-	-	57,46,232	1,23,12,304	29,44,346	5,26,73,944	2,10,90,879
Administrative and General Expense	17	2,05,65,263	-	-	4,99,09,484	96,93,158	78,13,377	8,79,81,282	3,84,98,335
Transportation Expenses	18	6,54,189	-	-	-	94,871	17,501	7,66,561	2,37,165
Repairs & Maintenance	19	1,39,99,916	-	7,63,211	7,43,490	97,91,639	1,49,93,971	4,02,92,227	5,95,09,090
Finance Costs	20	10,287	-	147	8,370	12,179	-	30,983	2,979
Depreciation	4	2,06,04,173	-	9,69,759	-	75,95,417	1,75,99,917	4,67,69,266	6,87,76,209
Other Expenses	21		-	-	7,08,353	10,65,483	-	17,73,836	4,06,120
Prior Period Expenses	22		-	-	-	-	-	-	-
<b>Total Expenditure</b>		<b>77,05,62,852</b>	<b>-</b>	<b>17,33,117</b>	<b>8,95,76,971</b>	<b>7,65,01,856</b>	<b>8,63,82,576</b>	<b>1,02,47,57,372</b>	<b>1,01,79,62,829</b>
Balance being excess of Income over Expenditure		(1,03,38,173)	91,81,223	4,07,78,531	20,96,100	6,99,62,986	(1,58,02,451)	9,58,78,216	5,47,64,499
<b>TOTAL</b>		<b>76,02,24,679</b>	<b>91,81,223</b>	<b>4,25,11,648</b>	<b>9,16,73,071</b>	<b>14,64,64,842</b>	<b>7,05,80,125</b>	<b>1,12,06,35,588</b>	<b>1,07,27,27,328</b>

  
**Finance Officer**  
Avinashilingam Institute for Home Science  
and Higher Education for Women  
(University Estd. u/s 3 of UGC Act 1956)  
Coimbatore - 641 043.

  
**Registrar**  
Avinashilingam Institute for Home Science  
and Higher Education for Women  
(University Estd. u/s 3 of UGC Act 1956)  
Coimbatore - 641 043.

**SCHEDULE 1- CORPUS / CAPITAL FUND****(Amount in Rs.)**

<b>Particulars</b>		<b>Non-Plan</b>	<b>2022-23</b>	<b>2021-22</b>
	<b>Balance at the beginning of</b>	17,25,50,681	<b>17,25,50,681</b>	18,25,28,031
Add:	Contribution towards Corpus/Capital Fund		-	
Add:	Grants from UGC, Government of India and State Government to the Extent Utilized for Capital	-	-	-
Add:	Assets Purchased out of Earmarked Fund		-	
Add:	Assets Purchased out of Sponsored Project where ownership vests in the		-	
Add:	Assets Donated / Gift Received		-	
Add:	Transferred from X and XI Plan accounts		-	
Add:	Excess of Income over Expenditure Transferred from the Income & Expenditure	(1,03,38,173)	<b>(1,03,38,173)</b>	(99,77,350)
	<b>Total</b>	<b>16,22,12,508</b>	<b>16,22,12,508</b>	<b>17,25,50,681</b>
	Deduct Deficit transferred from the Income & Expenditure		-	
	Balance at the year end	<b>16,22,12,508</b>	<b>16,22,12,508</b>	<b>17,25,50,681</b>

**SCHEDULE 2 - DESIGNATED / EARMARKED / ENDOWMENT FUNDS****Fund wise Breakup****(Amount in Rs.)**

	Particulars	Corpus Fund	General Fund	Endowment Fund	Designated	Self Finance	Engg.	2022-23	2021-22
A.	<b>Opening Balance</b>	2,52,25,786	6,31,10,461	3,41,51,033	19,30,29,441	35,34,79,143	75,46,44,803	<b>1,42,36,40,667</b>	1,20,44,54,021
	Additions during the year			11,94,850	-			<b>11,94,850</b>	14,06,001
	Assets Purchased out of	-	-	-	-	4,68,75,951	98,12,301	<b>5,66,88,252</b>	1,18,66,382
	Academic Receipts	-	-	-	8,24,79,864	13,29,39,440	4,53,32,278	<b>26,07,51,582</b>	22,41,32,612
	Income from Investments made of the Funds	15,37,183	4,95,199	27,50,261	20,61,059	54,14,390	2,27,56,087	<b>3,50,14,179</b>	2,87,39,575
	Interest on Savings Bank A/c	35,009	1,24,078	-	27,66,541	16,00,169	11,97,498	<b>57,23,295</b>	91,30,786
	Other Income	76,09,031	4,18,92,371	-	43,65,607	65,10,843	12,94,262	<b>6,16,72,114</b>	60,43,158
	Refunded to UGC				-	17,57,032		<b>17,57,032</b>	
	Deposits from students				-	24,14,124	1,66,300	<b>30,17,974</b>	2,76,27,411
	Refunded to UGC							<b>-</b>	
	EMD		37,000			31,800		<b>5,200</b>	37,000
	Inter Unit account payable				2,13,17,006	-	2,03,99,420	<b>75,84,396</b>	9,24,34,969
	Other Payables					-	24,985	<b>48,895</b>	1,02,322
	Net Salary Payable				8,39,620	9,38,675	4,73,544	<b>22,51,839</b>	78,27,823
	Outstanding Expenses			7,18,727	2,76,771	-	20,462	<b>13,76,790</b>	7,78,194
	Security Deposits	-	1,59,882	-	4,10,656	22,77,344	4,96,197	<b>12,10,609</b>	45,89,621
	Statutory Liabilities	-	30,665	-	17,492	2,55,985	58,257	<b>2,66,085</b>	9,78,599
	Sundry Creditors				-	5,21,039	-	<b>27,18,200</b>	13,61,453
	<b>Total (A)</b>	<b>3,44,07,009</b>	<b>10,53,94,562</b>	<b>3,88,14,871</b>	<b>30,20,15,566</b>	<b>52,96,40,068</b>	<b>84,49,91,681</b>	<b>1,85,52,63,757</b>	<b>1,62,15,09,927</b>
B.	<b>Utilisation/Expenditure towards objectives of Funds</b>								
	i) Capital Expenditure		-		-	4,68,75,951	98,12,301	<b>5,66,88,252</b>	1,18,66,382
	ii) Revenue Expenditure		17,33,117	20,22,759	8,95,76,971	7,65,01,856	8,63,82,576	<b>25,62,17,279</b>	18,60,02,878
	<b>Total (B)</b>	<b>-</b>	<b>17,33,117</b>	<b>20,22,759</b>	<b>8,95,76,971</b>	<b>12,33,77,807</b>	<b>9,61,94,877</b>	<b>31,29,05,531</b>	<b>19,78,69,260</b>
	<b>Closing balance at the year end</b>	<b>3,44,07,009</b>	<b>10,36,61,445</b>	<b>3,67,92,112</b>	<b>21,24,38,595</b>	<b>40,62,62,261</b>	<b>74,87,96,804</b>	<b>1,54,23,58,225</b>	<b>1,42,36,40,667</b>
	<b>Represented by</b>								
	Bank Balances	2,51,603	13,58,869	21,30,398	4,36,01,808	4,51,83,581	1,38,90,684	<b>10,64,16,943</b>	31,91,81,364
	Deposits		4,93,930		20,000	20,28,100	72,55,377	<b>97,97,407</b>	77,45,807
	Fixed Assets		3,08,54,850		-	22,76,09,040	23,93,96,136	<b>49,78,60,026</b>	46,73,15,743
	Inter Unit account Receivable	73,98,329	4,18,92,371		8,99,98,404	80,91,977	2,50,14,588	<b>17,23,95,669</b>	8,49,22,581
	Interest Accrued	18,19,401	5,43,916	4,11,655	15,55,064	37,83,036	1,32,84,305	<b>2,13,97,377</b>	1,77,28,534
	Investments	2,47,83,073	2,85,12,020	3,41,00,795	7,66,56,644	10,47,22,171	41,43,93,181	<b>68,31,67,884</b>	46,44,72,913
	LIC annuity Investment				-		3,17,00,000	<b>3,17,00,000</b>	2,04,380
	Loans and Advances				3,11,872	34,79,577	2,15,198	<b>40,06,647</b>	3,21,55,832
	TCS Receivable					59,406		<b>59,406</b>	14,703
	TDS Receivable	1,54,603	5,489	1,49,264	2,94,803	8,41,958	25,70,235	<b>40,16,352</b>	33,98,089
	Tuition Fee Receivable from					1,04,63,415	10,77,100	<b>1,15,40,515</b>	2,55,54,960
	Prepaid Expenses							<b>-</b>	9,45,761
	<b>Total</b>	<b>3,44,07,009</b>	<b>10,36,61,445</b>	<b>3,67,92,112</b>	<b>21,24,38,595</b>	<b>40,62,62,261</b>	<b>74,87,96,804</b>	<b>1,54,23,58,226</b>	<b>1,42,36,40,667</b>

SCHEDULE 2 -DETAILS FOR DESIGNATED FUNDS											
Particulars	Fund wise Breakup									Amount in Rupees	
	HBA	Avi. Free Working Lunch	Alumni Fee account	R & C	Exam-Gen Fund	Students Deposit Account	Students Fund Account	Deposits & Advances	Online Account	2022-23	2021-22
	Total										
A. <b>Opening Balance</b>	<b>17,01,682</b>	-	-	<b>2,04,67,634</b>	<b>6,87,66,199</b>			<b>10,10,35,044</b>	<b>10,58,882</b>	<b>19,30,29,441</b>	<b>12,55,60,309</b>
Additions during the year										-	-
Assets Purchased from earmarked										-	-
Income transferred to other accounts				30,29,471	-	2,05,472	4,53,75,360	-	6,74,840	<b>4,92,85,143</b>	2,95,70,040
Academic Receipts	-	-	-	20,69,365	-	-	8,04,08,749	1,750	-	<b>8,24,79,864</b>	6,28,72,188
Income from Investments made of the	16,661	3,164	-	12,72,962	-	-	3,02,495	4,65,777	-	<b>20,61,059</b>	14,58,566
Interest on Savings Bank A/c	38,689	1,883	21,189	69,455	-	2,05,472	6,16,692	11,69,855	6,43,306	<b>27,66,541</b>	13,72,493
Other Income	-	10,89,157	17,78,401	11,19,452	-	-	54	3,47,009	31,534	<b>43,65,607</b>	25,39,196
Refunded to UGC	-17,57,032									-	<b>17,57,032</b>
										-	
Deposits from students		-	-	-	-	1,20,50,450	24,825	1,44,89,399	-	<b>24,14,124</b>	1,45,34,143
EMD		-	-	-	-	-	-	-	-	-	-
Inter Unit account payable		-	-	8,33,412	1,35,69,968	2,60,412	6,36,67,946	2,78,23,930	3,84,042	<b>2,13,17,006</b>	4,67,52,255
Net Salary Payable		-	-	6,250	1,58,863	-	23,51,434	16,76,927	-	<b>8,39,620</b>	24,01,635
Outstanding expenses		-	-	-	47,051	-	23,822	3,00,000	-	<b>2,76,771</b>	5,30,880
Security Deposits		-	-	-	5,399	-	-	4,05,257	-	<b>4,10,656</b>	25,82,942
Statutory Liabilities		4,914	-	6,432	15,217	-	2,29,653	2,43,274	-	<b>17,492</b>	2,92,967
Sundry Creditors		-	-	-	4,92,406	-	267	28,900	-	<b>5,21,039</b>	5,58,719
<b>Total (A)</b>	<b>-</b>	<b>10,99,118</b>	<b>17,99,590</b>	<b>2,11,48,667</b>	<b>5,47,95,021</b>	<b>1,23,10,862</b>	<b>10,22,50,577</b>	<b>5,86,51,748</b>	<b>6,74,840</b>	<b>25,27,30,423</b>	<b>23,18,86,253</b>
B <b>Utilisation/Expenditure towards</b>										-	-
i) Capital Expenditure										-	-
ii) Revenue Expenditure	-	6,71,250	1,83,544	45,31,234	-	2,05,472	8,13,27,990	19,82,641	6,74,840	<b>8,95,76,971</b>	3,88,56,812
<b>Total (B)</b>	<b>-</b>	<b>6,71,250</b>	<b>1,83,544</b>	<b>45,31,234</b>	<b>-</b>	<b>2,05,472</b>	<b>8,13,27,990</b>	<b>19,82,641</b>	<b>6,74,840</b>	<b>8,95,76,971</b>	<b>3,88,56,812</b>
<b>Closing balance at the year end (A-B)</b>	<b>-</b>	<b>4,27,868</b>	<b>16,16,046</b>	<b>1,66,17,433</b>	<b>5,47,95,021</b>	<b>1,21,05,390</b>	<b>2,09,22,587</b>	<b>5,66,69,107</b>	<b>0</b>	<b>16,31,53,452</b>	<b>19,30,29,441</b>
<b>Represented by</b>										-	-
Bank Balances	-	1,74,704	10,22,596	13,18,703	66,83,929	1,03,81,862	80,64,292	1,52,80,882	6,74,840	<b>4,36,01,808</b>	15,77,85,299
Deposits	-	-	-	-	2,000	-	-	18,000	-	<b>20,000</b>	2,000
Fixed Assets	-	-	-	-	-	-	-	-	-	-	-
Inter unit account receivable	-	-	5,93,450	1,68,125	4,81,01,092	19,29,000	77,52,160	3,14,54,577	-	<b>8,99,98,404</b>	71,88,307
Interest accrued	-	3,164	-	8,50,871	-	-	3,02,495	3,98,534	-	<b>15,55,064</b>	25,92,222
Investments	-	2,50,000	-	1,71,11,644	-	-	5,00,00,000	92,95,000	-	<b>7,66,56,644</b>	2,42,95,067
LIC Annuity Investment	-	-	-	-	-	-	-	-	-	-	-
Loans and Advances	-	-	-	2,000	8,000	-	1,79,000	1,22,872	-	<b>3,11,872</b>	5,03,826
TDS Receivable	-	-	-	1,95,561	-	-	-	99,242	-	<b>2,94,803</b>	6,62,720
<b>Total for Assets</b>	<b>-</b>	<b>4,27,868</b>	<b>16,16,046</b>	<b>1,96,46,904</b>	<b>5,47,95,021</b>	<b>1,23,10,862</b>	<b>6,62,97,947</b>	<b>5,66,69,107</b>	<b>6,74,840</b>	<b>21,24,38,595</b>	<b>19,30,29,441</b>

**SCHEDULE 2A  
ENDOWMENT FUNDS**

S.No.	Name of the Endowment	Opening Balances		Additions during the year 2022-2023		Total		Expenditure on the object during the year 2022-2023	Closing Balance 31.03.2023		Total
		Endowment	Accumulated interest	Endow-ment	Interest	Endowment	Accu. Interest		Endow-ment	Accu. Interest	
1	2	3	4	5	6	7	8	9	10	11	12(10+11)
1	Sri Avinashilingam Education Trust Account	1,65,27,963	-	90,000	13,31,083	1,66,17,963	13,31,083	13,30,930	1,66,17,963	152	<b>1,66,18,115</b>
2	Shri. T.S.Dhandapani Chettiar Endowment	2,00,000	60,256		20,960	2,00,000	81,216	5,762	2,00,000	75,454	<b>2,75,454</b>
3	Shri. T.S. Thirugnanasambandan Endowment	2,00,000	60,256		20,960	2,00,000	81,216	5,762	2,00,000	75,454	<b>2,75,454</b>
4	Shri.S.Krishnamoorthy, Chennai Edowment	2,00,000	60,256		20,960	2,00,000	81,216	5,762	2,00,000	75,454	<b>2,75,454</b>
5	Dr. Rajammal P. Devadas Endowment Lecture-Dr.Francile M.Firebaugh	50,000	21,988		5,798	50,000	27,786	6,692	50,000	21,094	<b>71,094</b>
6	Arutselvar Dr. N. Mahalingam Muthuvizha Endowment	12,75,000	4,99,436		1,42,905	12,75,000	6,42,341	24,924	12,75,000	6,17,417	<b>18,92,417</b>
7	Tiruppur Rathinaswamy Samiammal Endowment - Dr.V.C.Kulandaisamy and Dr.K.Soundaravalli	4,00,000	63,488		37,327	4,00,000	1,00,815		4,00,000	1,00,815	<b>5,00,815</b>
8	Dr. Rajammal P., Devadas Empowerment Lecture-Mrs.Revathy Balakrishnan	2,00,000	77,862		22,378	2,00,000	1,00,240	5,762	2,00,000	94,478	<b>2,94,478</b>
9	Tmt. Dhanalakshmi Amma Endowment -Dr.S.Ramasamy	50,000	1,807		4,172	50,000	5,979	5,762	50,000	217	<b>50,217</b>
10	Sri Ramasamy Naidu (Suguna group) Endowment	2,00,000	79,306		22,494	2,00,000	1,01,800		2,00,000	1,01,800	<b>3,01,800</b>
11	Dr. S. Sithalakshmi Endowment - NSS by Dr. C. Velmayil	10,000	4,397		1,159	10,000	5,556		10,000	5,556	<b>15,556</b>
12	Dr. S. Sithalakshmi best M.Sc. Extn. Student award	50,000	21,988		5,798	50,000	27,786		50,000	27,786	<b>77,786</b>
13	DR.S.Seethalaxmi -NSS award -Dr.C.Velmayil	20,000	8,796		2,319	20,000	11,115		20,000	11,115	<b>31,115</b>
14	B.Ed. Proficiency practical medal -Dr.C.Meera	20,000	8,796		2,319	20,000	11,115		20,000	11,115	<b>31,115</b>
15	Sri P. Somasundaram & V. Sivanandham Scholarship -Dr.Shyamala	25,000	9,188	75,000	2,753	1,00,000	11,941	954	1,00,000	10,987	<b>1,10,987</b>
16	Sri P. S. Chinnaswamy Samiyammal Endowment -Dr.C.Velmayil	1,50,000	34,430		14,853	1,50,000	49,283	17,287	1,50,000	31,996	<b>1,81,996</b>
17	Sri P. S. Chinnasamy Gounder Memorial Endowment Scholarship-Dr.C.Velmayil	1,00,000	24,800		10,051	1,00,000	34,851	5,762	1,00,000	29,089	<b>1,29,089</b>
18	Sri P. S. Chinnasamy Gounder Memorial Endowment Scholarship-Dr.C.Velmayil	50,000	4,204		4,365	50,000	8,569	5,762	50,000	2,807	<b>52,807</b>
19	Dr. Rajammal P., Devadas Empowerment Scholarship -Dr.Nirmala K.Murthy	50,000	7,573		4,637	50,000	12,210	5,762	50,000	6,448	<b>56,448</b>
20	Periasamy Manonmani Scholarship to Higher mark students-Dr.P.Parvathy	50,000	21,988		5,798	50,000	27,786		50,000	27,786	<b>77,786</b>
21	Muktha Bhatji Scholarship for MA (Economics) -Dr.Saraswathi Bahtji	4,00,000	1,58,612		44,988	4,00,000	2,03,600		4,00,000	2,03,600	<b>6,03,600</b>

S.No.	Name of the Endowment	Opening Balances		Additions during the year 2022-2023		Total		Expenditure on the object during the year 2022-2023	Closing Balance 31.03.2023		Total
		Endowment	Accumulated interest	Endow-ment	Interest	Endowment	Accu. Interest		Endow-ment	Accu. Interest	
1	2	3	4	5	6	7	8	9	10	11	12(10+11)
22	L.K.Subhaiah Gounder & Tmt. Valliammal Scholarship for PG ID&R Mgt -Dr.Sathiavathi Murthi	50,000	18,509		5,517	50,000	24,026	5,763	50,000	18,263	68,263
23	Dr.G.Krishnabai Scholarship for poor students in B.Sc Textils	1,00,000	30,128		10,480	1,00,000	40,608	5,762	1,00,000	34,846	1,34,846
24	Shri.T.K.Shanmuganadam Scholarship in Home Science- K.S.Vijaykayan and S.Premalatha	1,00,000	30,695		10,526	1,00,000	41,221	5,762	1,00,000	35,459	1,35,459
25	Dr.C.Madhavan Scholarship for poor students in M.A. Economics -	25,000	10,995		2,899	25,000	13,894		25,000	13,894	38,894
26	Dr. Rajammal P., Devadas Empowerment Lecture -Dr.Revathy Balakrishnan & Mary Rhodes	3,00,000	1,04,135		32,547	3,00,000	1,36,682	5,762	3,00,000	1,30,920	4,30,920
27	Dr.Jim Min Kim Scholarship for PG students, Dept of Bio chemistry, Bio Techonolgy & informatics -	1,00,000	39,653		11,247	1,00,000	50,900	1,087	1,00,000	49,813	1,49,813
28	Dr.C.Yegammai Scholarship for outstanding Research Scholar from the FSN each year a monthly scholarship of Rs.1000/-	2,00,000	79,306		22,494	2,00,000	1,01,800	5,763	2,00,000	96,037	2,96,037
29	Dr. Rajammal P. Devadas Empowerment Lecture -Dr.Radhika Vikram	50,000	600		4,075	50,000	4,675	4,675	50,000	0	50,000
30	Dr.Lakshmi Arunachalam to a deserving Ph.D student in FSN towards Research work -Dr.U.K.Lakshmi	50,000	13,922		5,148	50,000	19,070	5,762	50,000	13,308	63,308
31	Dr. S. Sithalakshmi Endowment fund benefiting the II PG students- Dr.R.Alamelu	20,000	8,796		2,319	20,000	11,115		20,000	11,115	31,115
32	Dr. Rajammal P. Devadas Women's Empowerment Scholarship- Mr.Siddarth V.Swaminathan	25,000	10,995		2,899	25,000	13,894	5,762	25,000	8,132	33,132
33	T.S.Shanmuga Sundram Tirupur-Dr.Gowri Ramakrishnan Scholarship for needy student of PWD category student	1,00,000	43,977		11,595	1,00,000	55,572	5,763	1,00,000	49,809	1,49,809
34	Alumini Association, North America Chapter	3,05,000	84,952		31,405	3,05,000	1,16,357	5,762	3,05,000	1,10,595	4,15,595
35	Amma Gold Medal -CA Stores	20,000	6,990		2,174	20,000	9,164	954	20,000	8,210	28,210
36	Idayam Rajendran Medal - General	35,000	13,586		3,913	35,000	17,499	954	35,000	16,545	51,545
37	Nalliappan Janaki Ammal Medal - General-Mrs.N.Thangam	10,000	2,591		1,014	10,000	3,605	954	10,000	2,651	12,651
38	Thiru Valargai Maruthasalam, Periyannan Endowment - Dr.K.M.Ramathal	25,000	9,188		2,753	25,000	11,941	954	25,000	10,987	35,987
39	Mrs.Subha Rehabilitation Medal -Sri.R.G.Michael	1,00,000	38,557		11,159	1,00,000	49,716	2,862	1,00,000	46,854	1,46,854
40	Narayanan Ramawarrier Medal-Dr.Usha Chandresekar	20,000	6,990		2,174	20,000	9,164	954	20,000	8,210	28,210

S.No.	Name of the Endowment	Opening Balances		Additions during the year 2022-2023		Total		Expenditure on the object during the year 2022-2023	Closing Balance 31.03.2023		Total
		Endowment	Accumulated interest	Endow-ment	Interest	Endowment	Accu. Interest		Endow-ment	Accu. Interest	
1	2	3	4	5	6	7	8	9	10	11	12(10+11)
41	Advocate Hyder & Family Endowment Medal	30,000	13,192		3,479	30,000	16,671		30,000	16,671	46,671
42	Dr.Rajammal Devadoss Medal -Ramathilagam	20,000	8,796		2,319	20,000	11,115		20,000	11,115	31,115
43	Valliamma Society Medal for best PG students in English	30,000	12,432		3,417	30,000	15,849	954	30,000	14,895	44,895
44	Alumini Association Medal	20,000	480		1,649	20,000	2,129	5,762	20,000	-3,633	16,367
45	Mr.Jack Medal for best community Science	20,000	6,990		2,174	20,000	9,164	954	20,000	8,210	28,210
46	Mrs.K.Varghese Medal for I Rank students of III Physics	20,000	6,989		2,174	20,000	9,163	954	20,000	8,209	28,209
47	R. Sowmyalakshmi Medal -S.Ramakrishnan	1,00,000	42,169		11,450	1,00,000	53,619		1,00,000	53,619	1,53,619
48	Amma Medal -Emperor Travels	20,000	8,796		2,319	20,000	11,115		20,000	11,115	31,115
49	Mrs. Latha Medal -A.Palaniswamy	20,000	6,989		2,174	20,000	9,163	954	20,000	8,209	28,209
50	Devandga Education Lecture/ Cultural activity-Devanga Education	50,000	21,988		5,798	50,000	27,786		50,000	27,786	77,786
51	Swami Vivekanandha Illam Lecture/ Cultural activity	50,000	21,988		5,798	50,000	27,786		50,000	27,786	77,786
52	Dinakaran Aruppukottai Lecture/ Cultural activity	50,000	21,988		5,798	50,000	27,786		50,000	27,786	77,786
53	Govt. of Tamil Nadu for Bharathidasan Chair	2,00,000	87,953		23,191	2,00,000	1,11,144		2,00,000	1,11,144	3,11,144
54	O.P Narula Medal	50,000	18,376		5,507	50,000	23,883	1,908	50,000	21,975	71,975
55	Amarajith Singh Medal	5,000	2,199		580	5,000	2,779	127	5,000	2,652	7,652
56	C.V.Mulk Medal	5,000	393		434	5,000	827	827	5,000	0	5,000
57	P.S.K Murthy medal for B.Sc Bio-Tech-Dr.Nirmala K.Murthy	25,000	9,188		2,753	25,000	11,941	954	25,000	10,987	35,987
58	Lakshmi N Menon medal-Dr.Rajammal P.Devadoss	20,000	6,990		2,174	20,000	9,164	954	20,000	8,210	28,210
59	Roshanlal Gupta Medal for B.A function English	20,000	8,319		2,281	20,000	10,600		20,000	10,600	30,600
60	Dr. C.Subramanian medal /sholarship	5,00,000	1,90,682		55,625	5,00,000	2,46,307	1,908	5,00,000	2,44,399	7,44,399
61	Dr. Nirmala K. Murthy Medal for Dept. of Bio-chemistry	20,000	6,989		2,174	20,000	9,163	954	20,000	8,209	28,209
62	Sri Sitapadmanbha Medal -Dr.Parvathy Easwaran	20,000	8,796		2,319	20,000	11,115		20,000	11,115	31,115
63	Sri A.N. Easwaran Medal -Dr.Parvathy Easwaran	20,000	6,990		2,174	20,000	9,164	954	20,000	8,210	28,210
64	Sri Nalliappan & Janakiammal Medal -Dr.P.Thangam	10,000	4,397		1,159	10,000	5,556		10,000	5,556	15,556
65	Mr. R. Rama Rao Medal in Home Science-Ranbya Rao	60,000	24,580		6,812	60,000	31,392	954	60,000	30,438	90,438
66	Dr. Janabai Giri Gold Medal to M.Sc. Biotechnology -V.Vivekanada	20,000	7,467		2,212	20,000	9,679	954	20,000	8,725	28,725
67	Dr. Rajammal P. Devadas Memorial Medal -Michael J.Lenaghas& Donud D.Lenaghan	50,000	20,181		5,652	50,000	25,833	954	50,000	24,879	74,879

S.No.	Name of the Endowment	Opening Balances		Additions during the year 2022-2023		Total		Expenditure on the object during the year 2022-2023	Closing Balance 31.03.2023		Total
		Endowment	Accumulated interest	Endow-ment	Interest	Endowment	Accu. Interest		Endow-ment	Accu. Interest	
1	2	3	4	5	6	7	8	9	10	11	12(10+11)
68	Dr. Vijayalakshmi Purushothaman Medal of Proficiency in Apparel Designing	20,000	7,466		2,212	20,000	9,678	954	20,000	8,724	28,724
69	Thiru K. S. Krishnaraj Medal to outstanding B.Ed students-R.Balaskila	20,000	6,990		2,174	20,000	9,164	954	20,000	8,210	28,210
70	Sodaltech Charitable Trust Medal to best students in IT - K.V.Sudalaimuthu & Co	20,000	6,989		2,174	20,000	9,163		20,000	9,163	29,163
71	Dr. (Mrs.) M. Chandramani - 2 Medal in Child Development & Education	25,000	7,859		2,646	25,000	10,505	1,908	25,000	8,597	33,597
72	Sri Ahmedhkan Medal to Interior Designing Students	20,000	6,990		2,174	20,000	9,164	954	20,000	8,210	28,210
73	Mrs. Malini Lionel Medal to Spl. Edu. Students -Dr.M.Issac Salomon	20,000	6,990		2,174	20,000	9,164	954	20,000	8,210	28,210
74	N.V. Poullose, Nadakkal House Medal to M.Sc (Resource Mgt) - Dr.Saramma Royce	25,000	9,188		2,753	25,000	11,941	954	25,000	10,987	35,987
75	Smt. Saraswathy Duraisamy Medal -Indu Electronic Industries	20,000	6,990		2,174	20,000	9,164	954	20,000	8,210	28,210
76	GKM-BFO Trophy Medal	20,000	8,796		2,319	20,000	11,115		20,000	11,115	31,115
77	Dr. Kamala Ranganathan for Bio Textiles students	20,000	6,990		2,174	20,000	9,164	954	20,000	8,210	28,210
78	Best Research Award to Home Sci. -Dr.Vijayalaxmi Purusothaman	25,000	10,995		2,899	25,000	13,894		25,000	13,894	38,894
79	Janaka ammal Medal Gold Scholarship -Dr.S.Ranga	20,000	6,990		2,174	20,000	9,164	954	20,000	8,210	28,210
80	Goldmedal for best MSC (T &C) Mrs.P.Sarawathi	10,000	4,397		1,159	10,000	5,556		10,000	5,556	15,556
81	Medal for best out going Arts & Science Student-Susila Balagurusamy	50,000	20,181		5,652	50,000	25,833	954	50,000	24,879	74,879
82	Prof.Balagurusamy Medal for best Our going Engineering Student	25,000	10,995		2,899	25,000	13,894		25,000	13,894	38,894
83	Dr.G.Bharatha Medal For NCC cadet	25,000	10,995		2,899	25,000	13,894		25,000	13,894	38,894
84	Dr.P.Saraswathi Gold Medal for best M.Sc (T&C)	20,000	6,990		2,174	20,000	9,164	954	20,000	8,210	28,210
85	Dr.Ramarajam and Sankari medal for physics-R.Balasisirekha	20,000	8,796		2,319	20,000	11,115		20,000	11,115	31,115
86	Dr.N.Jeyapoorani Proficiency award for UG Human Development	20,000	8,796		2,319	20,000	11,115		20,000	11,115	31,115
87	Smt. Kallavathi Gold Medal-kaarthikeyan	2,50,000	1,08,134		28,843	2,50,000	1,36,977	954	2,50,000	1,36,023	3,86,023
88	Dr.Rukmani Radhakrishnan Medal to M.Phil Physics Best Students	50,000	21,988		5,798	50,000	27,786		50,000	27,786	77,786
89	Dr.K.Lakshmi Medal to UG & PG T&C	25,000	9,521		2,780	25,000	12,301		25,000	12,301	37,301
90	M.Ambikaivelu award for MBA-A.Pankajam	25,000	5,685		2,471	25,000	8,156	954	25,000	7,202	32,202
91	Thiru.Janaki Mallikarjunan Chettiar - for Benefit of UG FSN Dept Dr.M.Amirthaveni	60,000	9,074		5,563	60,000	14,637	5,762	60,000	8,875	68,875



S.No.	Name of the Endowment	Opening Balances		Additions during the year 2022-2023		Total		Expenditure on the object during the year 2022-2023	Closing Balance 31.03.2023		Total
		Endowment	Accumulated interest	Endow-ment	Interest	Endowment	Accu. Interest		Endow-ment	Accu. Interest	
1	2	3	4	5	6	7	8	9	10	11	12(10+11)
92	Dr.P.Ambigadevi -Economically Week Student Scholarship	30,000	0		2,416	30,000	2,416	2,416	30,000	0	30,000
93	R.Annapoorani	30,000	0		2,416	30,000	2,416	2,416	30,000	0	30,000
94	S.Radhadvi - Differently Abled & Special Student	50,000	3,817		4,334	50,000	8,151	5,762	50,000	2,389	52,389
95	Dr.Rajammal P.Devadas -Chair Trust	15,00,000	2,08,150		1,37,567	15,00,000	3,45,717	12,872	15,00,000	3,32,845	18,32,845
96	Dr.T.S.Avainashilingam Chair Trust	15,00,000	1,94,288		1,36,451	15,00,000	3,30,739	3,500	15,00,000	3,27,239	18,27,239
97	Sri.T.S.Dhandapani Chettiar Chair Trust	10,00,000	70,729		86,232	10,00,000	1,56,961	8,760	10,00,000	1,48,201	11,48,201
98	IT HUB	3,00,000	55,039	3,00,000	28,593	6,00,000	83,632	5,762	6,00,000	77,870	6,77,870
99	V.Saradha Ramadas	1,00,000	8,089		8,705	1,00,000	16,794	5,762	1,00,000	11,032	1,11,032
100	100.Bhagavathi Devi Mundra -Scholarship	1,50,000	12,133		13,058	1,50,000	25,191	5,762	1,50,000	19,429	1,69,429
101	102. S.R.Sangeeth Raaj Spo by Pankajam -Medal	26,250	794		2,178	26,250	2,972	954	26,250	2,018	28,268
102	103.S.R.Sangeeth Raaj by Pankajam -Scholarship	1,05,000	8,493		9,140	1,05,000	17,633	5,762	1,05,000	11,871	1,16,871
103	104.Gurukadaksham Trust Scholarship	1,83,290	17,713	4,03,600	52,480	5,86,890	70,193	4,24,987	2,32,096	0	2,32,096
104	Dr.P.R.Padma Memorial Endowment Fund	6,31,002	20,637	1,00,000	16,188	7,31,002	36,825	0	7,31,002	36,825	7,67,827
105	Dr.Parvathy Easwaran	50,000	-45,933		328	50,000	-45,605		50,000	-45,605	4,395
106	K.Ubaidullah Endowment Scholarship	1,00,000	8,089		8,705	1,00,000	16,794	5,762	1,00,000	11,032	1,11,032
107	Shri Lalithambiga Trust	10,00,000	-		80,536	10,00,000	80,536		10,00,000	80,536	10,80,536
108	P.N.Palayam			2,00,000	-	2,00,000	0		2,00,000	0	2,00,000
109	Sri K.Ravikumar - Medal - A.Pankajam			26,250	-	26,250	0		26,250	0	26,250
	<b>GRAND TOTAL</b>	<b>3,09,08,505</b>	<b>32,41,106</b>	<b>11,94,850</b>	<b>27,50,261</b>	<b>3,21,03,355</b>	<b>59,91,367</b>	<b>20,22,759</b>	<b>3,17,48,561</b>	<b>43,23,401</b>	<b>3,60,71,962</b>

Balance sheet for Endowment Fund Account as on 31.03.2023			
Liabilities	Rs.	Assets	Rs.
Op.Balance	3,41,49,610	Investment	3,41,00,795
Addition for the fund	11,94,850	Bank Account	21,30,398
Interest earned	27,50,261	TDS Receivable	1,49,264
Payable Expenditure	7,20,150	Accrued Interest	4,11,655
Less: Expenses	20,22,759		
<b>Total</b>	<b>3,67,92,112</b>	<b>Total</b>	<b>3,67,92,112</b>

## SCHEDULE 3 - CURRENT LIABILITIES &amp; PROVISIONS

(Amount in Rs.)

Fund wise Breakup		Non-Plan	Projects	Scholarship	2022-23	2021-22
Particular						
<b>A. CURRENT LIABILITIES</b>			-	-	-	-
Refunded to UGC					-	
1	Deposits from Staff		-	-	-	
2	Deposits from Students	12,850			12,850	6,850
3	Sundry Creditors				-	-
	a) Advances				-	
	b) Others:	9,51,105	4,06,313		13,57,418	68,72,082
4	Deposit -Others				-	
	Earnest Money Deposit	1,00,000	7,63,417		8,63,417	2,15,740
	Security Deposit	15,40,755			15,40,755	28,83,771
	Receipts against sponsored projects				-	
5	Statutory Liabilities (GPF, TDS, WC TAX, EPF, GIS, NPS)				-	-
	a) EPF Payable				-	
	b) Others	1,41,27,391	2,49,094		1,43,76,485	1,33,02,023
6	Other Current Liabilities				-	-
	a) Salary-Outstanding Establishment Expenses	10,69,60,353			10,69,60,353	29,88,02,171
	b) Projects Grant Accounts - balance Cr(Sch.3a)		1,36,22,627		1,36,22,627	1,36,85,169
	c) Sponsored Fellowships & scholarships -Cr Balances (Sch. 3b)			8,58,277	8,58,277	4,69,039
	d) Unutilized Grants (Sch.10)				-	-
	e) Grants in Advance (Sch.10)				-	-
	f) Loan from Management				-	-
	g) other Liabilities:	28,310			28,310	19,050
	Outstanding Expenses	9,41,449	79,85,342		89,26,791	98,13,857
	Inter Account Transfer-Payable	7,00,70,239	71,81,928	18,250	7,72,70,417	1,17,43,292
	h) Other Expenses -Retirement Benefits withheld				-	26,250
	i) Other funds : Misc. fee collected & Payable to Trust	7,000			7,000	23,258
	j) Other Payables	17,750			17,750	42,500
	k) Other Payables-Capital Fund				-	
<b>B. PROVISIONS</b>					-	-
1	Provision for Expenses				-	54,104
2	Gratuity				-	-
3	superannuation Pension				-	-
4	Accumulated Leave Encashment				-	-
5	Trade Warranties / Claims				-	-
6	Others (Specify)				-	-
<b>Total</b>		<b>19,47,57,202</b>	<b>3,02,08,721</b>	<b>8,76,527</b>	<b>22,58,42,450</b>	<b>35,79,59,156</b>

Note: Unutilized Grants 6(d) will Include Grants Received in Advance for Next Year.

**SCHEDULE 3 (a) SPONSORED PROJECT**

S.No.	Name of the Projects	(Amount in Rs.)									
		Opening Balance		Receipts during the year			Total	Expenditure	Refund / JV	Closing Balance	
		Credit	Debit	Grant	Interest	Others				Credit	Debit
<b>UGC Projects</b>											
1	UGC Projects	-	7,01,540	24,96,506	1,68,768	-	26,65,274	24,50,287		-	4,86,553
2	UGC Projects-M Sc counselling	-	2,17,178		1,745		1,745			-	2,15,433
3	UGC PARAMARSH	3,89,746	-		10,440		10,440		3,68,475	31,711	-
4	UGC - Cyber Security	1,071	-		28		28			1,099	-
5	UGC - Early Childhood Care and Education	902	-		21		21	487		436	-
6	UGC - E Assessment	15,232	-		7,925		7,925			23,157	-
7	UGC - School Counselling	-	2,68,089		376		376			-	2,67,713
8	UGC - Supply Chain Management	197	-		4		4			201	-
9	STRIDE-788	12,97,690	-		11,516	1,800	13,316	13,47,499		-	36,493
	<b>Total for UGC Projects</b>	<b>17,04,838</b>	<b>11,86,807</b>	<b>24,96,506</b>	<b>2,00,823</b>	<b>1,800</b>	<b>26,99,129</b>	<b>37,98,273</b>	<b>3,68,475</b>	<b>56,604</b>	<b>10,06,192</b>
<b>DST</b>											
10	DST CURIE	2,11,407	-	-	12,838		12,838			2,24,245	-
11	DST -Multimodal Approaches in Teaching	3,91,529	-		4,961	500	5,461	3,28,358	66,561	2,071	-
12	DST Curie II Phase - Core Research Grant for AI	2,37,239	-	1,15,58,465	31,894	4,100	1,15,94,459	71,67,851	40,58,465	6,05,382	-
	<b>Total for DST</b>	<b>8,40,175</b>	<b>-</b>	<b>1,15,58,465</b>	<b>49,693</b>	<b>4,600</b>	<b>1,16,12,758</b>	<b>74,96,209</b>	<b>41,25,026</b>	<b>8,31,698</b>	<b>-</b>
<b>13</b>	<b>Programes and Schemes</b>	<b>84,91,478</b>	<b>-</b>	<b>19,47,960</b>	<b>3,30,399</b>		<b>22,78,359</b>	<b>23,65,077</b>	<b>9,422</b>	<b>83,95,338</b>	<b>-</b>
<b>ICSSR Project</b>											
14	Development of assessible website	-	2,21,374	1,60,000	4,187		1,64,187			-	57,187
15	Access and Utilization of PM Fasal Bima	9,325	-		260		260			9,585	-
16	Assessment of Social Emotional Learning Skills	-	37,581	43,115	209		43,324			5,743	-
17	Impact Water Polution on Welfare Loss of Farm	-	1,292		69	1,250	1,319		-	27	-
18	Instituting Women Startups Promoting Incubators	-	81,488	82,792	103		82,895			1,407	-
19	Socio Cultural of Explorative Study & Desinging Product	58,423	-	2,60,000	13,052	17,529	2,90,581	2,12,236		1,36,768	-
20	Impact of Traditional & Women Empowerment	-	-	2,60,000	2,320		2,62,320	1,86,674		75,646	-
	<b>Total for ICSSR Project</b>	<b>67,748</b>	<b>3,41,735</b>	<b>8,05,907</b>	<b>20,200</b>	<b>18,779</b>	<b>8,44,886</b>	<b>3,98,910</b>	<b>-</b>	<b>2,29,176</b>	<b>57,187</b>
<b>SERB</b>											
21	SERB - Technology Development for the Support	-	90,643		538		538			-	90,105
22	SERB - Edibile Bio based food packing	3,81,607	-		2,041		2,041	5,04,090		-	1,20,442
	<b>Total for SERB Project</b>	<b>3,81,607</b>	<b>90,643</b>	<b>-</b>	<b>2,579</b>	<b>-</b>	<b>2,579</b>	<b>5,04,090</b>	<b>-</b>	<b>-</b>	<b>2,10,547</b>
<b>23</b>	<b>CMPDI-Ultrasonic Washing for Desuperising of Coal</b>			<b>17,87,241</b>	<b>271</b>	<b>100</b>	<b>17,87,612</b>	<b>1</b>	<b>-</b>	<b>17,87,611</b>	<b>-</b>
<b>Engineering Projects</b>											
24	Engg- Skill Development Programme	-	93,608	2,72,100	3,847	28,000	3,03,947	1,00,000		1,10,339	-
25	Engg - Projects & Schemes	9,91,226	-		31,143	3,15,574	3,46,717	2,07,540		11,30,403	-
26	Engg- Short Term Training Programmes	19,919	-		581		581			20,500	-
	<b>Total for Engineering Projects</b>	<b>10,11,145</b>	<b>93,608</b>	<b>2,72,100</b>	<b>35,571</b>	<b>3,43,574</b>	<b>6,51,245</b>	<b>3,07,540</b>	<b>-</b>	<b>12,61,242</b>	<b>-</b>
<b>NSS</b>											
27	NSS -ETI	-	43,46,556		6,639		6,639	7,84,050		-	51,23,967
28	NSS -Regular	10,63,362	-	2,17,784	32,410		2,50,194	3,75,325		9,38,231	-
29	NSS - Special Camp	-	7,18,214	2,13,663	1,111		2,14,774	2,73,899		-	7,77,339
30	NSS- Corpus	1,24,816	-		3,468		3,468	5,557		1,22,727	-
	<b>Total For NSS</b>	<b>11,88,178</b>	<b>50,64,770</b>	<b>4,31,447</b>	<b>43,628</b>	<b>-</b>	<b>4,75,075</b>	<b>14,38,831</b>	<b>-</b>	<b>10,60,958</b>	<b>59,01,306</b>
	<b>Grand Total</b>	<b>1,36,85,169</b>	<b>67,77,563</b>	<b>1,92,99,626</b>	<b>6,83,164</b>	<b>3,68,853</b>	<b>2,03,51,643</b>	<b>1,63,08,931</b>	<b>45,02,923</b>	<b>1,36,22,627</b>	<b>71,75,232</b>

## UGC Projects Account

(Amount in Rs.)

Liabilities	Rs.	Assets	Rs.
Capital Fund	-	Fixed Assets	-
Grant account	56,604	Investments	-
Outstanding expenses	50,68,543	Grant Account	10,06,192
Inter Unit account payable	16,96,109	Inter Unit Fund receivable	-
Sundry Creditors	4,480	Bank Account	61,89,342
EMD / Security Deposit	3,72,121	Loans and Advances	6,994
Statutory Liabilities	6,211	Intrest Accrued	-
	-	Deposits	1,540
	-	TDS Receivable	-
<b>Total</b>	<b>72,04,068</b>	<b>Total</b>	<b>72,04,068</b>

## DST

(Amount in Rs.)

Liabilities	Rs.	Assets	Rs.
Capital Fund	2,76,96,959	Fixed Assets	2,76,96,959
Grant account	8,31,698	Investments	1,54,299
Outstanding expenses	1,49,040	Grant Account	-
Inter Unit account payable	26,175	Inter Unit Fund receivable	-
Sundry Creditors	19,757	Bank Account	12,01,628
EMD / Security Deposit	1,01,754	Loans and Advances	-
Statutory Liabilities	2,32,577	Intrest Accrued	2,930
	-	Deposits	-
	-	TCS on Purchases	2,144
<b>Total</b>	<b>2,90,57,960</b>	<b>Total</b>	<b>2,90,57,960</b>

## PROGRAMMES AND SCHEMES

(Amount in Rs.)

Liabilities	Rs.	Assets	Rs.
Capital Fund	-	Fixed Assets	-
Grant account	83,95,338	Investments	31,15,000
Outstanding expenses	10,27,778	Grant Account	-
Inter Unit account payable	-	Inter Unit Fund receivable	2,82,440
Sundry Creditors	53,151	Bank Account	60,22,750
EMD / Security Deposit	1,87,699	Loans and Advances	10,006
Statutory Liabilities	9,486	Intrest Accrued	74,097
	-	Deposits	3,300
	-	TDS Receivable	1,65,859
<b>Total</b>	<b>96,73,452</b>	<b>Total</b>	<b>96,73,452</b>

**ICSSR Project****(Amount in Rs.)**

<b>Liabilities</b>	<b>Rs.</b>	<b>Assets</b>	<b>Rs.</b>
Capital Fund	1,73,976	Fixed Assets	1,73,976
Grant account	2,29,176	Investments	-
Outstanding expenses	68,482	Grant Account	57,187
Inter Unit account payable	4,97,660	Inter Unit Fund receivable	1,28,095
Sundry Creditors	2,10,558	Bank Account	8,21,044
EMD / Security Deposit	-	Loans and Advances	-
Statutory Liabilities	450	Intrest Accrued	-
	-	Deposits	-
	-	TDS Receivable	-
<b>Total</b>	<b>11,80,302</b>	<b>Total</b>	<b>11,80,302</b>

**SERB****(Amount in Rs.)**

<b>Liabilities</b>	<b>Rs.</b>	<b>Assets</b>	<b>Rs.</b>
Capital Fund	5,09,465	Fixed Assets	5,09,465
Grant account	-	Investments	-
Outstanding expenses	14,739	Grant Account	2,10,547
Inter Unit account payable	1,10,000	Inter Unit Fund receivable	-
Sundry Creditors	1,00,050	Bank Account	26,242
EMD / Security Deposit	12,000	Loans and Advances	-
Statutory Liabilities	-	Intrest Accrued	-
	-	Deposits	-
	-	TDS Receivable	-
<b>Total</b>	<b>7,46,254</b>	<b>Total</b>	<b>7,46,254</b>

**Coal India-CMPDI****(Amount in Rs.)**

<b>Liabilities</b>	<b>Rs.</b>	<b>Assets</b>	<b>Rs.</b>
Capital Fund	-	Fixed Assets	-
Grant account	17,87,611	Investments	-
Outstanding expenses	-	Grant Account	-
Inter Unit account payable	-	Inter Unit Fund receivable	-
Sundry Creditors	-	Bank Account	17,87,611
EMD / Security Deposit	-	Loans and Advances	-
Statutory Liabilities	-	Intrest Accrued	-
	-	Deposits	-
	-	TDS Receivable	-
<b>Total</b>	<b>17,87,611</b>	<b>Total</b>	<b>17,87,611</b>

**Engineering Projects****(Amount in Rs.)**

<b>Liabilities</b>	<b>Rs.</b>	<b>Assets</b>	<b>Rs.</b>
Capital Fund	43,086	Fixed Assets	43,086
Grant account	12,61,242	Investments	
Outstanding expenses		Grant Account	-
Inter Unit account payable	1,000	Inter Unit Fund receivable	
Sundry Creditors		Bank Account	11,94,085
EMD / Security Deposit	89,843	Loans and Advances	1,58,000
Statutory Liabilities		Intrest Accrued	
		Deposits	
		TDS Receivable	
<b>Total</b>	<b>13,95,171</b>	<b>Total</b>	<b>13,95,171</b>

**NSS ACCOUNT****(Amount in Rs.)**

<b>Liabilities</b>	<b>Rs.</b>	<b>Assets</b>	<b>Rs.</b>
Capital Fund		Fixed Assets	
Grant account	10,60,958	Investments	
Outstanding expenses	16,56,760	Grant Account	59,01,306
Inter Unit account payable	48,50,984	Inter Unit Fund receivable	2,55,120
Sundry Creditors	18,317	Bank Account	13,85,121
EMD / Security Deposit		Loans and Advances	45,842
Statutory Liabilities	370	Intrest Accrued	
		Deposits	
		TDS Receivable	
<b>Total</b>	<b>75,87,389</b>	<b>Total</b>	<b>75,87,389</b>

**Abstract for Project Accounts****(Amount in Rs.)**

<b>Liabilities</b>	<b>Rs.</b>	<b>Assets</b>	<b>Rs.</b>
Capital Fund	2,84,23,486	Fixed Assets	2,84,23,486
Grant account	1,36,22,627	Investments	32,69,299
Outstanding expenses	79,85,342	Grant Account	71,75,232
Inter Unit account payable	71,81,928	Inter Unit Fund receivable	6,65,655
Sundry Creditors	4,06,313	Bank Account	1,86,27,823
EMD / Security Deposit	7,63,417	Loans and Advances	2,20,842
Statutory Liabilities	2,49,094	Intrest Accrued	77,027
	-	Deposits	4,840
	-	TDS /Receivable	1,68,003
<b>Total</b>	<b>5,86,32,207</b>	<b>Total</b>	<b>5,86,32,207</b>

## SCHEDULE 3 (b) SPONSORED FELLOWSHIPS AND SCHOLARSHIPS

(Amount in Rs.)							
S.No.	Name of the Sponsor	Opening Balance		Transactions during the		Closing Balance	
<u>Fellowship Accounts</u>							
1	2	3	4	5	6	7	8
		CR.	DR	CR.	DR	CR.	DR
1	Junior Research Fellowship	-	-			-	-
2	ICSSR Doctoral Fellowship	1,71,959	-	10,71,263	7,63,327	4,79,895	-
3	Inspire Fellowship	41,639	-	40,000	20,000	61,639	-
4	Rajiv Gandhi Fellowship	1,876	-			1,876	-
5	CSIR-Grant	-	54,104	74,950	20,846	-	-
			-				-
	<b>Total for Fellowship</b>	<b>2,15,474</b>	<b>54,104</b>	<b>11,86,213</b>	<b>8,04,173</b>	<b>5,43,410</b>	<b>-</b>
<u>Scholarship Accounts</u>							
1	Adi Dravida Scholarship	4,125	-		4,125	-	-
2	BC/MBC Scholarship	2,000	-			2,000	-
3	Price money award	-	-	11,000	11,000	-	-
	<b>Total for Scholarship</b>	<b>6,125</b>	<b>-</b>	<b>11,000</b>	<b>15,125</b>	<b>2,000</b>	<b>-</b>
1	General Fund	2,96,544	-	11,323		3,07,867	-
2	Agaram Foundation	5,000	-		-	5,000	-
	<b>Total for others</b>	<b>3,01,544</b>	<b>-</b>	<b>11,323</b>	<b>-</b>	<b>3,12,867</b>	<b>-</b>
	<b>GRAND TOTAL</b>	<b>5,23,143</b>	<b>54,104</b>	<b>12,08,536</b>	<b>8,19,298</b>	<b>8,58,277</b>	<b>-</b>

## Balance sheet

(Amount in Rs.)					
<u>Liabilities</u>	Cr	Dr	Rs.	<u>Assets</u>	Rs.
Fellowship Grant	5,43,410	-	5,43,410	<u>Indian bank accounts</u>	
Scholarship Grant	2,000	-	2,000	A/c No.835702320	8,22,193
Others	3,12,867	-	3,12,867	A/c No.6753374806	248
Inter unit account payable	18,250		18,250	A/c No.6718871211	54,086
<b>Total</b>	<b>8,76,527</b>	<b>-</b>	<b>8,76,527</b>	<b>Total</b>	<b>8,76,527</b>

## Schedule No.4 (FIXED ASSETS)

## Non-Plan Account

Amount in Rupees

No.	Particulars	GROSS BLOCK				DEPRECIATION				NET BLOCK	
		Opening Balance	Additions during the year	Deductions during the year	Closing Balance	Depreciation Op.Balance	Depreciation for the year	Deductions/ Adjustment	Total Depreciation	2022-23	2021-22
	<b>Tangible Assets</b>										
1	Land	-			-	-			-	-	-
2	Site Development	-			-	-			-	-	-
3	Buildings	3,42,32,971			3,42,32,971	77,30,333	6,84,659		84,14,992	<b>2,58,17,979</b>	2,65,02,638
4	Roads & Bridges	34,48,432			34,48,432	2,47,759	68,969		3,16,728	<b>31,31,704</b>	32,00,673
5	Tubewells & Water Supply	-			-	-			-	-	-
6	Sewage & Drainage	19,64,236			19,64,236	1,57,140	39,286		1,96,426	<b>17,67,810</b>	18,07,096
7	Electrical Installation and Equipment	1,37,77,767	36,40,502	8,22,982	1,65,95,287	37,11,873	8,29,764	41,149	45,00,488	<b>1,20,94,799</b>	1,00,65,894
8	Plant & Machinery	7,49,30,564			7,49,30,564	3,79,74,577	37,46,528		4,17,21,105	<b>3,32,09,460</b>	3,69,55,988
9	Scientific & Lab Equipment	2,34,88,253	1,19,799		2,36,08,052	47,92,969	5,99,857		53,92,826	<b>1,82,15,226</b>	1,86,95,284
10	Office Equipment	4,41,12,947	5,09,053		4,46,22,000	3,33,26,349	23,74,167		3,57,00,516	<b>89,21,483</b>	1,07,86,597
11	Audio Visual Equipment	1,64,93,629	81,178	-	1,65,74,807	44,64,602	12,43,111		57,07,713	<b>1,08,67,094</b>	1,20,29,027
12	Computers & Peripherals	3,02,16,009	6,57,331	-	3,08,73,340	2,09,52,942	22,71,941		2,32,24,883	<b>76,48,457</b>	92,63,067
13	Furniture, Fixtures & Fittings	2,64,19,591	3,76,635		2,67,96,226	89,90,931	20,09,717		1,10,00,648	<b>1,57,95,578</b>	1,74,28,660
14	Vehicles	16,93,859			16,93,859	6,77,544	1,69,386		8,46,930	<b>8,46,929</b>	10,16,315
15	Library Books & Scientific Journals	2,10,09,209	13,98,805		2,24,08,014	1,34,69,693	9,64,750		1,44,34,443	<b>79,73,571</b>	75,39,516
	<b>Total for Tangible Assets</b>	<b>29,17,87,467</b>	<b>67,83,303</b>	<b>8,22,982</b>	<b>29,77,47,788</b>	<b>13,64,96,711</b>	<b>1,50,02,135</b>	<b>41,149</b>	<b>15,14,57,697</b>	<b>14,62,90,091</b>	<b>15,52,90,756</b>
	<b>Intangible Assets</b>										
1	E-Journals	61,23,671	56,55,590		1,17,79,261	48,98,936	34,86,970		83,85,906	<b>33,93,355</b>	12,24,735
2	Computer Software	1,31,85,447	34,70,262		1,66,55,709	1,21,64,746	21,15,068	-	1,42,79,814	<b>23,75,895</b>	10,20,701
3	Patents and Copyrights	-	-		-	-			-	-	-
	<b>Total for Intangible Assets</b>	<b>1,93,09,118</b>	<b>91,25,852</b>	<b>-</b>	<b>2,84,34,970</b>	<b>1,70,63,682</b>	<b>56,02,038</b>	<b>-</b>	<b>2,26,65,720</b>	<b>57,69,250</b>	<b>22,45,436</b>
	<b>Grand Total (A)</b>	<b>31,10,96,585</b>	<b>1,59,09,155</b>	<b>8,22,982</b>	<b>32,61,82,758</b>	<b>15,35,60,393</b>	<b>2,06,04,173</b>	<b>41,149</b>	<b>17,41,23,417</b>	<b>15,20,59,341</b>	<b>15,75,36,192</b>
	Capital Work in Progress (B)										
	<b>TOTAL (A+B)</b>	<b>31,10,96,585</b>	<b>1,59,09,155</b>	<b>8,22,982</b>	<b>32,61,82,758</b>	<b>15,35,60,393</b>	<b>2,06,04,173</b>	<b>41,149</b>	<b>17,41,23,417</b>	<b>15,20,59,341</b>	<b>15,75,36,192</b>



## Schedule No.4 (FIXED ASSETS)

General Fund					Amount in Rupees						
No.	Particulars	GROSS BLOCK			DEPRECIATION				NET BLOCK		
		Opening Balance	Additions during the year	Deductions during the year	Closing Balance	Depreciation Op.Balance	Depreciation for the year	Deductions/ Adjustment	Total Depreciation	2022-23	2021-22
	<b>Tangible Assets</b>										
1	Land	-			-	-		-	-	-	-
2	Site Development	-			-	-		-	-	-	-
3	Buildings	4,70,10,169			4,70,10,169	1,57,47,115	9,40,203	1,66,87,318	<b>3,03,22,851</b>		3,12,63,054
4	Roads & Bridges	-			-	-		-	-	-	-
5	Tubewells & Water Supply	-			-	-		-	-	-	-
6	Sewage & Drainage	-			-	-		-	-	-	-
7	Electrical Installation and Equipment	5,91,111			5,91,111	29,556	29,556	59,112	<b>5,31,999</b>		5,61,555
8	Plant & Machinery	1,92,21,066			1,92,21,066	1,92,21,066	-	1,92,21,066	-		-
9	Scientific & Lab Equipment	-			-	-		-	-	-	-
10	Office Equipment	12,44,794			12,44,794	12,44,794	-	12,44,794	-		-
11	Audio Visual Equipment	-			-	-		-	-	-	-
12	Computers & Peripherals	1,54,66,404			1,54,66,404	1,54,66,404	-	1,54,66,404	-		-
13	Furniture, Fixtures & Fittings	55,90,975			55,90,975	55,90,975	-	55,90,975	-		-
14	Vehicles	20,48,657			20,48,657	20,48,657	-	20,48,657	-		-
15	Library Books & Scientific Journals	39,00,314			39,00,314	39,00,314	-	39,00,314	-		-
	<b>Total for Tangible Assets</b>	<b>9,50,73,490</b>	-	-	<b>9,50,73,490</b>	<b>6,32,48,881</b>	<b>9,69,759</b>	<b>6,42,18,640</b>	<b>3,08,54,850</b>		<b>3,18,24,609</b>
	<b>Intangible Assets</b>										
1	E-Journals				-	-		-	-	-	-
2	Computer Software				-	-		-	-	-	-
3	Patents and Copyrights				-	-		-	-	-	-
	<b>Total for Intangible Assets</b>	-	-	-	-	-	-	-	-	-	-
		<b>9,50,73,490</b>	-	-	<b>9,50,73,490</b>	<b>6,32,48,881</b>	<b>9,69,759</b>	<b>6,42,18,640</b>	<b>3,08,54,850</b>		<b>3,18,24,609</b>
	Capital Work in Progress (B)										
	<b>TOTAL (A+B)</b>	<b>9,50,73,490</b>	-	-	<b>9,50,73,490</b>	<b>6,32,48,881</b>	<b>9,69,759</b>	<b>6,42,18,640</b>	<b>3,08,54,850</b>		<b>3,18,24,609</b>

9,50,73,490

## Schedule No.4 (FIXED ASSETS)

Self Finance

Amount in Rupees

No.	Particulars	GROSS BLOCK				DEPRECIATION				NET BLOCK	
		Opening Balance	Additions during the year	Deductions during the year	Closing Balance	Depreciation Op.Balance	Depreciation for the year	Deductions / Adjustment	Total Depreciation	2022-23	2021-22
	<b>Tangible Assets</b>										
1	Land	-			-	-			-	-	-
2	Site Development	-			-	-			-	-	-
3	Buildings	19,98,29,318	3,09,68,738	-	23,07,98,056	1,99,13,067	46,15,961		2,45,29,028	<b>20,62,69,028</b>	17,99,16,251
4	Roads & Bridges	-			-	-			-	-	-
5	Tubewells & Water Supply	-			-	-			-	-	-
6	Sewage & Drainage	-			-	-			-	-	-
7	Electrical Installation and Equipment	-	3,20,415		3,20,415	-	16,022		16,022	<b>3,04,393</b>	-
8	Plant & Machinery	-			-	-			-	-	-
9	Scientific & Lab Equipment	64,31,064	1,62,350		65,93,414	64,31,064	1,62,350		65,93,414	-	-
10	Office Equipment	46,03,494	49,60,828		95,64,322	39,85,924	7,17,324		47,03,248	<b>48,61,074</b>	6,17,570
11	Audio Visual Equipment	19,85,387	9,86,839		29,72,226	3,24,318	2,22,917		5,47,235	<b>24,24,991</b>	16,61,069
12	Computers & Peripherals	2,30,79,785	-		2,30,79,785	2,30,79,785	-		2,30,79,785	-	-
13	Furniture, Fixtures & Fittings	86,99,896	26,91,547		1,13,91,443	41,80,862	8,54,358		50,35,220	<b>63,56,223</b>	45,19,034
14	Vehicles	29,72,859	59,40,594		89,13,453	16,09,600	8,91,345		25,00,945	<b>64,12,508</b>	13,63,259
15	Library Books & Scientific Journals	3,06,764	8,44,640	-	11,51,404	55,442	1,15,140		1,70,582	<b>9,80,822</b>	2,51,322
	<b>Total for Tangible Assets</b>	<b>24,79,08,567</b>	<b>4,68,75,951</b>	-	<b>29,47,84,518</b>	<b>5,95,80,062</b>	<b>75,95,417</b>	-	<b>6,71,75,479</b>	<b>22,76,09,039</b>	<b>18,83,28,505</b>
	<b>Intangible Assets</b>										
1	E-Journals				-				-	-	-
2	Computer Software				-				-	-	-
3	Patents and Copyrights				-				-	-	-
	<b>Total for Intangible Assets</b>	-	-	-	-	-	-	-	-	-	-
	<b>Grand Total (A)</b>	<b>24,79,08,567</b>	<b>4,68,75,951</b>	-	<b>29,47,84,518</b>	<b>5,95,80,062</b>	<b>75,95,417</b>	-	<b>6,71,75,479</b>	<b>22,76,09,039</b>	<b>18,83,28,505</b>
	Capital Work in Progress (B)				-				-	-	-
	<b>TOTAL (A+B)</b>	<b>24,79,08,567</b>	<b>4,68,75,951</b>	-	<b>29,47,84,518</b>	<b>5,95,80,062</b>	<b>75,95,417</b>	-	<b>6,71,75,479</b>	<b>22,76,09,039</b>	<b>18,83,28,505</b>

## Schedule No.4 (FIXED ASSETS)

## School of Engineering

Amount in Rupees

No.	Particulars	GROSS BLOCK				DEPRECIATION				NET BLOCK	
		Opening Balance	Additions during the year	Deductions during the year	Closing Balance	Depreciation Op.Balance	Depreciation for the year	Deductions / Adjustment	Total Depreciation	2022-23	2021-22
	<b>Tangible Assets</b>							-			
1	Land	-			-	-			-	-	-
2	Site Development	-			-	-			-	-	-
3	Buildings	31,19,10,288			31,19,10,288	7,55,14,776	62,38,206		8,17,52,982	<b>23,01,57,306</b>	23,63,95,512
4	Roads & Bridges	-			-	-			-	-	-
5	Tubewells & Water Supply	-			-	-			-	-	-
6	Sewage & Drainage	-			-	-			-	-	-
7	Electrical Installation and Equipment	-	10,84,104		10,84,104	-	54,205	21,123	33,082	<b>10,51,022</b>	-
8	Plant & Machinery	-			-	-			-	-	-
9	Scientific & Lab Equipment	7,46,74,684	24,04,559	-	7,70,79,243	7,46,74,684	24,04,559		7,70,79,243	-	-
10	Office Equipment	1,61,66,222	79,650		1,62,45,872	1,41,62,113	12,18,440		1,53,80,553	<b>8,65,319</b>	20,04,109
11	Audio Visual Equipment	-	2,51,501		2,51,501	-	18,863		18,863	<b>2,32,638</b>	-
12	Computers & Peripherals	1,57,63,740	35,57,048		1,93,20,788	1,13,36,924	28,63,915		1,42,00,839	<b>51,19,949</b>	44,26,816
13	Furniture, Fixtures & Fittings	2,58,32,625	6,94,961		2,65,27,586	2,39,88,147	19,89,569		2,59,77,716	<b>5,49,870</b>	18,44,478
14	Vehicles	96,67,959			96,67,959	96,67,959	-		96,67,959	-	-
15	Library Books & Scientific Journals	2,39,72,543	2,32,953		2,42,05,496	2,32,25,463	9,80,033		2,42,05,496	-	7,47,080
	<b>Total for Tangible Assets</b>	<b>47,79,88,061</b>	<b>83,04,776</b>	-	<b>48,62,92,837</b>	<b>23,25,70,066</b>	<b>1,57,67,790</b>	<b>21,123</b>	<b>24,83,16,733</b>	<b>23,79,76,104</b>	<b>24,54,17,995</b>
	<b>Intangible Assets</b>										
1	E-Journals	22,21,485			22,21,485	12,91,405	5,72,599	-	18,64,004	<b>3,57,481</b>	9,30,080
2	Computer Software	86,06,084	15,07,525		1,01,13,609	77,91,530	12,59,528		90,51,058	<b>10,62,551</b>	8,14,554
3	Patents and Copyrights	-			-	-			-	-	-
	<b>Total for Intangible Assets</b>	<b>1,08,27,569</b>	<b>15,07,525</b>	-	<b>1,23,35,094</b>	<b>90,82,935</b>	<b>18,32,127</b>	-	<b>1,09,15,062</b>	<b>14,20,032</b>	<b>17,44,634</b>
	<b>Grand Total (A)</b>	<b>48,88,15,630</b>	<b>98,12,301</b>	-	<b>49,86,27,931</b>	<b>24,16,53,001</b>	<b>1,75,99,917</b>	<b>21,123</b>	<b>25,92,31,795</b>	<b>23,93,96,136</b>	<b>24,71,62,629</b>
	Capital Work in Progress (B)				-					-	-
	<b>TOTAL (A+B)</b>	<b>48,88,15,630</b>	<b>98,12,301</b>	-	<b>49,86,27,931</b>	<b>24,16,53,001</b>	<b>1,75,99,917</b>	<b>21,123</b>	<b>25,92,31,795</b>	<b>23,93,96,136</b>	<b>24,71,62,629</b>

## Schedule No.4 (FIXED ASSETS)

Abstract											
No.	Particulars	GROSS BLOCK				DEPRECIATION				NET BLOCK	
		Opening Balance	Additions during the year	Deductions during the year	Closing Balance	Depreciation Op.Balance	Depreciation for the year	Deductions / Adjustment	Total Depreciation	2022-23	2021-22
	<b>Tangible Assets</b>										
1	Land	-	-	-	-	-	-	-	-	-	-
2	Site Development	-	-	-	-	-	-	-	-	-	-
3	Buildings	59,29,82,746	3,09,68,738	-	62,39,51,484	11,89,05,291	1,24,79,029	-	13,13,84,320	<b>49,25,67,164</b>	47,40,77,455
4	Roads & Bridges	34,48,432	-	-	34,48,432	2,47,759	68,969	-	3,16,728	<b>31,31,704</b>	32,00,673
5	Tubewells & Water Supply	-	-	-	-	-	-	-	-	-	-
6	Sewage & Drainage	19,64,236	-	-	19,64,236	1,57,140	39,286	-	1,96,426	<b>17,67,810</b>	18,07,096
7	Electrical Installation and Equipment	1,43,68,878	50,45,021	8,22,982	1,85,90,917	37,41,429	9,29,547	62,272	46,08,704	<b>1,39,82,213</b>	1,06,27,449
8	Plant & Machinery	9,41,51,630	-	-	9,41,51,630	5,71,95,643	37,46,528	-	6,09,42,171	<b>3,32,09,460</b>	3,69,55,988
9	Scientific & Lab Equipment	10,45,94,001	26,86,708	-	10,72,80,709	8,58,98,717	31,66,766	-	8,90,65,483	<b>1,82,15,226</b>	1,86,95,284
10	Office Equipment	6,61,27,457	55,49,531	-	7,16,76,988	5,27,19,180	43,09,931	-	5,70,29,111	<b>1,46,47,876</b>	1,34,08,276
11	Audio Visual Equipment	1,84,79,016	13,19,518	-	1,97,98,534	47,88,920	14,84,891	-	62,73,811	<b>1,35,24,723</b>	1,36,90,096
12	Computers & Peripherals	8,45,25,938	42,14,379	-	8,87,40,317	7,08,36,055	51,35,856	-	7,59,71,911	<b>1,27,68,406</b>	1,36,89,883
13	Furniture, Fixtures & Fittings	6,65,43,087	37,63,143	-	7,03,06,230	4,27,50,915	48,53,644	-	4,76,04,559	<b>2,27,01,671</b>	2,37,92,172
14	Vehicles	1,63,83,334	59,40,594	-	2,23,23,928	1,40,03,760	10,60,731	-	1,50,64,491	<b>72,59,437</b>	23,79,574
15	Library Books & Scientific Journals	4,91,88,830	24,76,398	-	5,16,65,228	4,06,50,912	20,59,923	-	4,27,10,835	<b>89,54,393</b>	85,37,918
	<b>Total for Tangible Assets</b>	<b>1,11,27,57,585</b>	<b>6,19,64,030</b>	<b>8,22,982</b>	<b>1,17,38,98,633</b>	<b>49,18,95,720</b>	<b>3,93,35,101</b>	<b>62,272</b>	<b>53,11,68,549</b>	<b>64,27,30,084</b>	<b>62,08,61,865</b>
	<b>Intangible Assets</b>				-						
1	E-Journals	83,45,156	56,55,590	-	1,40,00,746	61,90,341	40,59,569	-	1,02,49,910	<b>37,50,836</b>	21,54,815
2	Computer Software	2,17,91,531	49,77,787	-	2,67,69,318	1,99,56,276	33,74,596	-	2,33,30,872	<b>34,38,446</b>	18,35,255
3	Patents and Copyrights	-	-	-	-	-	-	-	-	-	-
	<b>Total for Intangible Assets</b>	<b>3,01,36,687</b>	<b>1,06,33,377</b>	-	<b>4,07,70,064</b>	<b>2,61,46,617</b>	<b>74,34,165</b>	-	<b>3,35,80,782</b>	<b>71,89,282</b>	<b>39,90,070</b>
	<b>Grand Total (A)</b>	<b>1,14,28,94,272</b>	<b>7,25,97,407</b>	<b>8,22,982</b>	<b>1,21,46,68,697</b>	<b>51,80,42,337</b>	<b>4,67,69,266</b>	<b>62,272</b>	<b>56,47,49,331</b>	<b>64,99,19,366</b>	<b>62,48,51,935</b>
	Capital Work in Progress (B)	-	-	-	-	-	-	-	-	-	-
	<b>TOTAL (A+B)</b>	<b>1,14,28,94,272</b>	<b>7,25,97,407</b>	<b>8,22,982</b>	<b>1,21,46,68,697</b>	<b>51,80,42,337</b>	<b>4,67,69,266</b>	<b>62,272</b>	<b>56,47,49,331</b>	<b>64,99,19,366</b>	<b>62,48,51,935</b>

**SCHEDULE 5 : INVESTMENTS FROM EARMARKED / ENDOWMENT FUNDS****(Amount in Rs.)**

S.NO	Particular	Corpus Fund	General Fund	Endowment Fund	Designated Fund	Projects	Self Finance	Engineering	2022-23	2021-22
1	In Central Government Securities									
2	In State Government Securities									
3	Other Approved Securities									
4	Shares									
5	Debentures and Bonds									
6	Term Deposits with Banks	2,47,83,073	2,85,12,020	3,41,00,795	7,66,56,644	32,69,299	10,47,22,171	41,43,93,181	<b>68,64,37,183</b>	46,75,50,108
7	Others (to be specified)									
	<b>Total</b>	<b>2,47,83,073</b>	<b>2,85,12,020</b>	<b>3,41,00,795</b>	<b>7,66,56,644</b>	<b>32,69,299</b>	<b>10,47,22,171</b>	<b>41,43,93,181</b>	<b>68,64,37,183</b>	<b>46,75,50,108</b>

**SCHEDULE 6 : INVESTMENTS - OTHERS****(Amount in Rs.)**

S.NO	Particular	Plan	Non Plan	2022-23	2021-22
1	In Central Government Securities				
2	In State Government Securities				
3	Other Approved Securities				
4	Shares				
5	Plan				
6	Non Plan				
	<b>Total</b>	-	-	-	-

**AVINASHILINGAM INSTITUTE FOR HOME SCIENCE AND HIGHER EDUCATION FOR WOMEN,  
COIMBATORE -641043. TAMILNADU**

**List of fixed deposit held by the Institute as on 31-03-2023- Schedule -5 A**

(Amount in Rs.)

Corpus Fund A/c No.914689468									
S.No	Name of the bank	FDR No	Date of Investment	Date of Maturity	Amount of Investment	Maturity Amount	Rate of Interest	No. of days	Interest up to 31.03.2023
1	Indian Bank	0317138 / 7380392413	27-12-2022	04-07-2024	21,00,000	23,33,503	7.00%	94	37,858
2	Indian Bank		24-01-2023	01-08-2024	37,00,000	41,12,198	7.00%	66	46,833
3	Indian Bank	0710056 / 6598534981	11-01-2023	11-01-2028	12,44,522	16,84,467	6.10%	79	16,431
4	Indian Bank	0710102 / 6602499401	26-12-2020	26-12-2023	37,19,952	43,12,688	5.10%	825	4,28,814
5	Indian Bank	0947624 / 6564643265	15-09-2022	15-09-2027	6,58,860	8,72,214	5.65%	197	20,092
6	Indian Bank	0947738 / 6573435276	17-10-2022	17-10-2027	33,59,739	44,47,698	5.65%	165	85,811
7	TNFIDC	0870280 / 0120200870280	07-10-2021	07-10-2026	50,00,000	74,29,737	8.00%	540	5,91,781
8	TNFIDC	0870281/0120200870281	07-10-2021	07-10-2026	50,00,000	74,29,737	8.00%	540	5,91,781
				<b>Total</b>	<b>2,47,83,073</b>	<b>3,26,22,242</b>			<b>18,19,401</b>
General Fund A/c No.474664462									
S.No	Name of the bank	FDR No	Date of Investment	Date of Maturity	Amount of Investment	Maturity Amount	Rate of Interest	No. of days	Interest up to 31.03.2023
1	Indian Bank	0710101/ 6602504558	27-12-2020	27-11-2023	9,95,999	11,54,701	5.10%	824	1,14,674
2	Indian Bank	0945769/ 6419831608	19-03-2022	19-03-2025	1,16,021	1,35,472	5.20%	377	6,231
3	Indian Bank	0918681 / 7259859138	27-07-2022	27-08-2025	20,00,000	23,74,358	5.60%	247	75,792
4	Indian Bank	0317140/ 7380393904	27-12-2022	04-07-2024	55,00,000	61,11,557	7.00%	94	99,151
5	Indian Bank	0317271 / 7410781088	25-01-2023	02-08-2024	1,99,00,000	2,21,16,958	7.00%	65	2,48,068
				<b>Total</b>	<b>2,85,12,020</b>	<b>3,18,93,046</b>			<b>5,43,916</b>
Endowment Account									
S.No	Name of the bank	FDR No	Date of Investment	Date of Maturity	Amount of Investment	Maturity Amount	Rate of Interest	No. of days	Interest up to 31.03.2023
1	Indian Bank	0443079 / 6680697830	16-02-2022	04-04-2023	3,15,542	3,33,752	5.00%	408	17,636
2	Indian Bank	0443080 / 6680707044	16-02-2022	04-04-2023	2,25,734	2,38,761	5.00%	408	12,616
3	Indian Bank	0710096/ 6602244442	25-12-2020	25-11-2023	5,39,837	6,25,854	5.10%	826	62,305
4	Indian Bank	0443934 / 6773788190	29-06-2022	02-07-2025	6,28,404	7,37,023	5.35%	275	25,330
5	Indian Bank	0317007 /7346460782	21-11-2022	21-11-2025	4,30,000	5,20,227	6.40%	130	9,802
6	Indian Bank	0180368/ 6963847404	23-12-2020	23-12-2025	5,00,000	6,45,784	5.15%	828	58,414
7	Indian Bank	0180369/ 6963856281	23-12-2020	23-12-2025	7,00,000	9,04,097	5.15%	828	81,779
8	Indian Bank	0317019 / 7351836193	25-11-2022	26-11-2024	6,97,288	7,93,403	6.50%	126	15,646
9	Indian Bank	0317020 / 7351836217	25-11-2022	26-11-2024	6,97,288	7,93,403	6.50%	126	15,646
10	Indian Bank	0317021 / 7351836240	25-11-2022	26-11-2024	6,97,288	7,93,403	6.50%	126	15,646
11	Indian Bank	0317022 / 7351836681	25-11-2022	26-11-2024	9,76,209	11,10,771	6.50%	126	21,905
12	Indian Bank	0317023 / 7351836705	25-11-2022	26-11-2024	9,76,209	11,10,771	6.50%	126	21,905
13	Indian Bank	0317024 / 7351836738	25-11-2022	26-11-2024	9,16,996	10,43,396	6.50%	126	20,576
14	Indian Bank	0317139 / 7380393063	27-12-2022	04-07-2024	18,00,000	20,00,146	7.00%	94	32,449
		<b>Total - 1</b>			<b>1,01,00,795</b>	<b>1,16,50,791</b>			<b>4,11,655</b>
15	TPFIDC	0120109028783 / 9028783	15-07-2020	15-07-2023	50,00,000	50,00,000	8.57%	989	Received on 31.03.23
16	TPFIDC	0120109028782 / 9028782	15-07-2020	15-07-2023	50,00,000	50,00,000	8.57%	989	
17	TPFIDC	0120109028781 / 9028781	15-07-2020	15-07-2023	50,00,000	50,00,000	8.57%	989	
18	TPFIDC	0120109028779 / 9028779	15-07-2020	15-07-2023	50,00,000	50,00,000	8.57%	989	
19	TPFIDC	0120109028785 / 9028785	15-07-2020	15-07-2023	40,00,000	40,00,000	8.57%	989	
		<b>Total - 2</b>			<b>2,40,00,000</b>	<b>2,40,00,000</b>			<b>0</b>
		<b>Total - (1+2)</b>			<b>3,41,00,795</b>	<b>3,56,50,791</b>			<b>4,11,655</b>

FREE WORKING LUNCH SCHEME A/c.No. 7284715447									
S.No	Name of the bank	FDR No	Date of Investment	Date of Maturity	Amount of Investment	Maturity Amount	Rate of Interest	No. of days	Interest up to 31.03.2023
1	Indian Bank	0317272 / 7409927146	24-01-2023	01-08-2024	2,50,000	2,77,851	7.00%	66	3,164
<b>Total</b>					<b>2,50,000</b>	<b>2,77,851</b>			<b>3,164</b>

Research & Consultancy A/c No.6059667020									
S.No	Name of the bank	FDR No	Date of Investment	Date of Maturity	Amount of Investment	Maturity Amount	Rate of Interest	No. of days	Interest up to 31.03.2023
1	Indian Bank	0947660/6567900672	17-09-2022	17-09-2027	1,05,442	1,39,586	5.65%	195	3,183
2	Indian Bank	0710818/6660483083	03-08-2022	03-08-2023	16,51,719	17,40,156	5.25%	240	57,018
3	Indian Bank	0947625/6564642024	15-09-2022	15-09-2027	17,13,043	22,67,765	5.65%	197	52,238
4	Indian Bank	0443945/6775624548	05-07-2022	05-07-2025	34,86,437	41,19,431	5.60%	269	1,43,890
5	Indian Bank	0947912/6585859235	30-11-2022	30-11-2027	35,55,003	48,59,332	6.30%	121	74,246
6	Indian Bank	0317141 / 7380394748	27-12-2022	04-07-2024	26,00,000	28,89,099	7.00%	94	46,871
7	TPFIDC	0120200870282 / 0870282	07-10-2021	07-10-2026	40,00,000	59,43,790	8%	540	4,73,425
<b>Total</b>					<b>1,71,11,644</b>	<b>2,19,59,159</b>			<b>8,50,871</b>

Student Fund A/c-7255781980									
No.	Name of the bank	FDR No	Date of Investment	Date of Maturity	Amount of Investment	Maturity Amount	Rate of Interest	No. of days	Interest up to 31-03-2023
1	Indian Bank	0317333/7425981025	10-02-2023	21-05-2023	40,00,000	40,38,356	3.50%	49	18,795
2	Indian Bank	0317334/ 7425981660	10-02-2023	20-06-2023	40,00,000	40,54,849	3.85%	49	20,674
3	Indian Bank	0317338/7427398529	13-02-2023	23-07-2023	40,00,000	40,67,507	3.85%	46	19,408
4	Indian Bank	0317339/7427398620	13-02-2023	22-08-2023	40,00,000	40,95,045	4.50%	46	22,685
5	Indian Bank	0317336/7427407772	13-02-2023	21-09-2023	40,00,000	41,10,174	4.50%	46	22,685
6	Indian Bank	0317337/7427409098	13-02-2023	21-10-2023	40,00,000	41,25,304	4.50%	46	22,685
7	Indian Bank	0317340/7427496479	14-02-2023	21-11-2023	40,00,000	41,47,974	4.75%	45	23,425
8	Indian Bank	0317341/7427497031	14-02-2023	21-12-2023	40,00,000	41,64,153	4.75%	45	23,425
9	Indian Bank	0317342/7427528254	14-02-2023	20-01-2024	40,00,000	41,80,333	4.75%	45	23,425
10	Indian Bank	0317343/7427528254	14-02-2023	19-02-2024	40,00,000	42,61,691	6.30%	45	31,068
11	Indian Bank	0317353/7429906553	16-02-2023	22-03-2024	50,00,000	53,54,674	6.30%	43	37,110
12	Indian Bank	0317354/7429907137	16-02-2023	01-05-2024	50,00,000	53,91,421	6.30%	43	37,110
<b>Total</b>					<b>5,00,00,000</b>				<b>3,02,495</b>

## Deposit and Advance A/c

S.No	Name of the bank	FDR No	Date of Investment	Date of Maturity	Amount of Investment	Maturity Amount	Rate of Interest	No. of days	Interest up to 31.03.2023
1	Indian Bank	0918458/7197549329	25-04-2022	26-04-2023	30,50,000	32,07,410	5.05%	340	1,43,475
2	Indian Bank	0918482/7215941229	25-05-2022	26-05-2023	30,45,000	32,02,152	5.05%	310	1,30,601
3	Indian Bank	0918602/7242614981	01-07-2022	02-07-2023	32,00,000	33,70,153	5.20%	273	1,24,458
				<b>Total</b>	<b>92,95,000</b>	<b>97,79,715</b>		<b>45016</b>	<b>3,98,534</b>
		<b>Total for Designated Fund</b>			<b>7,66,56,644</b>				

## SELF FINANCE

S.No	Name of the bank	FDR No	Date of Investment	Date of Maturity	Amount of Investment	Maturity Amount	Rate of Interest	No. of days	Interest up to 31.03.2023
1	Indian Bank	0825018 6785764731	30-07-2019	30-07-2024	14,07,578	19,81,648	6.90%	1340	3,56,561
2	Indian Bank	0825196 / 6807783366	20-09-2019	20-09-2024	22,91,000	31,31,567	6.30%	1288	5,09,318
3	Indian Bank	0918682 / 7260536088	28-07-2022	29-07-2023	65,00,000	68,59,187	5.40%	246	2,36,564
4	Indian Bank	0918804 / 7298274674	21-09-2022	23-05-2024	17,89,963	19,80,755	6.10%	191	57,137
				<b>Total</b>	<b>1,19,88,541</b>	<b>1,39,53,157</b>			<b>11,59,580</b>

## Examination Self-Finance a/c

S.No	Name of the bank	FDR No	Date of Investment	Date of Maturity	Amount of Investment	Maturity Amount	Rate of Interest	No. of days	Interest up to 31.03.2023
1	Indian Bank	0317052/7358952351	03-12-2022	14-12-2023	40,00,000	42,58,751	6.30%	118	81,468
2	Indian Bank	0317118/7377326070	22-12-2022	29-06-2024	50,00,000	55,55,960	7.00%	99	94,932
3	Indian Bank	0317119/7377327325	22-12-2022	29-06-2024	50,00,000	55,55,960	7.00%	99	94,932
4	Indian Bank	0317120/7377327971	22-12-2022	29-06-2024	50,00,000	55,55,960	7.00%	99	94,932
5	Indian Bank	0317151/7385835373	30-12-2022	07-07-2024	50,00,000	55,55,960	7.00%	91	87,260
6	Indian Bank	0317152/7385836922	30-12-2022	07-07-2024	50,00,000	55,55,960	7.00%	91	87,260
7	Indian Bank	0317330/7425475869	10-02-2023	18-08-2024	50,00,000	55,55,960	7.00%	49	46,986
8	Indian Bank	0918391/7187163063	31-03-2022	01.04.2023	15,00,000	15,76,634	5.00%	365	75,000
9	Indian Bank	0918880/7317873046	17-10-2022	17-11-2023	75,00,000	79,58,087	5.50%	165	1,86,473
10	Indian Bank	0918895/7323509589	28-10-2022	28.06.2024	30,00,000	33,19,220	6.10%	154	77,211
11	Indian Bank	0918908/7325179932	29-10-2022	29-07-2023	45,00,000	46,62,224	4.75%	153	89,599
12	Indian Bank	0918911/7325936520	31-10-2022	30-04-2023	30,00,000	30,67,880	4.50%	151	55,849
13	Indian Bank	0918912/7325937557	31-10-2022	30-04-2023	30,00,000	30,67,880	4.50%	151	55,849
14	Indian Bank	0918947/7331441177	05-11-2022	21-5-2023	30,00,000	30,73,931	4.50%	146	54,000
15	Indian Bank	0918999/7344749298	18-11-2022	19-11-2023	30,00,000	31,94,063	6.30%	133	68,868
16	Indian Bank	0317287/7413915986	30-01-2023	07-08-2024	30,00,000	33,34,215	7.00%	60	34,521
17	Indian Bank	0317309/7416902837	01-02-2023	09-08-2024	70,00,000	77,79,834	7.00%	58	77,863
18	Indian Bank	0317331/7425476997	10-02-2023	18-08-2024	50,00,000	55,57,025	7.00%	49	46,986
				<b>Total</b>	<b>7,75,00,000</b>	<b>8,41,85,504</b>			<b>14,09,989</b>



Conference & Seminar/Workshop A/c No.6010310202									31-03-2023
S.No	Name of the bank	FDR No	Date of Investment	Date of Maturity	Amount of Investment	Maturity Amount	Rate of Interest	No. of days	Interest up to 31.03.2023
1	Indian Bank	0918498/7221140163	02-06-2022	03-06-2023	2,10,000	2,21,166	5.20%	302	9,035
2	Indian Bank	<b>0918511/7225860165</b>	<b>09-06-2022</b>	<b>10-06-2023</b>	2,65,000	2,79,091	5.20%	295	11,137
<b>Total</b>					<b>4,75,000</b>	<b>5,00,257</b>			<b>20,172</b>

ATNT A/c No.768940247									31-03-2023
S.No	Name of the bank	FDR No	Date of Investment	Date of Maturity	Amount of Investment	Maturity Amount	Rate of Interest	No. of days	Interest up to 31.03.2023
1	Indian Bank	0317130/7378767862	23-12-2022	30-06-2024	8,00,000	8,88,954	7.00%	98	15,036
<b>Total</b>					<b>8,00,000</b>	<b>8,88,954</b>			<b>15,036</b>

PIHEAD A/C.No. 710615270									31-03-2023
S.No	Name of the bank	FDR No	Date of Investment	Date of Maturity	Amount of Investment	Maturity Amount	Rate of Interest	No. of days	Interest up to 31.03.2023
1	Indian Bank	0443944/ 6775625393	05-07-2022	05-07-2025	44,10,917	52,11,759	5.60%	269	1,82,044
2	Indian Bank	0825607/ 6854522386	29-01-2023	29-01-2024	10,47,713	11,13,100	6.10%	61	10,681
3	TNFIDC	0870285 / 0120200870285	18-10-2021	18-10-2026	35,00,000	52,00,816	8.00%	529	4,05,808
4	TNFIDC	0870286 / 0120200870286	18-10-2021	18-10-2026	50,00,000	74,29,737	8.00%	529	5,79,726
<b>Total</b>					<b>1,39,58,630</b>	<b>1,89,55,412</b>			<b>11,78,259</b>
<b>Total for Self Finance accounts</b>					<b>10,47,22,171</b>				<b>37,83,036</b>

SCHOOL OF ENGINEERING									
S.No	Name of the bank	FDR No	Date of Investment	Date of Maturity	Amount of Investment	Maturity Amount	Rate of Interest	No. of days	Interest up to 31.03.2023
1	Canara Bank	1205401000896/4/286273	22-05-2019	25-09-2029	1,02,67,811	1,86,25,995	6.00%	1409	23,78,194
2	Indian Bank	0317122/7378671242	23-12-2022	30-06-2024	50,00,000	55,55,960	7.00%	98	93,973
3	Indian Bank	0317123/7378671763	23-12-2022	30-06-2024	50,00,000	55,55,960	7.00%	98	93,973
4	Indian Bank	0317124/7378675951	23-12-2022	30-06-2024	45,00,000	50,00,364	7.00%	98	84,575
5	Indian Bank	0317125/7378676035	23-12-2022	30-06-2024	45,00,000	50,00,364	7.00%	98	84,575
6	Indian Bank	0317131/7379553545	26-12-2022	03-07-2024	50,00,000	55,55,960	7.00%	95	91,096
7	Indian Bank	0317132/7379554196	26-12-2022	03-07-2024	50,00,000	55,55,960	7.00%	95	91,096
8	Indian Bank	0317133/7379554797	26-12-2022	03-07-2024	45,00,000	50,00,364	7.00%	95	81,986
9	Indian Bank	0317134/7379555576	26-12-2022	03-07-2024	45,00,000	50,00,364	7.00%	95	81,986
10	Indian Bank	0317137/7380397625	27-12-2022	04-07-2024	35,00,000	38,89,172	7.00%	94	63,096
11	Indian Bank	0317172/7391734365	04-01-2023	12-07-2024	50,00,000	55,57,025	7.00%	86	82,466
12	Indian Bank	0317173/7391736077	04-01-2023	12-07-2024	50,00,000	55,57,025	7.00%	86	82,466
13	Indian Bank	0317174/7391736612	04-01-2023	12-07-2024	50,00,000	55,57,025	7.00%	86	82,466
14	Indian Bank	0317175/7392049630	05-01-2023	13-07-2024	50,00,000	55,57,025	7.00%	85	81,507
15	Indian Bank	0317176/7392050599	05-01-2023	13-07-2024	50,00,000	55,57,025	7.00%	85	81,507
16	Indian Bank	0317236/7405141147	19-01-2023	27-07-2024	50,00,000	55,57,025	7.00%	71	68,082
17	Indian Bank	0317237/7405140438	19-01-2023	27-07-2024	50,00,000	55,57,025	7.00%	71	68,082
18	Indian Bank	0317238/7405139148	19-01-2023	27-07-2024	50,00,000	55,57,025	7.00%	71	68,082
19	Indian Bank	0317239/7405138372	19-01-2023	27-07-2024	40,00,000	44,45,620	7.00%	71	54,466
20	Indian Bank	0317246/7406056747	20-01-2023	28-07-2024	50,00,000	55,57,025	7.00%	70	67,123
21	Indian Bank	0317247/7406057402	20-01-2023	28-07-2024	50,00,000	55,57,025	7.00%	70	67,123
22	Indian Bank	0317248/7406058508	20-01-2023	28-07-2024	50,00,000	55,57,025	7.00%	70	67,123
23	Indian Bank	0317249/7406058881	20-01-2023	28-07-2024	40,00,000	44,45,620	7.00%	70	53,699
24	Indian Bank	0317256/7407100298	21-01-2023	29-07-2024	50,00,000	55,57,025	7.00%	69	66,164
25	Indian Bank	0317257/7407102036	21-01-2023	29-07-2024	50,00,000	55,57,025	7.00%	69	66,164
26	Indian Bank	0317258/7407103630	21-01-2023	29-07-2024	50,00,000	55,57,025	7.00%	69	66,164
27	Indian Bank	0317259/7407112272	21-01-2023	29-07-2024	40,00,000	44,45,620	7.00%	69	52,932
28	Indian Bank	0317261/7407780443	23-01-2023	31-07-2024	30,00,000	3,33,46,215	7.00%	67	38,548
29	Indian Bank	0317328/7424938127	09-02-2023	30-05-2023	50,00,000	50,52,740	3.50%	50	23,973
30	Indian Bank	0317329/7424939357	09-02-2023	17-08-2024	50,00,000	55,57,025	7.00%	50	47,945
31	Indian Bank	09118903/7324718593	29-10-2022	30-06-2024	50,00,000	55,32,034	6.10%	153	1,27,849
32	Indian Bank	0918415/7194143435	18-04-2022	19-04-2023	50,00,000	58,52,049	5.05%	347	2,40,048
33	Indian Bank	0918539/7230174098	16-06-2022	16-07-2024	50,00,000	52,87,617	5.20%	288	2,05,151
34	Indian Bank	0918540/7230175648	16-06-2022	16-07-2024	50,00,000	52,87,617	5.20%	288	2,05,151
35	Indian Bank	0918541/7230182667	16-06-2022	16-07-2024	45,00,000	47,58,855	5.20%	288	1,84,636
36	Indian Bank	0918542/7230183105	16-06-2022	16-07-2024	45,00,000	47,58,855	5.20%	288	1,84,636
37	Indian Bank	0918543/7231176120	16-06-2022	18-06-2023	50,00,000	52,65,864	5.20%	288	2,05,151
38	Indian Bank	0918544/7231504200	17-06-2022	18-06-2023	50,00,000	52,65,864	5.20%	287	2,04,438
39	Indian Bank	0918545/7232280164	18-06-2022	18-07-2023	50,00,000	52,57,617	5.20%	286	2,03,726
40	Indian Bank	0918546/7232281431	18-06-2022	18-07-2023	50,00,000	52,57,617	5.20%	286	2,03,726
41	Indian Bank	0918547/7232281522	18-06-2022	18-07-2023	45,00,000	47,58,855	5.20%	286	1,83,353
42	Indian Bank	0918586/7244456602	04-07-2022	04-08-2023	50,00,000	52,99,712	5.40%	270	1,99,726
43	Indian Bank	0918587/7244457492	04-07-2022	04-08-2023	50,00,000	52,99,712	5.40%	270	1,99,726
44	Indian Bank	0918588/7244458598	04-07-2022	04-08-2023	45,00,000	47,69,741	5.40%	270	1,79,753
45	Indian Bank	0918589/7244458735	04-07-2022	04-08-2023	45,00,000	47,69,741	5.40%	270	1,79,753
46	Indian Bank	0918593/7244973039	05-07-2022	05-08-2023	50,00,000	52,99,712	5.40%	269	1,98,986
47	Indian Bank	0918594/7244973120	05-07-2022	05-08-2023	50,00,000	52,99,712	5.40%	269	1,98,986
48	Indian Bank	0918599/7246138701	06-07-2022	06-08-2023	45,00,000	47,69,741	5.40%	268	1,78,422
49	Indian Bank	0918600/7248139802	06-07-2022	06-08-2023	45,00,000	47,69,741	5.40%	268	1,78,422
50	Indian Bank	0918603/7243274588	02-07-2022	03-07-2023	50,00,000	52,65,864	5.20%	272	1,93,753

51	Indian Bank	0918641/7252697671	16-07-2022	16-03-2024	50,00,000	54,67,019	5.40%	258	1,90,849
52	Indian Bank	0918642/7252700606	16-07-2022	16-03-2024	50,00,000	54,67,019	5.40%	258	1,90,849
53	Indian Bank	0918643/7252756219	16-07-2022	16-03-2024	50,00,000	54,67,019	5.40%	258	1,90,849
54	Indian Bank	0918644/7253053373	16-07-2022	16-03-2024	49,90,000	54,56,085	5.40%	258	1,90,468
55	Indian Bank	0918650/7254559876	19-07-2022	19-05-2024	50,00,000	55,16,448	5.40%	255	1,88,630
56	Indian Bank	0918651/7254562028	19-07-2022	19-05-2024	50,00,000	55,16,448	5.40%	255	1,88,630
57	Indian Bank	O 0918652/7254562084	19-07-2022	19-05-2024	50,00,000	55,16,448	5.40%	255	1,88,630
58	Indian Bank	0918653/7254207857	18-07-2022	18-04-2024	50,00,000	54,92,073	5.40%	256	1,89,370
59	Indian Bank	0918654/7254207358	18-07-2022	18-04-2024	50,00,000	54,92,073	5.40%	256	1,89,370
60	Indian Bank	0918658/7255150046	20-07-2022	20-05-2024	50,00,000	55,16,448	5.40%	254	1,87,890
61	Indian Bank	0918659/7249623104	12-07-2022	12-08-2023	50,00,000	52,99,712	5.40%	262	1,93,808
62	Indian Bank	0918660/7256471740	21-07-2022	21-08-2023	10,00,000	10,59,942	5.40%	253	37,430
63	Indian Bank	0918661/7256603712	13-07-2022	13-09-2023	50,00,000	53,23,907	5.40%	261	1,93,068
64	Indian Bank	0918662/7256604206	13-07-2022	13-09-2023	50,00,000	53,23,907	5.40%	261	1,93,068
65	Indian Bank	0918666/7257242539	14-07-2022	14-10-2023	50,00,000	53,43,736	5.40%	260	1,92,329
66	Indian Bank	0918667/7257247809	14-07-2022	14-10-2023	50,00,000	53,46,736	5.40%	260	1,92,329
67	Indian Bank	0918668/7257282016	14-07-2022	14-10-2023	50,00,000	53,46,736	5.40%	260	1,92,329
68	Indian Bank	0918669/7257282094	14-07-2022	14-10-2023	49,90,000	53,36,043	5.40%	260	1,91,944
69	Indian Bank	0918673/7258239716	15-07-2022	15-01-2024	49,90,000	54,08,079	5.40%	259	1,91,206
70	Indian Bank	0918728/7271315750	16-08-2022	16-01-2024	3,10,370	3,34,889	5.40%	227	10,423
71	Indian Bank	0918799/7208268539	19-09-2022	21-05-2024	2,60,000	2,87,713	6.10%	193	8,386
72	Indian Bank	0918864/7313699139	12-10-2022	13-06-2024	85,000	94,045	6.10%	170	2,415
73	Indian Bank	0918901/7324286775	28-10-2022	29-10-2023	2,00,00,000	2,13,67,428	6.65%	154	5,61,151
74	Indian Bank	0918902/7324288693	28-10-2022	29-10-2023	2,00,00,000	2,13,67,428	6.65%	154	5,61,151
75	Indian Bank	0918904/7324719461	02-10-2022	30-06-2024	50,00,000	55,32,034	6.10%	180	1,50,411
76	Indian Bank	1317327/7424932975	09-02-2023	17-08-2024	50,00,000	55,57,025	7.00%	50	47,945
77	Indian Bank	0918548/7232282106	18-06-2022	18-07-2023	45,00,000	47,58,855	5.20%	286	1,83,353
				<b>Total</b>	<b>38,93,93,181</b>				<b>1,32,84,305</b>

## SELF FINANCE EMPLOYEES GRATUITY FUND

S.No	Name of the bank	FDR No	Date of Investment	Date of Maturity	Amount of Investment	Maturity Amount	Rate of Interest	No. of days	Interest up to 31.03.2023
1	TNPFC	9035762/0120109035762	13.08.2020	13.08.2025	90,00,000	90,00,000	8.57%		Received up to 31.03.2023
2	TNPFC	9035760/0120109035760	13.08.2020	13.08.2025	80,00,000	80,00,000	8.57%		
3	TNPFC	9035757/0120109035757	13.08.2020	13.08.2025	80,00,000	80,00,000	8.57%		
				<b>Total</b>	<b>2,50,00,000</b>	<b>2,50,00,000</b>			-

**Total for Engineering 41,43,93,181**

## PROJECTS - DST CURIE

S.No	Name of the bank	FDR No	Date of Investment	Date of Maturity	Amount of Investment	Maturity Amount	Rate of Interest	No. of days	Interest up to 31.03.2023
1	Indian Bank	0180340/6957556319	11-12-2022	12-12-2023	1,54,299	1,64,280	6.30%	110	2,930
				<b>Total</b>	<b>1,54,299</b>	<b>1,64,280</b>		<b>110</b>	<b>2,930</b>

## PROGRAMMES AND SCHEMES

S.No	Name of the bank	FDR No	Date of Investment	Date of Maturity	Amount of Investment	Maturity Amount	Rate of Interest	No. of days	Interest up to 31.03.2023
1	Indian Bank	7437034159 / 0317385	24-02-2023	01-09-2024	14,00,000	15,55,967	7.00%	35	9,397
2	Indian Bank	7254264645 / 0918649	19-07-2022	20-07-2023	17,15,000	17,12,933	5.40%	255	64,700
				<b>Total</b>	<b>31,15,000</b>	<b>32,68,900</b>			<b>74,097</b>

**TOTAL FOR PROJECTS**

**32,69,299**

**Grand Total for Sch.5**

**68,64,37,183**

## SCHEDULE 7 - CURRENT ASSETS

(Amount in Rs.)

	Particular	Non-Plan	Corpus Fund	General Fund	Endowment	Desig Fund	Projects	Scholarship	Self Finance	Engineering	2022-23	2021-22
<b>1. Stock:</b>												
a)	Stores and Spares											
b)	Loose Tools											
c)	Publications											
d)	Laboratory Chemicals, Consumables and Glass ware											
e)	Building Material											
f)	Electrical Mateial											
g)	Stationery											
h)	Water supply Material											
<b>2. Sundry Debtors:</b>												
a)	Debts Outstanding for a Period Exceeding Six Months											
b)	Others											
<b>3. Cash and Bank Balances:</b>												
a)	<b>With Scheduled Banks:</b>											
	- In Savings Accounts	7,63,55,530	2,51,603	13,58,869	21,30,398	4,36,01,808	1,86,27,823	8,76,527	4,51,83,581	1,38,90,684	20,22,76,823	53,15,42,042
b)	<b>With Non Scheduled Banks:</b>											
<b>4. Post Office Savings Accounts</b>												
	<b>Total</b>	<b>7,63,55,530</b>	<b>2,51,603</b>	<b>13,58,869</b>	<b>21,30,398</b>	<b>4,36,01,808</b>	<b>1,86,27,823</b>	<b>8,76,527</b>	<b>4,51,83,581</b>	<b>1,38,90,684</b>	<b>20,22,76,823</b>	<b>53,15,42,042</b>

**Schedule 7 A (Annexure - A- Bank Balances)**  
**Bank Balances Accounts as on 31.03.2023 as per Cash Book**

<b>Amount in Rupees</b>					
<b>S.No.</b>	<b>Account</b>	<b>Bank Name</b>	<b>Account No</b>	<b>Balance</b>	<b>Total Balance</b>
<b>Non Plan</b>					
1	Non Plan	Indian Bank	6025905099	9,07,320	
2	Non-Plan fee	Indian Bank	998534811	6,52,52,914	
3	NP PFMS Account	Indian Bank	6753374103	69,76,646	
4	TN Maintenance Grant	Indian Bank	6806280206	-	
5	RBI TSA	RBI	10671301083	-	
6	XII Plan /GDA	Indian Bank	6059679932	32,18,650	
	<b>Total</b>			<b>7,63,55,530</b>	<b>7,63,55,530</b>
7	Corpus Fund	Indian Bank	914689468	2,51,603	<b>2,51,603</b>
<b>General Fund</b>					
8	General Fund	Indian Bank	474664462	11,58,292	
9	General Fund	Indian Bank	6911288445	2,00,577	
	<b>Total</b>			<b>13,58,869</b>	<b>13,58,869</b>
10	Endowment Fund	Indian Bank	474664484	<b>21,30,398</b>	<b>21,30,398</b>
11	Scholarship Fund	Indian Bank	835702320	8,22,193	
12	Scholarship Fund	Indian Bank	6753374806	248	
13	Scholarship Fund	Indian Bank	6718871211	54,086	
				<b>8,76,527</b>	<b>8,76,527</b>
<b>Designated Fund</b>					
14	Online Account	Indian Bank	6543956204	674837	
15	Misc fee Receipts online	Indian Bank	6806281391	3	
16	Alumni Fee Account	Indian Bank	6911290408	1022596	
17	HBA Revolving Fund	Indian Bank	474664734	0	
18	Avinashilingam Free working lunch scheme	Indian Bank	7284715447	174704	
19	Research & Consultancy	Indian Bank	6059667020	1318703	
20	Examination Genral Fund	Indian Bank	474664473	6683929	
21	Students Deposit Account	Indian Bank	7255769361	10381862	
22	Students Fund Account	Indian Bank	7255781980	8064292	
23	Deposit & Advance	Indian Bank	915851476	15280882	
	<b>Total for Designated Fund</b>			<b>4,36,01,808</b>	<b>4,36,01,808</b>

**Schedule 7 A (Annexure - A- Bank Balances)**  
**Bank Balances Accounts as on 31.03.2023 as per Cash Book**

<b>Amount in Rupees</b>					
<b>S.No.</b>	<b>Account</b>	<b>Bank Name</b>	<b>Account No</b>	<b>Balance</b>	<b>Total Balance</b>
	<b>Self Finance</b>				
24	Self Finance	Indian Bank	474664847	3,66,94,373	
25	Examination Self Finance	Indian Bank	896772512	44,91,014	
26	Conference / seminar/ Workshop-SF	Indian Bank	6010310202	34,34,757	
27	ATNT	Indian Bank	768940247	34,826	
28	NAIP - National Agricultural Innovation	Indian Bank	839969335	29,100	
29	PIHEAD	Indian Bank	710615270	4,99,511	
	<b>Total</b>			<b>4,51,83,581</b>	<b>4,51,83,581</b>
	<b>Engineering</b>				
30	School of Engineering Account	Indian Bank	474664643	56,19,680	
31	Engineering-Net Banking A/c	Indian Bank	6006379135	14,11,527	
32	Engg- SF Emp. Gratuity fund	Indian Bank	691616678	49,347	
33	Engg-SF Employees Gratuity Fund a/c	Indian Bank	6780362286	68,10,130	
	<b>Total</b>			<b>1,38,90,684</b>	<b>1,38,90,684</b>
	<b>PROJECTS</b>				
	<b>UGC PROJECTS</b>				
34	UGC Projects	Indian Bank	474664495	57,92,238	
35	UGC Projects-M Sc counselling	Indian Bank	996099573	64,567	
36	UGC PARAMARSH	Indian Bank	6780361667	31,711	
37	UGC - Cyber Security	Indian Bank	6753363770	1,099	
38	UGC - Early Childhood Care and Education	Indian Bank	6725307855	436	
39	UGC - E Assessment	Indian Bank	6725307786	2,93,157	
40	UGC - School Counselling	Indian Bank	6718871062	2,287	
41	UGC - Supply Chain Management	Indian Bank	6753373325	201	
42	STRIDE-788	Indian Bank	6806279788	3,646	
	<b>Total for UGC Projects</b>			<b>61,89,342</b>	
	<b>DST</b>				
43	DST CURIE	Indian Bank	849927031	1,88,527	
44	Multimodal Approaches in Teaching	Indian Bank	474664698	2,071	
45	DST Curie II Phase - Core Research Grant for AI	Indian Bank	6841554652	2,87,827	
46	DST Curie II Phase - Core Research Grant for AI	Bank of Maharashtra	60423567176	7,23,203	
	<b>Total for DST</b>			<b>12,01,628</b>	

**Schedule 7 A (Annexure - A- Bank Balances)**  
**Bank Balances Accounts as on 31.03.2023 as per Cash Book**

					<b>Amount in Rupees</b>	
<b>S.No.</b>	<b>Account</b>	<b>Bank Name</b>	<b>Account No</b>	<b>Balance</b>	<b>Total Balance</b>	
	<b>Programmes &amp; Schemes</b>					
47	Programmes and Schemes	Indian Bank	917248759	<b>60,22,750</b>		
	<b>ICSSR Project</b>					
48	Development of assessible website	Indian Bank	6780359830	1,82,813		
49	Access and Utilization of PM Fasal Bima	Indian Bank	6753373777	9,585		
50	Assessment of Social Emotional Learning Skills	Indian Bank	6753374261	-		
51	Impact of MRP Women Empowerment	Indian Bank	6753374261	2,93,910		
52	Impact Water Polution on Welfare Loss of Farm	Indian Bank	6753374635	1,827		
53	Instituting Women Startups Promoting Incubators	Indian Bank	6779964841	3,684		
54	Socio Cultural of Explorative Study & Desigining product	Indian Bank	6806275229	3,29,225		
	<b>Total for ICSSR Project</b>			<b>8,21,044</b>		
	<b>SERB</b>					
55	SERB - Technology Develpoment for the Support	Indian Bank	6717297880	19,895		
56	SERB - Edibile Bio based food packing	Indian Bank	6718870397	6,347		
	<b>Total for SERB Project</b>			<b>26,242</b>		
57	<b>CMPDI-Ultrasonic Washing for Desupherising of Coal</b>	Indian Bank	6841476944	<b>17,87,611</b>		
	<b>Engineering Projects</b>					
58	Engg- Skill Development Programme	Indian Bank	6966657125	35,339		
59	Engg - Projects & Schemes	Indian Bank	959887503	11,37,246		
60	Engg- Short Term Training Programme	Indian Bank	6780363494	21,500		
	<b>Total for Engineering Projects</b>			<b>11,94,085</b>		
	<b>NSS</b>					
61	NSS - ETI	Indian Bank	954199157	8,935		
62	NSS - Regular A/c	Indian Bank	474664542	10,33,148		
63	NSS - Regular A/c	SBI	41543372318	-		
64	NSS - Special Camp A/c	Indian Bank	474664553	2,14,754		
65	NSS - Corpus Fund	Indian Bank	474664916	1,28,284		
	<b>Total For NSS</b>			<b>13,85,121</b>		
	<b>Total for Projects</b>			<b>1,86,27,823</b>	<b>1,86,27,823</b>	
	<b>Grand Total for Schedule 7</b>				<b>20,22,76,823</b>	
66	Provident Fund	Indian Bank	474664519	10,13,340		
67	Provident Fund	SBI	10693414622	14,84,66,606		
	<b>Total</b>			<b>14,94,79,946</b>		
68	New Pension Contribution Scheme	Indian Bank	474653483	2,10,627		
	<b>Grand Total</b>				<b>35,19,67,396</b>	

## SCHEDULE 8 - LOANS, ADVANCES &amp; DEPOSITS

(Amount in Rs.)

	Particulars	Non-Plan	Corpus Fund	General Fund	Endowment	Desig Fund	Projects	Self Finance	Engineering	2022-23	2021-22
<b>1</b>	<b>Advances to Employees : (Non-Interest bearing)</b>									-	-
	a) Salary					-				-	-
	b) Festival					-				-	-
	c) General/LTC Advances/Imprest					-				-	-
	d) General Advances					3,11,872		34,79,577	2,15,198	40,06,647	18,25,402
<b>2</b>	<b>Long Term Advances to Employees : (Interest)</b>					-				-	-
	a) Vehicle Loan					-				-	-
	b) Home Loan					-				-	-
	c) Other Advances	1,47,106	-			-	2,20,842			3,67,948	6,14,033
<b>3</b>	<b>Advances and other amounts recoverable in cash or in kind or for value to be received:</b>									-	-
	a) On Capital Account					-				-	-
	b) Deposits with others					20,000				20,000	-
	c) General Advances					-				-	-
<b>4</b>	<b>Prepaid Expenses</b>									-	-
	a) Insurance (Pre-paid)					-				-	12,99,419
	b) Other Expenses					-				-	85,67,694
<b>5</b>	<b>Deposits</b>									-	-
	a) Telephone	2,000				-				2,000	2,000
	b) TWAD					-				-	-
	c) Electricity					-				-	-
	d) AICTE, if applicable					-				-	-
	e) Others (to be specified)-			4,93,930		-	4,840		3,94,277	8,93,047	9,01,547
	Gas Connection Deposit					-		4,100	16,100	20,200	4,100
	Deposit for Internet					-		-		-	-
	Deposit with Local Planning Authority							20,24,000	68,45,000	88,69,000	68,45,000
<b>6</b>	<b>Interest Accrued:</b>									-	-
	a) On Investments		18,19,401	5,43,916	4,11,655	15,55,064	77,027	37,83,036	1,32,84,305	2,14,74,404	1,77,98,743
	b) On Investments on borrowed Fund					-				-	-
	c) On Loans and Advances					-				-	-
	d) Others (includes income due unrealized)					-				-	-
<b>7</b>	<b>Other - Current assets receivable from UGC/sponsored projects</b>									-	-
	a) Debit balance in Plan, Schemes and Plan GDA (Sch.10) and Non Plan					-				-	-
	b) Debit balances in Sponsored Projects (Sch.3(a) Dr.)					-	71,75,232			71,75,232	67,77,563
	c) Debit balances in Sponsored Fellowships & Scholarships (Sch.3(b) Dr.)					-				-	-
	d) Grant Receivable from UGC	9,74,97,818				-				9,74,97,818	11,08,97,856
	e) Other Receivables:									-	-
	Tuition fee receivable from students	65,42,753	-			-		1,04,63,415	10,77,100	1,80,83,268	2,82,31,160
	Tuition fees receivable from TN Govt.	20,20,810				-				20,20,810	17,67,100
	SC Scholarship receivable from TN Govt					-				-	-
	Excess of Non salary expenditure c/f to	32,17,973				-				32,17,973	-
	Tamilnadu Maintenance Grant receivable	1,49,10,000				-				1,49,10,000	63,90,000
	Inter Unit Accounts Receivables	42,13,457	73,98,329	4,18,92,371	-	8,99,98,404	6,65,655	80,91,977	2,50,14,588	17,72,74,781	10,41,78,262
	TDS/TCS receivable from ITO	2,922	1,54,603	5,489	1,49,264	2,94,803	1,68,003	9,01,364	25,70,235	42,46,683	35,54,105
	Gratuity annuity fund	-	-			-			3,17,00,000	3,17,00,000	3,05,52,435
	Electricity chrges & Hostel rent receivable					-				-	-
	<b>TOTAL</b>	<b>12,85,54,839</b>	<b>93,72,333</b>	<b>4,29,35,706</b>	<b>5,60,919</b>	<b>9,21,80,143</b>	<b>83,11,599</b>	<b>2,87,47,469</b>	<b>8,11,16,803</b>	<b>39,17,79,811</b>	<b>33,02,06,419</b>



**SCHEDULE 8 A - Loans, Advances & Deposits (Designated Fund)**

	Particulars	HBA	Avi. Free Working Lunch	Alum.ni Fee account	R&C	Exam.Fund	Students Deposit Account	Students Fund Account	Dep.& Adv.	Online a/c	Amount in Rupees	
											2022-23	2021-22
<b>1</b>	<b>Advances to Employees : (Non-Interest bearing)</b>										0	-
a)	Salary										0	-
b)	Festival										0	-
c)	General/LTC Advances/Imprest										0	-
d)	General Advances	-	-	-	2,000	8,000	-	1,79,000	1,22,872	-	3,11,872	5,03,826
<b>2</b>	<b>Long Term Advances to Employees : (Interest bearing)</b>										0	-
a)	Vehicle Loan										0	-
b)	Home Loan										0	-
c)	Other Advances										0	-
<b>3</b>	<b>Advances and other amounts recoverable in cash or in kind or for value to be received:</b>										0	-
a)	On Capital Account										0	-
b)	Deposits with others	-	-	-	-	2,000	-	-	18,000	-	20,000	-
c)	General Advances- Imprest										0	-
<b>4</b>	<b>Prepaid Expenses</b>										0	-
a)	Insurance (Pre-paid)										0	-
b)	Other Expenses										0	-
<b>5</b>	<b>Deposits</b>										0	-
a)	Telephone										0	-
b)	Lease Rent										0	-
c)	Electricity										0	-
d)	AICTE, if applicable										0	-
e)	Others (to be specified)-										0	2,000
	Gas Connection Deposit										0	-
	Deposit for Internet										0	-
<b>6</b>	<b>Interest Accrued:</b>										0	-
a)	On Investments	-	3,164	-	8,50,871	-	-	3,02,495	3,98,534	-	15,55,064	25,92,222
b)	On Investments - Endowment Fund A/c										0	-
c)	On Loans and Advances										0	-
d)	Others (includes income due unrealized)										0	-
<b>7</b>	<b>UGC/sponsored projects</b>										0	-
a)	Debit balance in Plan, Schemes and Plan GDA(Sch.10) and Non Plan										0	-
b)	Debit balances in Sponsored Projects (Sch.3(a) Dr.)										0	-
c)	Debit balances in Sponsored Fellowships & Scholarships (Sch.3(b) Dr.)										0	-
d)	UGC Grant sanctioned but received in next year										0	-
e)	Other Receivables:										0	-
	Tuition fee receivable from students										0	-
	TN Grant sanctioned but receivable next year										0	-
	SC Scholarship receivable from TN Govt										0	-
	Trust Contribution receivable										0	-
	Inter Unit Accounts Receivables	-	-	5,93,450	1,68,125	4,81,01,092	19,29,000	77,52,160	3,14,54,577	-	8,99,98,404	71,88,307
	TDS receivable from ITO	-	-	-	1,95,561	-	-	-	99,242	-	2,94,803	6,62,720
	LIC Annuity Fund for Gratuity										0	-
	Electricity chrges & Hostel rent receivable										0	-
	Excess of Non salary expenditure c/f to next year										0	-
	<b>TOTAL</b>	-	3,164	5,93,450	12,16,557	4,81,11,092	19,29,000	82,33,655	3,20,93,225	-	9,21,80,143	1,09,49,075

**SCHEDULE 9 -ACADEMIC RECEIPTS****(Amount in Rs.)**

<b>S.No</b>	<b>FEES FROM STUDENTS</b>	<b>Non Plan 2022-23</b>	<b>Non Plan 2021-22</b>
<b>A</b>	<b>Academic:</b>		
	Admission ,Registration, Authentication fee	<b>7,03,450</b>	12,03,525
	Annum Fee	<b>13,63,750</b>	17,82,740
	Audio Visial Fee		-
	Convocation Fee		-
	Developmental Fees		-
	Fine & Breakages	<b>11,700</b>	12,890
	ID Card	<b>4,200</b>	-
	Laboratory fee	<b>1,33,31,185</b>	1,27,53,530
	Library fee	<b>97,200</b>	1,77,445
	One Time Fee	<b>6,56,825</b>	8,14,265
	Processing charges	<b>72,175</b>	50,800
	Registration fees	<b>6,550</b>	17,000
	Sale of Application/ prospectus	<b>8,32,750</b>	13,28,486
	Sports fee		-
	Tuition Fees	<b>1,93,11,893</b>	79,88,000
	Tuition fees reimbursed by TN Govt.		-
	<b>Total (A)</b>	<b>3,63,91,678</b>	<b>2,61,28,681</b>
<b>B</b>	<b>Examinations:</b>		
	Examination Fees	<b>1,91,52,893</b>	2,09,38,149
	<b>Total (B)</b>	<b>1,91,52,893</b>	<b>2,09,38,149</b>
<b>C</b>	<b>Other Fees:</b>		
	Special Course Fee	<b>90,46,744</b>	87,60,520
	<b>Total ( C )</b>	<b>90,46,744</b>	<b>87,60,520</b>
<b>D</b>	<b>Sale of Publications:</b>		
	<b>Total (D)</b>	-	
<b>E</b>	<b>Other Academic Receipts (E)</b>		
	Other Academic Receipts	<b>69,133</b>	
	<b>Total (E)</b>	<b>69,133</b>	
	<b>Grand Total</b>	<b>6,46,60,448</b>	<b>5,58,27,350</b>

**SCHEDULE 10 - GRANTS / SUBSIDIES (IRREVOCABLE GRANTS RECEIVED)****(Amount in Rs.)**

	<b>Particulars</b>	<b>Non Plan 2022-23</b>	<b>Non Plan 2021-22</b>
		<b>UGC</b>	<b>UGC</b>
	Balance B/F	<b>(11,08,97,856)</b>	<b>(23,72,05,801)</b>
Add	Receipts during the year - Grant	<b>69,64,58,000</b>	86,10,00,000
Add	Grant received from various funding agencies		
Add	Receipt of Advance Grant		-
	Interest and other income		
Add	Grant sanctioned and receivable after 31.3.2023		-
add	Unspent Grant Transferred from XI Plan		-
	<b>Total</b>	<b>58,55,60,144</b>	<b>62,37,94,199</b>
Less	Refunded to UGC	-	-
	<b>Balance</b>	<b>58,55,60,144</b>	<b>62,37,94,199</b>
Less	Utilised for Capital Expenditure (A)		-
	Balance	<b>58,55,60,144</b>	<b>62,37,94,199</b>
Less	Utilised for Revenue Expenditure Out of Grant	<b>68,30,57,962</b>	73,46,92,055
	<b>Balance C/F (C)</b>	<b>(9,74,97,818)</b>	<b>(11,08,97,856)</b>
	'A' Appears as Addition to Capital Fund as well as Additions to Fixed Assets during the year		
	'B' Appears as Income in the Income & Expenditure Account		
	'C' (i) Appears under Current Liabilities in the Balance Sheet and will become the Opening balance Next Year.		
	(ii) Represented by Bank Balances, Investments and Advances on the Assets side.		

**SCHEDULE 11 -INCOME FROM INVESTMENTS****(Amount in Rs.)**

<b>S.No</b>	<b>Particulars</b>	<b>Non Plan 2022-23</b>	<b>Non Plan 2021-22</b>
1	Interest		-
	a. On Government Securities		-
	b. Other Bonds /Debentures		-
2	Interest on Term Deposits		-
3	Income Accrued but not due on Term Deposits		-
4	Interest on Savings Bank Accounts		-
5	Others (Specify)		-
	<b>Total</b>	-	-

**SCHEDULE 12 - INTEREST EARNED****(Amount in Rs.)**

<b>S.No</b>	<b>Particulars</b>	<b>Non Plan 2022-23</b>	<b>Non Plan 2021-22</b>
1	On Savings Bank Accounts with Sche.Banks	<b>23,31,424</b>	14,49,374
2	On Loans		-
	a. Employees / Staff		-
	b. Others		-
3	On Debtors and Other Receivables		-
	<b>Total</b>	<b>23,31,424</b>	<b>14,49,374</b>

**SCHEDULE 13 -OTHER INCOME****(Amount in Rs.)**

	<b>Particulars</b>	<b>Non Plan 2022-23</b>	<b>Non Plan 2021-22</b>
	Cost of Tender		1,500
	Electricity & Water Charges Recovered		5,55,618
	Gratuity Amount received		-
	Income from Holding Events:		-
	Contribution from Plan Account		88,995
	Income -audit recovery interest on Trust contribution		-
	Institutional charges		-
	Miscellaneous Income	<b>1,02,739</b>	44,58,449
	Profit on sale of fixed assets		6,64,492
	Sale of scrap	<b>77,373</b>	82,401
	Sale of Institute Publications	<b>11,969</b>	-
	Sale of old Papers		2,133
	Patent Income	<b>3,75,000</b>	-
	TN Maintenance Grant	<b>85,20,000</b>	85,20,000
	Trust Contribution	<b>10,00,000</b>	10,00,000
	Vehicle Hire charges received		-
	Water charges collected	<b>42,147</b>	11,556
	Xerox receipts	<b>45,617</b>	25,764
	<b>Total</b>	<b>1,01,74,845</b>	<b>1,54,10,908</b>

**SCHEDULE 14 - PRIOR PERIOD INCOME****(Amount in Rs.)**

	<b>Particulars</b>	<b>Non Plan 2022-23</b>	<b>Non Plan 2021-22</b>
1	Academic Receipts		-
2	Income from Investments		-
3	Prior Period Income - Grant		-
	<b>Total</b>	-	-

**SCHEDULE 15 - STAFF PAYMENTS & BENEFITS (ESTABLISHMENT EXPENSES)****(Amount in Rs.)**

	<b>Particulars</b>	<b>Non Plan 2022-23</b>	<b>Non Plan 2021-22</b>
	<b>Salaries and Wages:</b>		
	Salaries -Teaching staff	<b>39,62,79,374</b>	39,82,11,819
	Salaries - Non Teaching	<b>4,92,29,841</b>	7,25,24,787
	Pension Teaching & Non Teaching	<b>18,23,21,808</b>	15,59,32,825
	Contribution to New Pension Scheme-NPS	<b>2,38,65,161</b>	2,11,53,377
	Contribution to Other Fund (specify)(EPF, ESI)	<b>8,09,898</b>	5,75,495
	Other Allowances		2,21,17,186
	LTC EL Encashment		-
	LTC Expenses	<b>(50,05,165)</b>	-
	Bonus		-
	Children Education Allowance	<b>26,46,000</b>	1,54,000
	Gratuity	<b>1,15,76,818</b>	2,36,53,067
	Commutation	<b>1,40,51,393</b>	4,03,69,499
	EL Encashment	<b>72,82,834</b>	
	<b>Total</b>	<b>68,30,57,962</b>	<b>73,46,92,055</b>

**SCHEDULE 16 - ACADEMIC EXPENSES****(Amount in Rs.)**

	<b>Particulars</b>	<b>Non Plan 2022-23</b>	<b>Non Plan 2021-22</b>
a)	Admission Expenses		-
b)	Binding of Library (Books and Journals)	<b>84,512</b>	36,450
c)	Convocation Expenses		-
d)	Course fee Expenses		-
e)	Examination Exps/ Remuneration to Exams.	<b>1,41,51,635</b>	76,14,113
f)	Expenses on Seminar/Workshops	<b>25,94,039</b>	8,70,356
g)	Field work/Participation in Conferences		-
h)	Guest & Hospitality		-
i)	Laboratory Expenses	<b>22,38,446</b>	14,99,924
j)	Other Academic expenses	<b>1,26,700</b>	1,40,000
	Sports materials	<b>1,59,717</b>	2,76,611
	Periodicals and Journals Expenses	<b>1,01,89,346</b>	19,56,484
	Project Expenses		-
	Publications		-
	Special fee expenses		-
	Student safety Insurance and welfare	<b>7,80,058</b>	1,15,742
	TA/DA for Experts	<b>13,46,609</b>	6,31,618
	ID card expenses		-
	<b>Total</b>	<b>3,16,71,062</b>	<b>1,31,41,298</b>

**SCHEDULE 17 - ADMINISTRATIVE AND GENERAL EXPENSES****(Amount in Rs.)**

	<b>Particulars</b>	<b>Non Plan 2022-23</b>	<b>Non Plan 2021-22</b>
<b>A</b>	<b>Infrastructure</b>		
	Electricity and Power	<b>64,38,316</b>	56,05,385
	Rent, Rates and Taxes (including property tax)		-
<b>B</b>	<b>Communication</b>		-
	Postage	<b>18,063</b>	12,572
	Telephone, Fax and Internet Charges	<b>11,50,886</b>	8,16,916
<b>C</b>	<b>Others</b>		-
	Advertisement and Publicity	<b>9,86,895</b>	17,69,441
	Architech Fee		-
	Auditors Remuneration	<b>4,49,325</b>	7,500
	Ceremonies and Functions	<b>10,89,366</b>	4,39,188
	Consultancy expenses		-
	Contingency	<b>24,95,678</b>	21,48,857
	Contribution		88,995
	Crockeries		-
	Expenses on Chancellor office	<b>12,00,000</b>	12,00,000
	Hospitality	<b>4,27,286</b>	84,296
	ID card expenses	<b>2,21,472</b>	4,23,949
	Legal Fee	<b>50,000</b>	61,800
	LF Audit Remuneration		5,968
	Meetings of Authorities	<b>2,328</b>	-
	Membership Subscription/ Contribution	<b>3,11,840</b>	76,700
	Miscellaneous Expenses	<b>7,231</b>	963
	NAAC Expenses	<b>3,71,510</b>	14,18,322
	NCTE - Expenses		62,708
	NPS Employees Gratuity Expenses		14,59,744
	Patent expenses	<b>11,19,560</b>	5,96,000
	Printing and Stationery (consumption)	<b>18,27,604</b>	11,25,641
	Professional Charges	<b>2,03,043</b>	82,800
	R & D Expenses	<b>24,000</b>	
	Training to staff Expenses	<b>64,900</b>	6,962
	Travelling and Conveyance Expenses	<b>16,37,745</b>	7,54,599
	Video coverage expenses	<b>6,000</b>	57,000
	Loss on sale of Fixed Assets	<b>4,17,153</b>	-
	Water charges	<b>45,062</b>	10,160
	<b>TOTAL</b>	<b>2,05,65,263</b>	<b>1,83,16,466</b>



**SCHEDULE 18 - TRANSPORTATION EXPENSES**

	<b>Particulars</b>	<b>Non Plan 2022-23</b>	<b>Non Plan 2021-22</b>
1	Vehicles (owned by Institution)		
	a) Running Expenses	<b>23,200</b>	19,500
	b) Repairs & Maintenance of Vehicles	<b>6,30,989</b>	1,42,943
	c) Insurance for Vehicles		-
2	Vehicles taken on Rent/Lease		-
	a) Rent/Lease Expenses		-
3	Vehicle (Taxi) Hiring Expenses		-
	<b>Total</b>	<b>6,54,189</b>	<b>1,62,443</b>

**SCHEDULE 19 - REPAIR & MAINTENANCE**

	<b>Particulars</b>	<b>Non Plan 2022-23</b>	<b>Non Plan 2021-22</b>
a)	Buildings	<b>32,29,018</b>	1,50,99,059
b)	Furniture & Fixtures	<b>2,51,734</b>	2,28,197
c)	Plant & Machinery		1,380
d)	Office Equipment	<b>15,39,202</b>	7,98,227
e)	Water service system	<b>1,41,419</b>	1,24,197
f)	Laboratory & Scientific Equipment	<b>11,80,225</b>	15,22,780
g)	Audio Visual Equipment	<b>3,81,480</b>	2,83,496
h)	Cleaning Material & Services	<b>1,476</b>	-
i)	Outsourcing Expenses on Sanitation	<b>73,50,639</b>	29,46,977
j)	Excess expenditure c/f to next year		
k)	AMC Charges- Lifts	<b>6,47,700</b>	1,37,688
l)	AMC Charges for Genset		-
m)	Reduction of Excess expenditure c/f to next year	- <b>32,17,973</b>	-
n)	Computer and Peripherals maintenance	<b>1,04,016</b>	8,77,501
o)	Electrical Equipment	<b>23,90,980</b>	27,14,571
	<b>Total</b>	<b>1,39,99,916</b>	<b>2,47,34,073</b>

**SCHEDULE 20 - FINANCE COSTS**

	<b>Particulars</b>	<b>Non Plan 2022-23</b>	<b>Non Plan 2021-22</b>
a)	Bank Charges	10,287	2,047
b)	Others (Specify)		-
	<b>Total</b>	<b>10,287</b>	<b>2,047</b>

Note: If the amount is not material, the head Bank charges could be omitted and these could be accounted as Administrative expenses in Schedule 17.

**SCHEDULE 21 - OTHER EXPENSES**

	<b>Particulars</b>	<b>Non Plan 2022-23</b>	<b>Non Plan 2021-22</b>
a)	Provision for Bad and Doubtful Debts/Advances		-
b)	Irrecoverable Balances Written-off		-
c)	Grants/Subsidies to other institutions/organizations		-
d)	Others (specify)		-
	Loss on sale of Capital Asset		-
	Other Misc. expenses		-
	Depreciation		-
	Exp.from Registration fees collection from Seminars etc.		-
	Exp.from Contributions collection for Seminars etc.		-
	<b>Total</b>	<b>-</b>	<b>-</b>

Note: Other Expenses shall be classified as Writes-off, Provisions, Miscellaneous Expenses, Loss on Sale of Investments, Loss on Fixed Assets and Loss on sale of Fixed Assets etc. disclosed accordingly

**SCHEDULE 22 : PRIOR PERIOD EXPENSES**

	<b>Particulars</b>	<b>Non Plan 2022-23</b>	<b>Non Plan 2021-22</b>
1	Establishment Expenses		-
2	Academic Expenses		-
3	Administrative Expenses		13,07,058
4	Transportation Expenses		-
5	Repair & Maintenance		-
6	Other Expenses		-
	<b>Total</b>	<b>-</b>	<b>13,07,058</b>

## SCHEDULE 9 -ACADEMIC RECEIPTS

(Amount in Rs.)

S.No	FEES FROM STUDENTS	Non Plan	Corpus Fund	General Fund	Designated Fund	Self Finance	Engineering	2022-23	2021-22
<b>A</b>	<b>Academic:</b>								
	Admission ,Registration, Authentication fee	7,03,450				35,01,468	1,19,450	<b>43,24,368</b>	31,64,541
	Annum Fee	13,63,750						<b>13,63,750</b>	17,82,740
	Audio Visual Fee	-					2,58,250	<b>2,58,250</b>	2,76,150
	Convocation Fee	-				5,61,690		<b>5,61,690</b>	5,54,570
	NSS Fee Received						1,23,800	<b>1,23,800</b>	
	Developmental Fees	-			1,44,94,800		68,11,900	<b>2,13,06,700</b>	1,72,31,500
	Fine & Breakages	11,700			-	3,99,000	3,71,611	<b>7,82,311</b>	6,22,773
	Consultancy Income				-			-	57,470
	ID Card	4,200					34,350	<b>38,550</b>	26,700
	Laboratory fee	1,33,31,185			70,89,065		66,41,393	<b>2,70,61,643</b>	2,18,81,506
	Library fee	97,200			1,31,000		12,31,900	<b>14,60,100</b>	16,84,695
	One Time Fee	6,56,825						<b>6,56,825</b>	8,14,265
	Processing charges	72,175						<b>72,175</b>	50,800
	Registration fees	6,550			-			<b>6,550</b>	37,000
	Sale of Application/ prospectus	8,32,750				4,61,850	1,36,800	<b>14,31,400</b>	17,02,622
	Sports fee	-					1,09,000	<b>1,09,000</b>	87,350
	Student Union Fee						1,96,550	<b>1,96,550</b>	
	Tuition Fees	1,93,11,893				1,63,62,490	2,68,40,370	<b>6,25,14,753</b>	4,21,10,468
	Tuition fees reimbursed by TN Govt.	-						-	-
	<b>Total (A)</b>	<b>3,63,91,678</b>	-	-	<b>2,17,14,865</b>	<b>2,12,86,498</b>	<b>4,28,75,374</b>	<b>12,22,68,415</b>	<b>9,20,85,150</b>
<b>B</b>	<b>Examinations:</b>								
	Examination Fees	1,91,52,893				1,29,70,936		<b>3,21,23,829</b>	3,49,73,069
	<b>Total (B)</b>	<b>1,91,52,893</b>	-	-	-	<b>1,29,70,936</b>	-	<b>3,21,23,829</b>	<b>3,49,73,069</b>
<b>C</b>	<b>Other Fees:</b>								
	Special Course Fee	90,46,744			3,31,15,595	2,39,36,315	3,09,410	<b>6,64,08,064</b>	6,40,47,706
	<b>Total ( C )</b>	<b>90,46,744</b>	-	-	<b>3,31,15,595</b>	<b>2,39,36,315</b>	<b>3,09,410</b>	<b>6,64,08,064</b>	<b>6,40,47,706</b>
<b>D</b>	<b>Sale of Publications:</b>								
	<b>Total (D)</b>	-	-	-	-	-	-	-	-
<b>E</b>	<b>Other Academic Receipts (E)</b>								
	Other Academic Receipts	69,133	-	-	2,76,49,404	7,47,45,691	21,47,494	<b>10,46,11,722</b>	8,88,54,037
	<b>Total (E)</b>	<b>69,133</b>	-	-	<b>2,76,49,404</b>	<b>7,47,45,691</b>	<b>21,47,494</b>	<b>10,46,11,722</b>	<b>8,88,54,037</b>
	<b>Grand Total</b>	<b>6,46,60,448</b>	-	-	<b>8,24,79,864</b>	<b>13,29,39,440</b>	<b>4,53,32,278</b>	<b>32,54,12,030</b>	<b>27,99,59,962</b>

## SCHEDULE 11 -INCOME FROM INVESTMENTS

(Amount in Rs.)

S.No	Particulars	Non Plan	Corpus Fund	General Fund	Designated Fund	Self Finance	Engineering	2022-23	2021-22
1	Interest on Term Deposits	-	15,37,183	4,95,199	20,61,059	54,14,390	2,27,56,087	<b>3,22,63,918</b>	2,60,41,085
2	Others (Specify)	-						-	
	<b>Total</b>	-	<b>15,37,183</b>	<b>4,95,199</b>	<b>20,61,059</b>	<b>54,14,390</b>	<b>2,27,56,087</b>	<b>3,22,63,918</b>	<b>2,60,41,085</b>



**SCHEDULE 15 - STAFF PAYMENTS & BENEFITS (ESTABLISHMENT EXPENSES)**

(Amount in Rs.)

S.No	Particulars	Non Plan	Corpus Fund	General Fund	Designated Fund	Self Finance	Engineering	2022-23	2021-22
	<b>Salaries and Wages:</b>								
	Salaries -Teaching staff	39,62,79,374			1,11,48,766	2,58,92,716	3,01,74,528	<b>46,34,95,384</b>	45,63,43,840
	Salaries - Non Teaching	4,92,29,841			1,90,00,581	79,94,894	91,21,292	<b>8,53,46,608</b>	10,06,00,970
	Pension	18,23,21,808						<b>18,23,21,808</b>	15,59,32,825
	Contribution to New Pension Scheme-NPS	2,38,65,161						<b>2,38,65,161</b>	2,11,53,377
	Contribution to Other Fund (specify)(EPF, ESI)	8,09,898			20,53,262	17,91,461	20,16,070	<b>66,70,691</b>	52,09,391
	Gratuity	1,15,76,818			2,58,433	2,57,734	17,01,574	<b>1,37,94,559</b>	2,75,60,964
	LTC EL Encashment	-						-	-
	LTC Expenses	50,05,165						<b>50,05,165</b>	-
	Bonus	-						-	-
	Children Education Allowance	26,46,000						<b>26,46,000</b>	1,54,000
	Commutation	1,40,51,393						<b>1,40,51,393</b>	4,03,69,499
	EL Encashment	72,82,834						<b>72,82,834</b>	2,21,17,186
	Other Allowances							-	-
	<b>Total</b>	<b>68,30,57,962</b>	-	-	<b>3,24,61,042</b>	<b>3,59,36,805</b>	<b>4,30,13,464</b>	<b>79,44,69,273</b>	<b>82,94,42,052</b>

**SCHEDULE 16 - ACADEMIC EXPENSES**

(Amount in Rs.)

	Particulars	Non Plan	Corpus Fund	General Fund	Designated Fund	Self Finance	Engineering	2022-23	2021-22
	Alumini Expenses	-					56,981	<b>56,981</b>	
	Annual Subscription Expenses						1,18,880	<b>1,18,880</b>	
	Binding of Library books	84,512						<b>84,512</b>	36,450
	Ceremonies & Functions						15,882	<b>15,882</b>	
	Convocation Expenses					1,12,500		<b>1,12,500</b>	2,13,380
	Course Expenses				25,70,473	9,24,099	5,26,081	<b>40,20,653</b>	2,37,746
	Examination Exps/ Remuneration to Exams.	1,41,51,635				-		<b>1,41,51,635</b>	92,44,008
	Expenses on Seminar/Workshops	25,94,039				34,77,066	3,47,577	<b>64,18,682</b>	26,15,448
	Field work/Participation in Conferences				9,68,216			<b>9,68,216</b>	-
	Guest & Hospitality							-	-
	Laboratory Expenses	22,38,446				2,97,844	8,48,580	<b>33,84,870</b>	21,76,717
	Internship expenses				39,110			<b>39,110</b>	
	Other Academic expenses	1,26,700			3,554	69,94,647	4,45,291	<b>75,70,192</b>	30,60,756
	Sports materials	1,59,717						<b>1,59,717</b>	2,76,611
	Periodicals and Journals Expenses	1,01,89,346				10,951	3,44,146	<b>1,05,44,443</b>	19,84,668
	Publications							-	-
	Special fee expenses				14,33,934			<b>14,33,934</b>	-
	Student safety insurance and welfare	7,80,058				4,42,753	2,15,964	<b>14,38,775</b>	1,91,392
	TA/DA for Experts	13,46,609			1,43,276			<b>14,89,885</b>	9,04,532
	Research & Development Expenses				5,87,669	52,444	24,964	<b>6,65,077</b>	1,49,171
	<b>Total</b>	<b>3,16,71,062</b>	-	-	<b>57,46,232</b>	<b>1,23,12,304</b>	<b>29,44,346</b>	<b>5,26,73,944</b>	<b>2,10,90,879</b>

## SCHEDULE 17 - ADMINISTRATIVE AND GENERAL EXPENSES

(Amount in Rs.)

	Particulars	Non Plan	Corpus Fund	General Fund	Designated Fund	Self Finance	Engineering	2022-23	2021-22
<b>A</b>	<b>Infrastructure</b>								
	Electricity and Power	64,38,316				79,569	34,23,009	99,40,894	75,63,815
	Rent, Rates and Taxes (including property tax)					1,44,100		1,44,100	1,20,000
<b>B</b>	<b>Communication</b>								
	Postage	18,063				28,741	-	46,804	6,47,221
	Telephone, Fax and Internet Charges	11,50,886				1,31,832	6,23,936	19,06,654	9,49,844
<b>C</b>	<b>Others</b>								
	Advertisement and Publicity	9,86,895				4,01,625	9,93,644	23,82,164	26,81,327
	Architech Fee	-						-	-
	Auditors Remuneration	4,49,325						4,49,325	7,500
	Ceremonies and Functions	10,89,366				10,56,530		21,45,896	8,84,043
	Consultancy expenses	-				-	4,20,000	4,20,000	6,72,000
	Contingency	24,95,678					6,72,636	31,68,314	28,97,772
	Contribution to Non plan	-				43,06,306		43,06,306	41,87,569
	Staff Welfare expenses	-					64,403	64,403	-
	Expenses on Chancellor office	12,00,000						12,00,000	12,00,000
	Promotional expenses	-					8,65,540	8,65,540	-
	Hospitality	4,27,286				2,49,412		6,76,698	1,61,009
	ID card expenses	2,21,472						2,21,472	4,23,949
	Legal Fee	50,000				10,000	-	60,000	3,64,900
	MBA Accreditation	-						-	4,13,000
	Loss on sale of Fixed Assets	-					2,02,731	2,02,731	-
	LF Audit Remuneration	-						-	5,968
	Meetings of Authorities	2,328				1,23,944		1,26,272	55,619
	Membership Subscription/ Contribution	3,11,840				27,000	-	3,38,840	2,65,780
	Miscellaneous Expenses	7,231			6,19,721	7,34,787	3,41,409	17,03,148	52,22,463
	NAAC Expenses	3,71,510				-	-	3,71,510	37,78,282
	NCTE Expenses							-	62,708
	Contribution to Corpus fund				73,92,772			73,92,772	
	Contribution to Gen.Fund				4,18,92,371			4,18,92,371	
	Alumni Association Expenses	-			4,620			4,620	-
	NPS Employees Gratuity Expenses	-						-	14,59,744
	Patent expenses	11,19,560			-	25,000		11,44,560	9,73,520
	Printing and Stationery (consumption)	18,27,604				20,34,277	91,012	39,52,893	17,53,911
	Professional Charges	2,03,043						2,03,043	3,46,300
	R& D Expenses	24,000						24,000	
	Training to staff Expenses	64,900				3,40,035	1,15,057	5,19,992	6,962
	Travelling and Conveyance Expenses	16,37,745						16,37,745	11,39,659
	Video coverage expenses	6,000						6,000	57,000
	Loss on sale of Fixed Assets	4,17,153						4,17,153	
	Publication expenses							-	1,80,022
	Water charges	45,062						45,062	16,448
	<b>TOTAL</b>	<b>2,05,65,263</b>	<b>-</b>	<b>-</b>	<b>4,99,09,484</b>	<b>96,93,158</b>	<b>78,13,377</b>	<b>8,79,81,282</b>	<b>3,84,98,335</b>

**SCHEDULE 18 - TRANSPORTATION EXPENSES**

(Amount in Rs.)

S.No	Particulars	Non Plan	Corpus Fund	General Fund	Designated Fund	Self Finance	Engineering	2022-23	2021-22
1	Vehicles (owned by Institution)								
	a) Running Expenses	23,200						23,200	19,500
	b) Repairs & Maintenance of Vehicles	6,30,989				94,871		7,25,860	2,00,249
	c) Insurance for Vehicles	-						-	-
2	Vehicles taken on Rent/Lease								
	a) Rent/Lease Expenses	-				-	17,501	17,501	17,416
3	Vehicle (Taxi) Hiring Expenses	-						-	-
	<b>Total</b>	<b>6,54,189</b>	<b>-</b>	<b>-</b>	<b>-</b>	<b>94,871</b>	<b>17,501</b>	<b>7,66,561</b>	<b>2,37,165</b>

**SCHEDULE 19 - REPAIR & MAINTENANCE**

(Amount in Rs.)

S.No	Particulars	Non Plan	Corpus Fund	General Fund	Designated Fund	Self Finance	Engineering	2022-23	2021-22
a)	Buildings	32,29,018		7,63,211	1,48,169	72,14,927	89,57,579	2,03,12,904	3,91,88,370
b)	Furniture & Fixtures	2,51,734				2,700	1,71,226	4,25,660	3,55,503
c)	Plant & Machinery	-						-	1,380
d)	Office Equipment	15,39,202				56,721	60,345	16,56,268	9,36,127
e)	Water service system	1,41,419						1,41,419	1,24,197
f)	Laboratory & Scientific Equipment	11,80,225			5,95,321		2,04,745	19,80,291	15,22,780
g)	Audio Visual Equipment	3,81,480						3,81,480	2,83,496
h)	Cleaning Material & Services	1,476						1,476	-
i)	Outsourcing Expenses on Sanitation	73,50,639				13,55,877	38,86,537	1,25,93,053	67,29,649
j)	Reduction of Excess expenditure c/f to next year	-	32,17,973					-	32,17,973
k)	AMC Charges- Lifts	6,47,700						6,47,700	1,37,688
l)	AMC Charges - Genset & Others	-				50,150		50,150	27,376
m)	Maintenance of Guest House							-	-
n)	Computer and Peripherals maintenance	1,04,016				3,14,678	5,75,359	9,94,053	54,62,540
o)	Electrical Equipment	23,90,980				7,96,586	11,38,180	43,25,746	47,39,984
	<b>Total</b>	<b>1,39,99,916</b>	<b>-</b>	<b>7,63,211</b>	<b>7,43,490</b>	<b>97,91,639</b>	<b>1,49,93,971</b>	<b>4,02,92,227</b>	<b>5,95,09,090</b>

**SCHEDULE 20 - FINANCE COSTS**

(Amount in Rs.)

S.No	Particulars	Non Plan	Corpus Fund	General Fund	Designated Fund	Self Finance	Engineering	2022-23	2021-22
a)	Bank Charges	10,287		147	8,370	12,179	-	30,983	2,979
b)	Others (Specify)							-	-
	<b>Total</b>	<b>10,287</b>	<b>-</b>	<b>147</b>	<b>8,370</b>	<b>12,179</b>	<b>-</b>	<b>30,983</b>	<b>2,979</b>

**SCHEDULE 4 - DEPRECIATION**

(Amount in Rs.)

S.No	Particulars	Non Plan	Corpus Fund	General Fund	Designated Fund	Self Finance	Engineering	2022-23	2021-22
a)	Depreciation	2,06,04,173		9,69,759		75,95,417	1,75,99,917	4,67,69,266	6,87,76,209
								-	-
	<b>Total</b>	<b>2,06,04,173</b>	<b>-</b>	<b>9,69,759</b>	<b>-</b>	<b>75,95,417</b>	<b>1,75,99,917</b>	<b>4,67,69,266</b>	<b>6,87,76,209</b>

**SCHEDULE 21 - OTHER EXPENSES**

(Amount in Rs.)

	Particulars	Non Plan	Corpus Fund	General Fund	Designated Fund	Self Finance	Engineering	2022-23	2021-22
a)	Provision for Bad and Doubtful Debts/Advances							-	-
b)	Irrecoverable Balances Written-off							-	-
c)	Grants/Subsidies to other institutions/organizations							-	-
d)	Avinashilingam Free Working Lunch exps				6,71,250			6,71,250	-
	Loss on sale of Capital Asset							-	-
	Other Misc. expenses				37,103	10,65,483	-	11,02,586	4,06,120
	Exp.from Registration fees collection from Seminars etc.							-	-
	Exp.from Contributions collection for Seminars etc.							-	-
	<b>Total</b>	<b>-</b>	<b>-</b>	<b>-</b>	<b>7,08,353</b>	<b>10,65,483</b>	<b>-</b>	<b>17,73,836</b>	<b>4,06,120</b>

**SCHEDULE 22 : PRIOR PERIOD EXPENSES**

(Amount in Rs.)

S.No	Particulars	Non Plan	Corpus Fund	General Fund	Designated Fund	Self Finance	Engineering	2022-23	2021-22
	LF Audit Remuneration							0	10,12,058
	Auditor Remuneration							0	2,95,000
								0	
	<b>Total</b>	<b>-</b>	<b>-</b>	<b>-</b>	<b>-</b>	<b>-</b>	<b>-</b>	<b>-</b>	<b>13,07,058</b>
	<b>Grant Received</b>	<b>683057962</b>						<b>68,30,57,962</b>	<b>73,46,92,055</b>
	<b>Total Income</b>	<b>76,02,24,679</b>	<b>91,81,223</b>	<b>4,25,11,648</b>	<b>9,16,73,071</b>	<b>14,64,64,842</b>	<b>7,05,80,125</b>	<b>1,12,06,35,588</b>	<b>1,07,27,27,328</b>
	<b>Total Expenditure</b>	<b>77,05,62,852</b>	<b>-</b>	<b>17,33,117</b>	<b>8,95,76,971</b>	<b>7,65,01,856</b>	<b>8,63,82,576</b>	<b>1,02,47,57,372</b>	<b>1,01,79,62,829</b>
	<b>Being the excess of Income over Expenditure</b>	<b>- 1,03,38,173</b>	<b>91,81,223</b>	<b>4,07,78,531</b>	<b>20,96,100</b>	<b>6,99,62,986</b>	<b>- 1,58,02,451</b>	<b>9,58,78,216</b>	<b>5,47,64,499</b>
	<b>Total</b>	<b>76,02,24,679</b>	<b>91,81,223</b>	<b>4,25,11,648</b>	<b>9,16,73,071</b>	<b>14,64,64,842</b>	<b>7,05,80,125</b>	<b>1,12,06,35,588</b>	<b>1,07,27,27,328</b>



<b>Designated Fund</b>											
<b>SCHEDULE 9 -ACADEMIC RECEIPTS-DESIGNATED FUND</b>											
	HBA	Avi. Free Working Lunch	Alum,ni Fee account	Research & Consultancy	Gen. Exam Fund	Students Deposit Account	Students Fund Account	Deposits & Advances	Online a/c	Amount in Rupees	
										2022-23	2021-22
<b>FEES FROM STUDENTS</b>											
<b>Academic:</b>											
Authentication fee										-	-
Bonafide Certificate										-	-
Campus Development Fee							1,44,94,800			<b>1,44,94,800</b>	1,00,83,450
Conduct Certificate										-	-
Consultancy Income										-	57,470
Convocation Fee										-	-
Duplicate Certificate										-	-
Exam Fees Receivable										-	-
Fine & Breakages										-	97,253
Laboratory Fee				20,69,365			50,19,700			<b>70,89,065</b>	23,91,244
Library Fee							1,31,000			<b>1,31,000</b>	4,51,900
Mark Sheets										-	-
Migration Certificate										-	-
Misc. Academic Receipts										-	76,106
Processing charges										-	-
Registration fees										-	20,000
Sale of Application/ prospectus										-	-
Supplementary Exam Fee										-	-
Synopsis Submission										-	-
Thesis Fees										-	-
Transcript fee										-	-
Tuition Fees										-	-
<b>Total (A)</b>	-	-	-	<b>20,69,365</b>	-	-	<b>1,96,45,500</b>	-	-	<b>2,17,14,865</b>	<b>1,31,77,423</b>
<b>Examinations:</b>											
Examination Fees										-	0
<b>Total (B)</b>	-	-	-	-	-	-	-	-	-	-	0
<b>Other Fees:</b>											
Special Course Fee							3,31,15,595			<b>3,31,15,595</b>	2,26,72,605
<b>Total (C)</b>	-	-	-	-	-	-	<b>3,31,15,595</b>	-	-	<b>3,31,15,595</b>	<b>2,26,72,605</b>
<b>Sale of Publications:</b>											
<b>Total (D)</b>	-	-	-	-	-	-	-	-	-	-	0
<b>Other Academic Receipts (E)</b>											
Other Academic Receipts							2,76,47,654	1,750		<b>2,76,49,404</b>	2,70,22,160
<b>Total (E)</b>	-	-	-	-	-	-	<b>2,76,47,654</b>	<b>1,750</b>	-	<b>2,76,49,404</b>	<b>2,70,22,160</b>
<b>Grand Total</b>	-	-	-	<b>20,69,365</b>	-	-	<b>8,04,08,749</b>	<b>1,750</b>	-	<b>8,24,79,864</b>	<b>6,28,72,188</b>

<b>SCHEDULE 11 -INCOME FROM INVESTMENTS-DESIGNATED FUND</b>											
Particulars	HBA	Avi. Free Working Lunch	Alum,ni Fee account	Research & Consultancy	Gen. Exam Fund	Students Deposit Account	Students Fund Account	Deposits & Advances	Online a/c	Amount in Rupees	
										2022-23	2021-22
Interest										-	0
a. On Government Securities										-	0
b. Other Bonds /Debentures										-	0
Interest on Term Deposits	16,661	3,164		12,72,962			3,02,495	4,65,777		20,61,059	14,58,566
Income Accrued but not due on Term Deposits										-	0
Interest on Savings Bank Accounts										-	0
Others (Specify)										-	0
<b>Total</b>	<b>16,661</b>	<b>3,164</b>	<b>-</b>	<b>12,72,962</b>	<b>-</b>	<b>-</b>	<b>3,02,495</b>	<b>4,65,777</b>	<b>-</b>	<b>20,61,059</b>	<b>14,58,566</b>
<b>SCHEDULE 12 - INTEREST EARNED-DESIGNATED</b>											
Particulars	HBA	Avi. Free Working Lunch	Alum,ni Fee account	Research & Consultancy	Gen. Exam Fund	Students Deposit Account	Students Fund Account	Deposits & Advances	Online a/c	Amount in Rupees	
										2022-23	2021-22
on Savings Bank Accounts with Sche.Banks	38,689	1,883	21,189	69,455		2,05,472	6,16,692	11,69,855	6,43,306	27,66,541	13,72,493
On Loans										-	
a. Employees / Staff										-	
b. Others										-	
On Debtors and Other Receivables										-	
<b>Total</b>	<b>38,689</b>	<b>1,883</b>	<b>21,189</b>	<b>69,455</b>	<b>-</b>	<b>2,05,472</b>	<b>6,16,692</b>	<b>11,69,855</b>	<b>6,43,306</b>	<b>27,66,541</b>	<b>13,72,493</b>
<b>SCHEDULE 13 -OTHER INCOME-DESIGNATED</b>											
Particulars	HBA	Avi. Free Working Lunch	Alum,ni Fee account	Research & Consultancy	Gen. Exam Fund	Students Deposit Account	Students Fund Account	Deposits & Advances	Online a/c	Amount in Rupees	
										2022-23	2021-22
a. Income from Land and Buildings										-	0
Rent From Guest House								1,68,735		1,68,735	0
Sale of Old Papers & Waste										-	0
Rent From Other Premises										-	0
Income from consultancy projects				1,50,000						1,50,000	0
Sale of Institute Publications										-	0
Sale of tender forms										-	0
Income from Holding Events:										-	0
1. Gross Receipts from Annual Function/ Sports Carnival										-	0
Less Direct Expenditure incurred on the Event										-	0
2.Gross Receipts from Fees										-	0
Less Direct Expenditure incurred on the Fetes										-	0
3. Gross Receipts for Educational Tours										-	0
Less Direct Expenditure incurred on Tours										-	0
Contribution- Avi. Free Working Lunch Scheme		10,89,157								10,89,157	0
Institutional charges				9,59,831						9,59,831	19,82,440
Grant from Tamilnadu Government										-	-
Trust Contribution										-	-
Alumni fee receipts			17,78,401							17,78,401	-
Service charges received								29,097		29,097	2,64,617
Xerox receipts										-	-
Electricity &Water Charges Recovered										-	-
Miscellaneous Income				9,621			54	1,78,274	2,437	1,90,386	2,92,139
<b>Total</b>	<b>-</b>	<b>10,89,157</b>	<b>17,78,401</b>	<b>11,19,452</b>	<b>-</b>	<b>-</b>	<b>54</b>	<b>3,47,009</b>	<b>31,534</b>	<b>43,65,607</b>	<b>25,39,196</b>

**SCHEDULE 14 - PRIOR PERIOD INCOME-DESIGNATED FUND**

Particulars	HBA	Avi. Free Working Lunch	Alum,ni Fee account	Research & Consultancy	Gen. Exam Fund	Students Deposit Account	Students Fund Account	Deposits & Advances	Online a/c	Amount in Rupees	
										2022-23	2021-22
Academic Receipts										-	
Income from Investments										-	
Prior Period Income - Grant										-	
<b>Total</b>	-	-	-	-	-	-	-	-	-	-	-

**SCHEDULE 15 - STAFF PAYMENTS & BENEFITS (ESTABLISHMENT EXPENSES)-DESIGNATED FUND**

These shall be classified separately for Teaching and Non-Teaching Staff; Adhoc Staff, Arrears of DA, Salary arrears due to increment shall be shown separately.

Particulars	HBA	Avi. Free Working Lunch	Alum,ni Fee account	Research & Consultancy	Gen. Exam Fund	Students Deposit Account	Students Fund Account	Deposits & Advances	Online a/c	Amount in Rupees	
										2022-23	2021-22
<b>Salaries and Wages:</b>										-	0
Salaries -Teaching staff							1,11,48,766	-		<b>1,11,48,766</b>	93,50,517
Salaries - Non Teaching			30,755	4,14,369			1,85,55,457	-		<b>1,90,00,581</b>	1,53,06,774
Pension Teaching										-	-
Pension -Non Teaching										-	-
Contribution to New Pension Scheme-NPS										-	-
Contribution to Other Fund (specify)(EPF, ESI)				36,681			13,30,624	6,85,957		<b>20,53,262</b>	15,06,711
Pre-2006 Pension arrears										-	-
Salary Instrumentation Maintenance Facility										-	-
Salary- Career & Counselling cell										-	-
Salary - Centre for Women studies										-	-
Salary- CSSE&IP										-	-
<b>Staff Welfare Expenses</b>										-	-
LTC EL Encashment										-	-
LTC Expenses										-	-
Bonus										-	-
Medical Facility										-	-
Children Education Allowance										-	-
Retirement and Terminal Benefits:										-	-
Commutation-Teaching										-	-
Commutation - Non teaching										-	-
Gratuity- Teaching							2,58,433			<b>2,58,433</b>	8,74,213
Gratuity- Non teaching										-	-
EL Encashment - Teaching										-	-
EL Encashment-Non teaching										-	-
Other Allowances										-	-
<b>Total</b>	-	-	<b>30,755</b>	<b>4,51,050</b>	-	-	<b>3,12,93,280</b>	<b>6,85,957</b>	-	<b>3,24,61,042</b>	<b>2,70,38,215</b>

<b>SCHEDULE 16 - ACADEMIC EXPENSES-DESIGNATED FUND</b>											
Particulars	HBA	Avi. Free Working Lunch	Alum,ni Fee account	Research & Consultancy	Gen. Exam Fund	Students Deposit Account	Students Fund Account	Deposits & Advances	Online a/c	Amount in Rupees	
										2022-23	2021-22
Admission Expenses										-	-
Aviunty Run for women empowerment-2014										-	-
Binding of Library (Books and Journals)										-	-
BPED Leadership Camp										-	-
Consultancy expenses										-	51,219
Conveyance										-	-
Convocation Expenses										-	-
Course Expenses							23,20,813			23,20,813	2,37,746
E-Campus Software								2,49,660		2,49,660	77,250
Examination Exps/ Remuneration to Exams.										-	-
Expenses on Seminar/Workshops										-	-
Field work/Participation in Conferences							5,88,691	3,79,525		9,68,216	-
Guest & Hospitality										-	-
Guest Lecture										-	-
Laboratory Expenses										-	99,417
Internship Expenses							39,110			39,110	-
Other Academic expenses							0	3,554		3,554	22,11,099
Others (specify)										-	-
Periodicals and Journals Expenses										-	-
Phd.Foreign Examination										-	-
Professional Charges										-	-
Publications										-	-
Research & Development Expenses				4,18,289			1,33,526	35,854		5,87,669	-
Sitting fee Honorarium										-	-
Special fee expenses							14,33,934			14,33,934	-
Student Welfare Expenses										-	-
TA/DA for Experts							1,43,276			1,43,276	2,72,914
Tournament expenses										-	-
<b>Total</b>	-	-	-	4,18,289	-	-	46,59,350	6,68,593	-	57,46,232	29,49,645

<b>SCHEDULE 17 - ADMINISTRATIVE AND GENERAL EXPENSES-DESIGNATED FUND</b>											
Particulars	HBA	Avi. Free Working Lunch	Alum,ni Fee account	Research & Consultancy	Gen. Exam Fund	Students Deposit Account	Students Fund Account	Deposits & Advances	Online a/c	Amount in Rupees	
										2022-23	2021-22
										-	-
Electricity and Power										-	-
Rent, Rates and Taxes (including property tax)										-	-
Postage										-	-
Telephone, Fax and Internet Charges										-	-
Internet Connectivity										-	-
Printing and Stationery (consumption)										-	2,277
Travelling and Conveyance Expenses										-	-
Training to staff Expenses										-	-
Contingency										-	-
Hospitality										-	-
Auditors Remuneration										-	-
Professional Charges										-	2,63,500
Guest House expenses								3,92,891		3,92,891	2,32,304
Advertisement and Publicity										-	-
Convocation Expenses										-	-
Others (specify)-Loss on sale of fixed assets										-	-
Meetings of Authorities										-	-
Ceremonies and Functions										-	-
Crockeries										-	-
Contribution										-	-
Expenses on Chancellor office										-	-
Legal Fee										-	-
Architech Fee										-	-
Maintenance of Guest House										-	-
Membership Subscription/ Contribution										-	-
Miscellaneous Expenses								2,26,830		2,26,830	22,62,333
Contract Salary on Security										-	-
Contribution to Corpus fund				4,54,421		30,821	68,06,304		1,01,226	73,92,772	-
Contribution to Gen.Fund				25,75,050		1,74,651	3,85,69,056		5,73,614	4,18,92,371	-
Alumni Association expenses			4,620							4,620	-
Patent application fee										-	1,77,520
Water charges										-	-
<b>TOTAL</b>	-	-	4,620	30,29,471	-	2,05,472	4,53,75,360	6,19,721	6,74,840	4,99,09,484	29,37,934

**SCHEDULE 18 - TRANSPORTATION EXPENSES- DESIGNATED FUND**

Particulars	HBA	Avi. Free Working Lunch	Alum,ni Fee account	Research & Consultancy	Gen. Exam Fund	Students Deposit Account	Students Fund Account	Deposits & Advances	Online a/c	Amount in Rupees	
										2022-23	2021-22
Vehicles (owned by Institution)										-	-
a) Running Expenses										-	-
b) Repairs & Maintenance of Vehicles										-	-
c) Insurance for Vehicles										-	-
Vehicles taken on Rent/Lease										-	-
a) Rent/Lease Expenses										-	-
Vehicle (Taxi) Hiring Expenses										-	-
<b>Total</b>	-	-	-	-	-	-	-	-	-	-	-

**SCHEDULE 19 - REPAIR & MAINTENANCE -DESIGNATED FUND**

Particulars	HBA	Avi. Free Working Lunch	Alum,ni Fee account	Research & Consultancy	Gen. Exam Fund	Students Deposit Account	Students Fund Account	Deposits & Advances	Online a/c	Amount in Rupees	
										2022-23	2021-22
Buildings			1,48,169							1,48,169	56,66,516
Furniture & Fixtures										-	-
Plant & Machinery										-	-
Office Equipment										-	-
Water service system										-	-
Laboratory & Scientific Equipment				5,95,321						5,95,321	-
Audio Visual Equipment										-	-
Cleaning Material & Services										-	-
Book Binding Charges										-	-
Outsourcing Expenses on Sanitation										-	-
AMC Charges- Others										-	-
Genset Running expenses										-	-
AMC Charges for Genset										-	-
Maintenance of Guest House										-	-
Maintenance -Computer maintenance										-	-
Maintenance -Campus Maintenance										-	-
Maintenance -miscellaneous										-	-
Electrical Equipment										-	4,700
<b>Total</b>	-	-	1,48,169	5,95,321	-	-	-	-	-	7,43,490	56,71,216



Balance sheet-Designated Fund FY 2022-23											
										Amount in Rs.	
	HBA	Avi. Free Working Lunch	Alumni Fee account	Research & Consultancy	Examination General Fund	Students Deposit Account	Students Fund Account	Deposits & Advances	Online a/c	2022-23	2021-22
<b>Liabilities</b>											
Capital account	17,57,032	4,22,954	16,16,046	1,65,76,932	5,42,59,335		-	5,28,39,700		<b>12,74,71,999</b>	12,53,75,900
Deposits from students	-	-	-	-	-	1,20,50,450	24,825	44,745		<b>1,21,20,020</b>	1,45,34,143
Refunded to UGC	-17,57,032									- <b>17,57,032</b>	
EMD										-	-
Inter Fund Payable				30,29,471		2,60,412	6,36,67,946	4,36,591	6,74,840	<b>6,80,69,260</b>	4,67,52,254
Net Salary Payables				28,147	3,16,503		23,51,434	5,45,172		<b>32,41,256</b>	24,01,636
Outstanding expenses					1,83,829		23,822	6,00,000		<b>8,07,651</b>	5,30,880
Security Deposit								21,72,286		<b>21,72,286</b>	25,82,942
Statutory Liabilities		4,914		12,354	26,054		2,29,653	2,500		<b>2,75,475</b>	2,92,967
Sundry creditors					9,300		267	28,113		<b>37,680</b>	5,58,719
<b>Total</b>	-	<b>4,27,868</b>	<b>16,16,046</b>	<b>1,96,46,904</b>	<b>5,47,95,021</b>	<b>1,23,10,862</b>	<b>6,62,97,947</b>	<b>5,66,69,107</b>	<b>6,74,840</b>	<b>21,24,38,595</b>	<b>19,30,29,441</b>
<b>Assets</b>											
Bank account	-	1,74,704	10,22,596	13,18,703	66,83,929	1,03,81,862	80,64,292	1,52,80,882	6,74,840	<b>4,36,01,808</b>	15,77,85,299
Deposits					2,000			18,000		<b>20,000</b>	2,000
Fixed assets										-	-
Inter Unit Fund Receivable			5,93,450	1,68,125	4,81,01,092	19,29,000	77,52,160	3,14,54,577		<b>8,99,98,404</b>	71,88,307
Interest accrued		3,164		8,50,871			3,02,495	3,98,534		<b>15,55,064</b>	25,92,222
Investments		2,50,000		1,71,11,644			5,00,00,000	92,95,000		<b>7,66,56,644</b>	2,42,95,067
Loans Advances				2,000	8,000		1,79,000	1,22,872		<b>3,11,872</b>	5,03,826
TDS Receivable				1,95,561				99,242		<b>2,94,803</b>	6,62,720
<b>Total</b>	-	<b>4,27,868</b>	<b>16,16,046</b>	<b>1,96,46,904</b>	<b>5,47,95,021</b>	<b>1,23,10,862</b>	<b>6,62,97,947</b>	<b>5,66,69,107</b>	<b>6,74,840</b>	<b>21,24,38,595</b>	<b>19,30,29,441</b>



Income and Expenditure Account-Designated Fund-2022-23												
Sch.	Particulars	Fund wise Breakup								Amount in Rupees		
		HBA	Avi. Free Working Lunch	Alumni Fee account	R & C	Exam-Gen Fund	Students Deposit Account	Students Fund Account	Deposits & Advances	Online Account	2022-23	2021-22
<b>INCOME</b>												
9	Academic Receipts	0	0	0	20,69,365	0	0	8,04,08,749	1,750	0	<b>8,24,79,864</b>	6,28,72,188.00
10	Grants / Subsidies										-	
11	Income from Investments	16,661	3,164	-	12,72,962	-	-	3,02,495	4,65,777	-	<b>20,61,059</b>	14,58,566
12	Interest Earned	38,689	1,883	21,189	69,455	-	2,05,472	6,16,692	11,69,855	6,43,306	<b>27,66,541</b>	13,72,493
13	Other Income	-	10,89,157	17,78,401	11,19,452	-	-	54	3,47,009	31,534	<b>43,65,607</b>	25,39,196
14	Prior Period Income	-	-	-	-	-	-	-	-	-	-	0
	<b>TOTAL (A)</b>	<b>55,350</b>	<b>10,94,204</b>	<b>17,99,590</b>	<b>45,31,234</b>	<b>-</b>	<b>2,05,472</b>	<b>8,13,27,990</b>	<b>19,84,391</b>	<b>6,74,840</b>	<b>9,16,73,071</b>	<b>6,82,42,443</b>
<b>EXPENDITURE</b>												
15	Staff Payments & Benefits (Establishment	-	-	30,755	4,51,050	-	-	3,12,93,280	6,85,957	-	<b>3,24,61,042</b>	2,70,38,215
16	Academic Expenses	-	-	-	4,18,289	-	-	46,59,350	6,68,593	-	<b>57,46,232</b>	29,49,645
17	Administrative and General Expenses	-	-	4,620	30,29,471	-	2,05,472	4,53,75,360	6,19,721	6,74,840	<b>4,99,09,484</b>	29,37,934
18	Transportation Expenses	-	-	-	-	-	-	-	-	-	-	0
19	Repairs & Maintenance	-	-	1,48,169	5,95,321	-	-	-	-	-	<b>7,43,490</b>	56,71,216
20	Finance Costs	-	-	-	-	-	-	-	8,370	-	<b>8,370</b>	0
4	Depreciation										-	2,47,095
21	Other Expenses	-	6,71,250	-	37,103	-	-	-	-	-	<b>7,08,353</b>	12,707
22	Prior Period Expenses	-	-	-	-	-	-	-	-	-	-	0
	<b>TOTAL (B)</b>	<b>-</b>	<b>6,71,250</b>	<b>1,83,544</b>	<b>45,31,234</b>	<b>-</b>	<b>2,05,472</b>	<b>8,13,27,990</b>	<b>19,82,641</b>	<b>6,74,840</b>	<b>8,95,76,971</b>	<b>3,88,56,812</b>
	<b>Balance being excess of Income over Expenditure (A-B)</b>	<b>55,350</b>	<b>4,22,954</b>	<b>16,16,046</b>	<b>-</b>	<b>-</b>	<b>-</b>	<b>-</b>	<b>1,750</b>	<b>-</b>	<b>20,96,100</b>	<b>2,93,85,631</b>
	<b>Total (B)</b>	<b>55,350</b>	<b>10,94,204</b>	<b>17,99,590</b>	<b>45,31,234</b>	<b>-</b>	<b>2,05,472</b>	<b>8,13,27,990</b>	<b>19,84,391</b>	<b>6,74,840</b>	<b>9,16,73,071</b>	<b>6,82,42,443</b>

<b>Self Finance</b>									
<b>Balance sheet</b>								<b>Amount in Rupees</b>	
<b>Particulars</b>	<b>Self Finance</b>	<b>SF-Exam</b>	<b>Conference, Seminar</b>	<b>ATNT</b>	<b>NAIP</b>	<b>PIHEAD</b>	<b>2022-23</b>	<b>2021-22</b>	
<b>Liabilities</b>									
Capital account	25,43,86,094	9,05,44,107	39,60,921	8,49,862	29,100	1,56,92,552	<b>36,54,62,636</b>	29,54,99,650	
Deposits from students	79,24,284		14,000				<b>79,38,284</b>	77,71,984	
EMD	31,800						<b>31,800</b>	-	
Inter Fund Payable	2,52,39,825	10,900	32,569				<b>2,52,83,294</b>	4,56,82,714	
Other Payables	16,935						<b>16,935</b>	41,920	
Outstanding expenses	1,28,769	29,832	31,041				<b>1,89,642</b>	2,10,104	
Security Deposit	31,42,607						<b>31,42,607</b>	8,65,263	
Staff salary payable	36,06,997	82,019					<b>36,89,016</b>	27,50,341	
Statutory Liabilities	4,09,518	10,036	17,775				<b>4,37,329</b>	1,81,344	
Sundry creditors	56,710	2,020	11,987				<b>70,717</b>	4,75,823	
<b>Total</b>	<b>29,49,43,539</b>	<b>9,06,78,914</b>	<b>40,68,293</b>	<b>8,49,862</b>	<b>29,100</b>	<b>1,56,92,552</b>	<b>40,62,62,260</b>	<b>35,34,79,143</b>	
<b>Assets</b>							-	-	
Bank account	3,66,94,373	44,91,014	34,34,757	34,826	29,100	4,99,511	<b>4,51,83,581</b>	4,66,83,458	
Deposits	20,28,100						<b>20,28,100</b>	4,100	
Fixed assets	22,76,09,039						<b>22,76,09,039</b>	18,83,28,505	
Inter Unit Fund Receivable	14,11,492	66,51,810	28,675				<b>80,91,977</b>	19,02,526	
Interst accrued	11,59,580	14,09,989	20,172	15,036		11,78,259	<b>37,83,036</b>	33,26,775	
Investments	1,19,88,541	7,75,00,000	4,75,000	8,00,000		1,39,58,630	<b>10,47,22,171</b>	9,08,60,676	
Loans and Advances	33,63,888	6,000	1,09,689				<b>34,79,577</b>	11,17,196	
TCS on Purchases	59,406						<b>59,406</b>	14,703	
TDS on Investment	1,65,705	6,20,101				56,152	<b>8,41,958</b>	11,07,541	
Prepaid Expenditure								1,87,753	
Tuition fee Receivable from students	1,04,63,415						<b>1,04,63,415</b>	1,99,45,910	
<b>Total</b>	<b>29,49,43,539</b>	<b>9,06,78,914</b>	<b>40,68,293</b>	<b>8,49,862</b>	<b>29,100</b>	<b>1,56,92,552</b>	<b>40,62,62,260</b>	<b>35,34,79,143</b>	

<b>Income &amp; Expenditure -Self Finance Accounts</b>								
							<b>Amount in Rupees</b>	
<b>Income</b>	<b>Self Finance</b>	<b>SF-Exam</b>	<b>Conference, Seminar</b>	<b>ATNT</b>	<b>NAIP</b>	<b>PIHEAD</b>	<b>2022-23</b>	<b>2021-22</b>
<b>Academic Receipts</b>							-	-
Admission fee	4,64,525						<b>4,64,525</b>	4,08,850
Registration fee	1,09,300		29,27,643				<b>30,36,943</b>	14,46,716
Special Course fee	2,39,36,315						<b>2,39,36,315</b>	3,19,30,851
Tuition fee	1,63,62,490						<b>1,63,62,490</b>	58,77,452
Examination Fee		1,29,70,936					<b>1,29,70,936</b>	1,40,34,920
Convocation Income		5,61,690					<b>5,61,690</b>	5,54,570
Breakages							-	2,42,000
Fines & Penalties	3,99,000						<b>3,99,000</b>	23,695
Sale of applications	4,61,850						<b>4,61,850</b>	2,86,186
Other Academic receipts	7,47,45,691						<b>7,47,45,691</b>	6,07,98,342
<b>Total Academic receipts</b>	<b>11,64,79,171</b>	<b>1,35,32,626</b>	<b>29,27,643</b>	-	-	-	<b>13,29,39,440</b>	<b>11,56,03,582</b>
<b>Interest on SB account</b>	<b>12,25,698</b>	<b>2,46,259</b>	<b>97,163</b>	<b>16,759</b>	<b>787</b>	<b>13,503</b>	<b>16,00,169</b>	<b>10,33,729</b>
<b>Interest on Investments</b>	<b>6,78,724</b>	<b>36,48,496</b>	<b>20,172</b>	<b>15,036</b>		<b>10,51,962</b>	<b>54,14,390</b>	<b>49,90,313</b>
<b>Other Income</b>							-	-
Overhead charges received	4,14,480						<b>4,14,480</b>	-
Trust Contribution	60,00,000						<b>60,00,000</b>	
Misc.Income	94,479	1,884					<b>96,363</b>	5,07,601
<b>Total Other Income</b>	<b>65,08,959</b>	<b>1,884</b>	-	-	-	-	<b>65,10,843</b>	<b>5,07,601</b>
<b>Total Income</b>	<b>12,48,92,552</b>	<b>1,74,29,265</b>	<b>30,44,978</b>	<b>31,795</b>	<b>787</b>	<b>10,65,465</b>	<b>14,64,64,842</b>	<b>12,21,35,225</b>
<b>Expenditure</b>	<b>Self Finance</b>	<b>SF-Exam</b>	<b>Conference, Seminar</b>	<b>ATNT</b>	<b>NAIP</b>	<b>PIHEAD</b>	<b>2022-23</b>	<b>2021-22</b>
<b>Staff Payments and Benefits</b>								
Salaries-Teaching	2,58,92,716						<b>2,58,92,716</b>	1,96,57,356
Salary-Non Teachng	68,14,112	11,80,782					<b>79,94,894</b>	46,26,927
Gratuity	2,47,487	10,247					<b>2,57,734</b>	6,92,546
EPF & ESI	16,76,693	1,14,768					<b>17,91,461</b>	12,55,158
<b>Total Staff Payments and Benefits</b>	<b>3,46,31,008</b>	<b>13,05,797</b>	-	-	-	-	<b>3,59,36,805</b>	<b>2,62,31,987</b>
<b>Academic Expenses</b>							-	-
Special Course expenses	9,24,099						<b>9,24,099</b>	-
Students Insurance	4,42,753						<b>4,42,753</b>	61,447
Conference, seminar & workshop	11,35,676		23,41,390				<b>34,77,066</b>	14,20,697
Periodical Journals	10,951						<b>10,951</b>	28,184
Convocation Expenses		1,12,500					<b>1,12,500</b>	2,13,380
ID Card expenses	52,444						<b>52,444</b>	1,37,064
Lab Consumables	2,97,844						<b>2,97,844</b>	3,96,108
Examination Expenses		-					-	16,29,895
Other Academic Expenses	56,24,457	13,70,190	-				<b>69,94,647</b>	4,19,123
<b>Total Academic Expenses</b>	<b>84,88,224</b>	<b>14,82,690</b>	<b>23,41,390</b>	-	-	-	<b>1,23,12,304</b>	<b>43,05,898</b>

<b>Administrative expenses</b>								-	-
Advertisement expenses	4,01,625							<b>4,01,625</b>	1,34,500
Architech Fee								-	-
Ceremonies & functions	10,56,530							<b>10,56,530</b>	4,44,855
Communication / Internet exps	1,31,832							<b>1,31,832</b>	1,32,928
Consultancy charges								-	85,000
Contribution	43,06,306							<b>43,06,306</b>	3,45,469
Electricity charges	79,569							<b>79,569</b>	
Hospitality expenses	1,86,748	62,664						<b>2,49,412</b>	76,713
Legal Fee	10,000							<b>10,000</b>	1,53,100
Meeting of authorities	1,23,944							<b>1,23,944</b>	55,619
Membership fee	27,000							<b>27,000</b>	5,000
NAAC Expenses								-	6,85,306
Other Miscellaneous admn exps	7,34,787							<b>7,34,787</b>	14,130
Patent Expenses	25,000							<b>25,000</b>	2,00,000
Postage & Telegram Expenses	26,102	2,639						<b>28,741</b>	14,092
Printing & Stationery	3,24,223	17,10,054						<b>20,34,277</b>	5,11,753
Publications expenses								-	1,80,022
Rent, rates & taxes	1,44,100							<b>1,44,100</b>	1,20,000
TA/DA Expenses	3,40,035							<b>3,40,035</b>	2,98,574
Water Charges								-	1,400
<b>Total Administrative expenses</b>	<b>79,17,801</b>	<b>17,75,357</b>	-	-	-	-		<b>96,93,158</b>	<b>34,58,461</b>
<b>Finance Cost</b>	<b>12,179</b>							<b>12,179</b>	854
<b>Repair and Maintenance</b>								-	-
AMC Charges	50,150							<b>50,150</b>	27,376
Outsourcing Expenses - Sanitizing	13,55,877							<b>13,55,877</b>	7,31,513
R&M Building	72,14,927							<b>72,14,927</b>	11,48,576
R&M Electrical Equipment	7,96,586							<b>7,96,586</b>	8,58,668
R&M Computer periphrls	2,21,624	93,054						<b>3,14,678</b>	44,94,204
R&M Furniture	2,700							<b>2,700</b>	16,981
R&M Office Equipment	56,721							<b>56,721</b>	13,579
<b>Total Repair and Maintenance</b>	<b>96,98,585</b>	<b>93,054</b>	-	-	-	-		<b>97,91,639</b>	<b>72,90,897</b>
<b>Tranportation Expenses</b>								-	-
a) Running Expenses								-	-
b) Repairs & Maintenance of Vehicles	94,871							<b>94,871</b>	<b>57,306</b>
c) Rent/Lease Expenses								-	<b>850</b>
<b>Total Transportation Expenses</b>	<b>94,871</b>	-	-	-	-	-		<b>94,871</b>	<b>58,156</b>
<b>Other Expenses</b>								-	-
Misc.Expenses	10,65,483							<b>10,65,483</b>	2,91,060
<b>Total Other Expenses</b>	<b>10,65,483</b>							<b>10,65,483</b>	<b>2,91,060</b>
<b>Depreciation</b>	<b>75,95,417</b>							<b>75,95,417</b>	<b>60,78,999</b>
<b>Total Expenditure</b>	<b>6,95,03,568</b>	<b>46,56,898</b>	<b>23,41,390</b>	-	-	-		<b>7,65,01,856</b>	<b>4,77,16,312</b>
<b>Excess of Income over Expr.</b>	<b>5,53,88,984</b>	<b>1,27,72,367</b>	<b>7,03,588</b>	<b>31,795</b>	<b>787</b>	<b>10,65,465</b>		<b>6,99,62,986</b>	<b>7,44,18,913</b>

<b>School of Engineering</b>					
<b>Balance Sheet</b>					
					<b>Amount in Rs.</b>
<b>Particulars</b>	<b>Sch of. Engg</b>	<b>ADU Net Banking</b>	<b>SF Empl. Grat</b>	<b>2022-23</b>	<b>2021-22</b>
<b>Liabilities</b>					
Capital account	66,41,66,901	12,44,583	6,35,59,477	<b>72,89,70,961</b>	74,47,73,413
Deposits from students	43,90,650	1,60,484		<b>45,51,134</b>	53,21,284
EMD				-	-
Inter Fund Payable	66,66,810			<b>66,66,810</b>	-
Other Payables	36,494			<b>36,494</b>	60,404
Outstanding expenses	4,38,964			<b>4,38,964</b>	37,210
Security Deposit	4,85,337			<b>4,85,337</b>	9,81,534
Staff salary payable	31,49,391			<b>31,49,391</b>	26,75,847
Statutory Liabilities	5,05,410	21,048		<b>5,26,458</b>	4,68,200
Sundry creditors	39,71,255			<b>39,71,255</b>	3,26,911
<b>Total</b>	<b>68,38,11,212</b>	<b>14,26,115</b>	<b>6,35,59,477</b>	<b>74,87,96,804</b>	<b>75,46,44,803</b>
<b>Assets</b>					
	<b>Sch of. Engg</b>	<b>ADU Net Banking</b>	<b>SF Empl. Grat</b>	<b>Total</b>	
Bank account	56,19,680	14,11,527	68,59,477	<b>1,38,90,684</b>	10,92,92,247
Deposits	72,55,377			<b>72,55,377</b>	72,45,777
Fixed assets	23,93,96,136			<b>23,93,96,136</b>	24,71,62,629
Inter Unit Fund Receivable	2,50,00,000	14,588		<b>2,50,14,588</b>	4,59,46,134
Interest accrued	1,32,84,305			<b>1,32,84,305</b>	87,59,919
Investments	38,93,93,181		2,50,00,000	<b>41,43,93,181</b>	29,75,10,569
Loans and Advances	2,15,198			<b>2,15,198</b>	2,04,380
LIC Annuity Fund			3,17,00,000	<b>3,17,00,000</b>	3,05,34,810
TDS on Investment	25,70,235			<b>25,70,235</b>	16,21,280
Prepaid Expenses					7,58,008
Tuition fee Receivable from students	10,77,100			<b>10,77,100</b>	56,09,050
<b>Total</b>	<b>68,38,11,212</b>	<b>14,26,115</b>	<b>6,35,59,477</b>	<b>74,87,96,804</b>	<b>75,46,44,803</b>

<b>School of Engineering</b>					
<b>Income &amp; Expenditure</b>					<b>Amount in Rs.</b>
<b>Particulars</b>	<b>Sch. of. Engg</b>	<b>ADU Net Banking</b>	<b>SF Empl. Grat</b>	<b>2022-23</b>	<b>2021-22</b>
<b>Income</b>					
<b>Academic Receipts</b>					
Admission fee	1,19,450			<b>1,19,450</b>	1,05,450
Audio Visual fee	2,58,250			<b>2,58,250</b>	2,76,150
Breakage	-			-	28,300
NSS	1,23,800			<b>1,23,800</b>	-
Development Charges fee	68,11,900			<b>68,11,900</b>	71,48,050
Examination Fee				-	-
Fine & Penalties	3,71,611			<b>3,71,611</b>	2,18,635
ID card	34,350			<b>34,350</b>	26,700
Laboratory fee	66,41,393			<b>66,41,393</b>	67,36,732
Library Fee	12,31,900			<b>12,31,900</b>	10,55,350
Other Academic receipts	21,47,494			<b>21,47,494</b>	7,45,754
Sale of applications	1,36,800			<b>1,36,800</b>	87,950
Special Course fee	3,09,410			<b>3,09,410</b>	6,83,730
Sports fee	1,09,000			<b>1,09,000</b>	87,350
Student Union fee	1,96,550			<b>1,96,550</b>	2,11,675
Tuition fee	2,68,40,370			<b>2,68,40,370</b>	2,82,45,016
<b>Total Academic receipts</b>	<b>4,53,32,278</b>	-	-	<b>4,53,32,278</b>	<b>4,56,56,842</b>
<b>Interest on SB account</b>	<b>10,16,905</b>	<b>39,344</b>	<b>1,41,249</b>	<b>11,97,498</b>	<b>64,03,875</b>
<b>Interest on Investments</b>	<b>1,84,31,963</b>		<b>43,24,124</b>	<b>2,27,56,087</b>	<b>1,86,24,955</b>
<b>Other Income</b>				-	-
Overhead charges received	9,975			<b>9,975</b>	18,450
Gratuity Amount received			6,85,714	<b>6,85,714</b>	19,68,500
Sale of scraps	2,73,862			<b>2,73,862</b>	42,838
Interest on IT Refund				-	3,69,396
Institutional charges received	-			-	-
Profit on sale of fixed assets				-	
Misc.Income	3,24,404	307		<b>3,24,711</b>	46,146
<b>Total Other Income</b>	<b>6,08,241</b>	<b>307</b>	<b>6,85,714</b>	<b>12,94,262</b>	<b>24,45,330</b>
<b>Total Income</b>	<b>6,53,89,387</b>	<b>39,651</b>	<b>51,51,087</b>	<b>7,05,80,125</b>	<b>7,31,31,002</b>

Particulars	Sch. of. Engg	ADU Net Banking	SF Empl. Grat	Amount in Rs.	
				2022-23	2021-22
<b>Staff Payments and Benefits</b>					
Salaries -Teaching	3,01,74,528			<b>3,01,74,528</b>	2,91,24,148
Salaries -Non Teaching	91,21,292			<b>91,21,292</b>	81,42,482
Gratuity	3,52,567		13,49,007	<b>17,01,574</b>	23,41,138
EPF & ESI	20,16,070			<b>20,16,070</b>	18,72,027
<b>Total Staff Payments and Benefits</b>	<b>4,16,64,457</b>	-	<b>13,49,007</b>	<b>4,30,13,464</b>	<b>4,14,79,795</b>
<b>Academic Expenses</b>				-	-
Alumini Expenses	56,981			<b>56,981</b>	
Annual Subscription Exp	1,18,880			<b>1,18,880</b>	
Ceremonies & Functions	15,882			<b>15,882</b>	
ID cards	24,964			<b>24,964</b>	12,107
Journals & Magazine	3,44,146			<b>3,44,146</b>	
Students Insurance expenses	1,03,897			<b>1,03,897</b>	14,203
Soft Skill Communication	5,26,081			<b>5,26,081</b>	-
Seminar, Conference & workshop	3,47,577			<b>3,47,577</b>	3,24,395
Student Welfare	1,12,067			<b>1,12,067</b>	-
Convocation Expenses				-	-
Lab Consumables	8,48,580			<b>8,48,580</b>	1,81,268
Examination Expenses				-	-
Other Academic Expenses	4,45,291			<b>4,45,291</b>	1,62,065
<b>Total Academic Expenses</b>	<b>29,44,346</b>	-	-	<b>29,44,346</b>	<b>6,94,038</b>
<b>Administrative expenses</b>				-	-
Advertisement charges	9,93,644			<b>9,93,644</b>	7,77,386
Audit fee				-	-
Consultancy expenses	4,20,000			<b>4,20,000</b>	5,87,000
Contingency expenses	6,72,636			<b>6,72,636</b>	7,47,315
Contribution				-	-
Electricity charges	34,23,009			<b>34,23,009</b>	19,58,430
Legal fee				-	1,50,000
MBA Accreditation					4,13,000
Loss on sale of Fixed Assets	2,02,731			<b>2,02,731</b>	
Membership fee				-	1,84,080
Printing & Stationary	91,012			<b>91,012</b>	1,14,240
Promotional Expenses	8,65,540			<b>8,65,540</b>	
Internet Charges	6,23,936			<b>6,23,936</b>	
Water charges				-	4,888
Misc.Expenses	9,969	3,776	3,27,664	<b>3,41,409</b>	27,12,733
NAAC expenses				-	16,74,654
Postage & Telegram Expenses				-	6,20,557
Staff Welfare Expenses	64,403			<b>64,403</b>	
TA/DA Expenses	1,15,057			<b>1,15,057</b>	86,486
<b>Total Administrative expenses</b>	<b>74,81,937</b>	<b>3,776</b>	<b>3,27,664</b>	<b>78,13,377</b>	<b>1,00,30,769</b>

<b>Particulars</b>	<b>Sch of. Engg</b>	<b>ADU Net Banking</b>	<b>SF Empl. Grat</b>	<b>2022-23</b>	<b>2021-22</b>
<b>Finance Cost</b>				-	78
<b>Repair and Maintenance</b>				-	-
AMC Charges				-	-
Outsourcing Expenses - Sanitizing	38,86,537			38,86,537	30,51,159
R&M Building	89,57,579			89,57,579	1,35,16,981
R&M Computer peripherals	5,75,359			5,75,359	90,835
R&M - Electrical Equipments	11,38,180			11,38,180	11,62,045
R&M-Furniture	1,71,226			1,71,226	1,10,325
R&M-Scientific Lab Equipment	2,04,745			2,04,745	
R&M Office Equipment	60,345			60,345	1,24,321
<b>Total Repair and Maintenance</b>	<b>1,49,93,971</b>	-	-	<b>1,49,93,971</b>	<b>1,80,55,666</b>
<b>Transportation expenses</b>				-	-
<b>Vehicle Maintenance</b>	17,501			17,501	16,566
<b>Other Expenses</b>				-	-
Misc. Expenses				-	1,02,353
<b>Total Other Expenses</b>	-	-	-	-	<b>1,02,353</b>
<b>Depreciation</b>	1,75,99,917			1,75,99,917	1,70,07,703
<b>Total Expenditure</b>	<b>8,47,02,129</b>	<b>3,776</b>	<b>16,76,671</b>	<b>8,63,82,576</b>	<b>8,73,86,968</b>
<b>Excess of Income over Expr.</b>	<b>(1,93,12,742)</b>	<b>35,875</b>	<b>34,74,416</b>	<b>(1,58,02,451)</b>	<b>(1,42,55,966)</b>



**FORM OF FINANCIAL STATEMENTS (CENTRAL HIGHER EDUCATIONAL INSTITUTIONS)**  
**NAME OF ENTITY:AVINASHILINGAM INSTITUTE FOR HOME SCIENCE AND HIGHER EDUCATION FOR WOMEN, COIMBATORE**  
**CONSOLIDATED RECEIPTS AND PAYMENTS ACCOUNT FOR THE YEAR 2022-23**

RECEIPTS	Amount in Rs.									Total	
	Non-Plan	Projects	Scholarship	General Fund	Corpus fund	Endowment	Designated	Self Finance	Engineering		
<b>I. Opening Balances</b>											-
a) Cash Balances											-
b) Bank Balances											-
i. In Current Accounts											-
ii. In Deposit Accounts											-
iii. Savings Accounts	19,13,64,153	2,03,97,332	5,99,193	26,01,166	9,69,657	18,49,537	15,77,85,299	4,66,83,458	10,92,92,247		<b>53,15,42,042</b>
Bank Balance of Community Coll.transfer											-
<b>II. Grants Received</b>											-
a) From Government of India	-										-
b) From State Government	-										-
c) From Other Sources(Details)	-										-
d) Grant from UGC (Grants for Capital & Revenue exp. To be shown seperately if available)	69,64,58,000										<b>69,64,58,000</b>
<b>III. Academic Receipts</b>	5,56,95,205						8,42,58,265	14,24,23,955	4,98,64,228		<b>33,22,41,653</b>
<b>IV. Receipts against Earmarked / Endowment Funds-</b>						11,94,850					<b>11,94,850</b>
<b>V. Receipts against Sponsored Projects / Schemes</b>		1,75,12,385									<b>1,75,12,385</b>
<b>VI. Receipts against Sponsored Fellowships and scholarships</b>			3,27,936								<b>3,27,936</b>
<b>VII. Income on Investments from a)Earmarked / Endowment Funds</b>						33,88,172					<b>33,88,172</b>
b) Other Investments				17,700	99,758						<b>1,17,458</b>
<b>VIII. Interest Received on</b>											-
a) Bank Deposits							10,55,212		1,60,50,077		<b>1,71,05,289</b>
b) Loans and Advances	2,26,485						5,07,396	-			<b>7,33,881</b>
c) Savings Bank Accounts	23,31,424	6,82,893	14,703	1,24,078	35,009	43,495	27,66,541	16,00,169	11,97,498		<b>87,95,810</b>
d) Donation Received from Management	10,00,000										<b>10,00,000</b>
<b>IX. Investments Encashed</b>				16,27,862	3,11,461	42,19,504	27,36,931	11,50,09,844	33,54,17,242		<b>45,93,22,844</b>
<b>X. Term Deposits with Scheduled Banks encashed</b>											-
<b>XI. Other Income (Including Prior Period Income)</b>	6,54,845	3,68,043					27,99,081	1,08,78,541	10,18,832		<b>1,57,19,342</b>
<b>XII. Deposits and Advances</b>							-	1,66,300	1,76,280		<b>3,42,580</b>
<b>XIII. Miscellaneous Receipts including statutory Receipts</b>							1,250	23,70,509	58,258		<b>24,30,017</b>
<b>XIV. Any Other Receipts (Inter Account Transfer, etc. )</b>	8,55,19,810			2,53,78,968	46,35,718	71,157	7,64,78,030	3,64,903	2,69,03,708		<b>21,93,52,294</b>
<b>TOTAL (Op.Bal + Receipts)</b>	<b>1,03,32,49,922</b>	<b>3,89,60,653</b>	<b>9,41,832</b>	<b>2,97,49,774</b>	<b>60,51,603</b>	<b>1,07,66,715</b>	<b>32,83,88,005</b>	<b>31,94,97,679</b>	<b>53,99,78,370</b>		<b>2,30,75,84,553</b>

**FORM OF FINANCIAL STATEMENTS (CENTRAL HIGHER EDUCATIONAL INSTITUTIONS)**  
**NAME OF ENTITY:AVINASHLINGAM INSTITUTE FOR HOME SCIENCE AND HIGHER EDUCATION FOR WOMEN, COIMBATORE**  
**CONSOLIDATED RECEIPTS AND PAYMENTS ACCOUNT FOR THE YEAR 2022-23**

PAYMENTS	Amount in Rs.									
	Non-Plan	Projects	Scholarship	General Fund	Corpus Fund	Endowment	Designated	Self Finance	Engineering	Total
<b>I.EXPENSES</b>										
a) Establishment Expenses							1,75,36,395	3,50,06,601	4,25,39,920	9,50,82,916
b) Academic Expenses	2,40,24,450						1,80,28,196	1,20,24,903	29,00,949	5,69,78,498
c) Administrative Expenses	69,66,61,373			147			4,62,00,553	96,93,158	74,00,199	75,99,55,430
d) Transportation Expenses	6,54,189		3,380							6,57,569
e) Repairs & Maintenance	1,85,30,481			7,63,211			5,95,321	98,13,431	1,10,22,716	4,07,25,160
f) Prior Period Expenses							8,370		-	8,370
										-
II. Payments against Earmarked /Endowment Funds / Non Plan a/c						11,83,188				11,83,188
III. Payments against Sponsored Projects/ Schemes		1,63,02,877								1,63,02,877
IV. Payments against Sponsored Fellowships / Scholarships										-
V. Investments and Deposits made										-
a) Out of Earmarked funds						71,91,278				71,91,278
b) Out of Own funds (Investments- Others)				2,74,00,000	58,00,000	1,40,965	5,31,45,000	12,80,64,963	45,12,83,420	66,58,34,348
VI. Term Deposits with Scheduled Banks										-
VII. Expenditure on Fixed Assets and Capital Works -in- Progress										-
a) Fixed Assets	1,38,11,433							4,88,99,951	90,97,690	7,18,09,074
b) Capital Works-in-Progress										-
VIII. Other Payments including Statutory Payments	19,18,41,818			2,27,547		5,133	36,52,895	5,68,322	3,52,561	19,66,48,276
IX. Refunds of Grants										-
X. Deposits and Loans & Advances							6,39,156	23,62,381	14,86,455	44,87,992
XI. Other Payments	54,66,515	40,29,953				41,958	2,36,943	9,26,614	3,776	1,07,05,759
Inter Account Transfer	59,04,133		61,925			73,795	14,47,43,368	2,69,53,774	-	17,77,36,995
										-
										-
<b>Total</b>	<b>95,68,94,392</b>	<b>2,03,32,830</b>	<b>65,305</b>	<b>2,83,90,905</b>	<b>58,00,000</b>	<b>86,36,317</b>	<b>28,47,86,197</b>	<b>27,43,14,098</b>	<b>52,60,87,686</b>	<b>2,10,53,07,730</b>
XII. Closing Balances	7,63,55,530	1,86,27,823	8,76,527	13,58,869	2,51,603	21,30,398	4,36,01,808	4,51,83,581	1,38,90,684	20,22,76,823
										-
										-
<b>Total Payments</b>	<b>1,03,32,49,922</b>	<b>3,89,60,653</b>	<b>9,41,832</b>	<b>2,97,49,774</b>	<b>60,51,603</b>	<b>1,07,66,715</b>	<b>32,83,88,005</b>	<b>31,94,97,679</b>	<b>53,99,78,370</b>	<b>2,30,75,84,553</b>

**AVINASHILINGAM INSTITUTE FOR HOME SCIENCE AND HIGHER EDUCATION FOR WOMEN**

**GENERAL PROVIDENT FUND ACCOUNT**

**BALANCE SHEET AS ON 31.03.2023**

Amount in Rupees

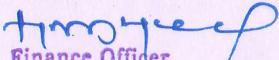
Liabilities	2022-23	2021-22	Assets	2022-23	2021-22
<b>GPF Fund account:</b>					
Opening Balance	18,87,14,564	18,14,78,284	Temporary Advance	1,10,97,011	1,13,71,461
Add Subscription	2,01,52,000	24,14,91,771	Bank Balance	14,94,79,946	14,65,21,316
Add Advance recovery	1,02,41,879		Interest Receivable-FY 2022-23- from TN Govt	1,94,19,828	-
Less withdrawal part final	(1,57,58,000)	(12,29,25,135)	Interest Receivable-FY 2021-22- from TN Govt	1,62,46,924	1,62,47,114
Less GPF settlement	(1,63,21,718)	(12,06,26,660)	Interest Receivable-FY 2020-21- from TN Govt	-	1,45,74,673
Less Excess of Expenditure over income	92,14,984	9296304			
<b>Total</b>	<b>19,62,43,709</b>	<b>18,87,14,564</b>	<b>Total</b>	<b>19,62,43,709</b>	<b>18,87,14,564</b>


**INCOME AND EXPENDITURE ACCOUNT**

Expenditure	2022-23	2021-22	Income	2022-23	2021-22
Interest to Subscribers	1,02,41,879	99,95,106	Interest earned on Investments	1,94,19,638	1,92,56,011
Administrative expenses		500	Interest earned on SB account	37,225	35,899
Excess of income over expenditure	92,14,984	92,96,304	Excess of Expenditure over Income		
<b>Total</b>	<b>1,94,56,863</b>	<b>1,92,91,910</b>	<b>Total</b>	<b>1,94,56,863</b>	<b>1,92,91,910</b>

**RECEIPTS AND PAYMENTS ACCOUNT**

Receipts	Rs. 2022-23	Rs. 2021-22	Payments	Rs. 2022-23	Rs. 2021-22
Opening Balance:			Temporary Advances/Withdrawal	2,06,88,100	64,68,911
Indian Bank-474664519	9,65,115	9,40,716	GPF settlements	1,63,21,718	3,22,92,130
SBI-10693414622	14,55,56,201	10,33,84,665	Administrative expenses		500
Subscription / Advance recovered	2,01,52,000	2,02,37,000	Closing Bank balance:		
Loans and advances	52,04,550	52,74,250	Indian Bank-474664519	10,13,340	9,65,115
Interest on investments	1,45,74,673	5,54,10,327	SBI-10693414622	14,84,66,606	14,55,56,201
SB Interest earned	37,225	35,899			
<b>Total</b>	<b>18,64,89,764</b>	<b>18,52,82,857</b>	<b>Total</b>	<b>18,64,89,764</b>	<b>18,52,82,857</b>

  
 Finance Officer  
 Avinashilingam Institute for Home Science  
 and Higher Education for Women  
 (University Estd. u/s 3 of UGC Act 1956)  
 Coimbatore - 641 043

  
 Registrar  
 Avinashilingam Institute for Home Science  
 and Higher Education for Women  
 (University Estd u/s 3 of UGC Act 1956)  
 Coimbatore - 641 043.

**AVINASHILINGAM INSTITUTE FOR HOME SCIENCE AND HIGHER EDUCATION FOR WOMEN**  
**NPS ACCOUNT No.474653483**  
**BALANCE SHEET AS AT 31-03-2023**

Amount in Rupees

Liabilities	2022-23	2021-22	Assets	2022-23	2021-22
Opening Balance	1,24,099	1,29,961	Investments		
Add Addition	4,02,65,586	3,57,34,451	Bank A/c. No474653483	2,10,627	1,24,099
Add Excess of Income over Exp.		(5,862)	Interest Receivable		
Less Payment made	(4,01,86,856)	(3,57,34,451)			
Service Charges payable to NSDL	7,798				
<b>Total</b>	<b>2,10,627</b>	<b>1,24,099</b>	<b>Total</b>	<b>2,10,627</b>	<b>1,24,099</b>


**INCOME AND EXPENDITURE ACCOUNT**

Expenditure	2022-23	2021-22	Income	2022-23	2021-22
Administrative expenses	18,769	15,555	Interest from SB account	10,971	9,693
Excess of Income over Expenditure			Interest on Investments		
			Excess of Expr. over Income	7,798	5,862
<b>Total</b>	<b>18,769</b>	<b>15,555</b>	<b>Total</b>	<b>18,769</b>	<b>15,555</b>

**RECEIPT AND PAYMENTS ACCOUNT**

Receipts	2022-23	2021-22	Payments	2022-23	2021-22
Opening Balance	1,24,099	1,35,875	Payments -NPS Fund	4,01,71,260	3,57,34,451
NPS Fund income	4,02,65,586	3,57,34,451	Administrative expenses		15,555
Interest Earned	10,971	9,693	Service charges	18,769	5,914
			Closing Balance	2,10,627	1,24,099
<b>Total</b>	<b>4,04,00,656</b>	<b>3,58,80,019</b>	<b>Total</b>	<b>4,04,00,656</b>	<b>3,58,80,019</b>

  
 Finance Officer  
 Avinashilingam Institute for Home Science  
 and Higher Education for Women  
 (University Estd. u/s 3 of UGC Act 1956)  
 Coimbatore - 641 043

  
 Registrar  
 Avinashilingam Institute for Home Science  
 and Higher Education for Women  
 (University Estd u/s 3 of UGC Act 1956)  
 Coimbatore - 641 043.

**AVINASHILINGAM INSTITUTE FOR HOME SCIENCE AND HIGHER EDUCATION FOR WOMEN, COIMBATORE  
SCHEDULE: 23**

**SIGNIFICANT ACCOUNTING POLICIES**

**1. BASIS FOR PREPARATION OF ACCOUNTS**

The accounts have been prepared generally on the Accrual method of accounting. Further, the instructions of MHRD vide Circular No.29-4/2012-IFD dated 17.4.2015 have been followed in compilation of accounts since F.Y.2018-19

**2. REVENUE RECOGNITION**

2.1 Fees from Students (except Tuition Fees), Sale of Admission Forms and Interest on Savings Bank account are accounted on cash basis. Tuition Fees collected separately for each semester is accounted on accrual basis.

2.2 Income from Land, Buildings and Other Property and Interest on Investments are accounted on accrual basis.

2.3 Interest on interest bearing advances to staff for House Building, Purchase of Vehicles and Computers is accounted on accrual basis every year, though the actual recovery of interest starts after the full repayment of the Principal.

**3. FIXED ASSETS AND DEPRECIATION**

3.1 Fixed assets are stated at cost of acquisition including inward freight, duties and taxes and incidental and direct expenses related to acquisition, installation and commissioning.

3.2 Gifted/Donated assets are valued at the declared value where available; if not available, the value is estimated based on the present market value adjusted with reference to the physical condition of the asset. They are set-up by credit to Capital Fund and merged with the Fixed Assets of the Institution. Depreciation is charged at the rates applicable to the respective assets.

3.3 Books received as gifts, are valued at selling prices printed on the books. Where they are not printed, the value is based on assessment.

3.4 Straight Line Method is adopted for the calculation of depreciation.

3.5 Fixed assets are valued at cost less accumulated depreciation. Depreciation on fixed assets is provided on Straight line method, at the following rates:

**Tangible Assets:**

1. Land	0%
2. Site Development	0%
3. Buildings	2%
4. Roads & Bridges	2%
5. Tube wells & Water Supply	2%
6. Sewage & Drainage	2%
7. Electrical Installation and equipment	5%
8. Plant & Machinery	5%
9. Scientific & Laboratory Equipment	8%
10. Office Equipment	7.5%
11. Audio Visual Equipment	7.5%
12. Computers & Peripherals	20%
13. Furniture, Fixtures & Fittings	7.5%
14. Vehicles	10%
15. Lib. Books & Scientific Journals	10%

**Intangible Assets**

1. E-Journals	40%
2. Computer Software	40%
3. Patents and Copyrights	9 years

3.6 Depreciation is provided for the whole year on additions during the year.

3.7 Where an asset is fully depreciated, it will be carried at a residual value of Rupee 1 in the Balance Sheet and will not be further depreciated. Thereafter, depreciation is calculated on the additions of each year separately at the rate of depreciation applicable for that asset head.

3.8 Assets created out of Earmarked Funds and funds of Sponsored Projects, where the ownership of such assets vests in the Institution, are setup by credit to Capital Fund and merged with the Fixed Assets of the Institution. Depreciation is charged at the rates applicable to the respective assets. Assets created out of Sponsored Project funds, where the ownership is retained by the sponsors but held and used by the Institution are separately disclosed in the Notes on Accounts.

3.9 Assets, the individual value of each of which is Rs. 2000 or less (except Library Books) are treated as Small Value Assets, 100% depreciation is provided in respect of such assets at the time of their acquisition. However physical accounting and control are continued by the holders of such assets.

4. **Intangible Assets:** Patents and copy rights, E Journals and Computer Software are grouped under Intangible Assets.

4.1 Electronic Journals (E-Journals) are separated from Library Books in view of the limited benefit that could be derived from the on-line access provided. E-journals are not in a tangible form, but temporarily capitalized and in view of the magnitude of expenditure and the benefit derived in terms of perpetual knowledge acquired by the Academic and Research Staff; Depreciation is provided in respect of E-journals at a higher rate of 40% as against depreciation of 10% provided in respect of Library Books.

4.2 Expenditure on acquisition of software has been separated from computers and peripherals, as apart from being intangible assets, the rate of obsolescence in respect of these is very high. Depreciation is provided in respect of software at a higher rate of 40% as against depreciation of 20% provided in respect of Computers & Peripherals.

5. **STOCKS:** Expenditure on purchase of chemicals, glassware, publications and other stores is accounted as revenue expenditure, except that the value of closing stocks held on 31<sup>st</sup> March is set up as inventories by reducing the corresponding Revenue Expenditure on the basis of information obtained from Departments. They are valued at cost.

## **6. RETIREMENT BENEFITS**

As the UGC is releasing funds only on the basis of actual payment to be made, no provision has been made for Retirement Benefits. If provision is to be made, a huge amount of about Rs.40.00 crores will be required which will not be given by UGC. The Actual payments of Pension, Gratuity and Leave encashment are debited in the Accounts as expenditure on cash basis. Other retirement benefits viz. Deposit Linked Insurance, Contribution to New Pension Scheme, Medical reimbursement to retired employees and Travel to Home Town on retirement are accounted on accrual basis (actual payments plus outstanding bills at the end of the year).

## **7. INVESTMENTS**

- a. Long term investments are carried at their cost or face value whichever is lower. However any permanent diminution in their value as on the date of the Balance Sheet is provided for.
- b. Short Term investments are carried at their cost or market value (if quoted) whichever is lower.

## **8. Earmarked/Endowment Funds**

The following long terms funds are earmarked for specific purposes. Each of the funds has a separate bank account. Those with large balances also have investments in Government Securities, Debentures and Bonds and Term Deposits with Banks. The income from investments *I* advances (House Building Conveyance and computer) on accrued basis and interest on savings Bank Accounts are credited to the respective Funds. The expenditure and advances (in the case of House Building & Conveyance/Computer) are debited to the fund. The assets created out of Earmarked Funds where the ownership Vests in the Institution, are merged with the assets of the Institution by crediting an equal amount to the Capital Fund. The balance in the respective funds is carried forward and is represented on the assets side by the balance at Bank.

- a. Endowment Fund,
- b. Fellowship Fund and
- c. House Building Advance Fund



### **8.1 CORPUS FUND**

The Corpus Fund is utilized for Capital expenditure based on the guidelines by the University Grants Commission and the Board of Management of the Institute from time to time. The balance in the Corpus Fund which is carried forward is represented by the balance in a separate Bank account, investment of Fixed Deposits with the Bank and Accrued interest on investments.

### **8.2 House Building Advances Fund**

A revolving fund for the purpose of paying interest bearing advances to the officer' & staff for House Building is being operated.

### **8.3 JRF/SRF Fund**

Fund provided by the UGC/Government for the purpose of paying Fellowships to Junior/ Senior Research Fellows.

#### **Rajiv Gandhi National Fellowship Fund**

Fund provided by University Grants Commission for fellowship to SC/ST Students of the University.

### **8.4 Endowment Funds**

Endowments are funds received from various individual donors, Trusts and other organizations, for establishing Chairs and for Medals & Prizes, as specified by the Donors. While each of the Endowment funds has its own investment there is one savings Bank Account for all the Endowment funds. The income from investment of each Endowment Fund is added to the Fund. The interest on Savings Bank is allocated to all the Endowment funds in the ratio of the year end closing balances in each fund. The expenditure on Medals & Prizes is met from the interest earned on investment of the respective Endowment Fund.

## 9 GOVERNMENT AND UGC GRANTS

9.1 Government Grants and UGC grants are accounted on realization basis. However, where a sanction for release of grant pertaining to the financial year is received before 31st March and the grant is actually received in the next financial year, the grant is accounted on accrual basis and an equal amount is shown as receivable from the Grantor.

9.2 To the extent utilized towards capital expenditure, (on accrual basis) government grants and grants from UGC are transferred to the Capital Fund.

9.3 Government and UGC grants for meeting Revenue Expenditure (on accrual basis) are treated, to the extent utilized, as income of the year in which they are realized.

9.4 Unutilized grants (including advances paid out of such grants) are carried forward and exhibited as a liability in the Balance Sheet.

## 10 SPONSORED PROJECTS

10.1 In respect of ongoing Sponsored Projects, the amounts received from sponsors are credited to the head "Current Liabilities and Provisions - Current Liabilities - Other Liabilities - Receipts against ongoing sponsored projects." As and when expenditure is incurred /advances are paid against such projects, or the concerned project account is debited with allocated overhead charges, the liability account is debited.

10.2 In addition to the Earmarked Fund for the Junior Research Fellowships funded by the University Grants Commission, Fellowships and Scholarships are also sponsored by various organizations. These are accounted in the same way as Sponsored Projects except that the expenditure generally is only on disbursement of Fellowships and Scholarships, which may include allowances for contingent expenditure by the Fellows and scholars.

10.3 The Institute itself also awards Fellowships and Scholarships, which are accounted as Academic expenses.

## 11 INCOME TAX

The income of the Institution is exempt from Income Tax under Section 10(23c) of the Income Tax Act. No provision for tax is therefore made in the accounts.

  
Finance Officer

Avinashilingam Institute for Home Science  
and Higher Education for Women  
(University Estd. u/s 3 of UGC Act 1956)  
Coimbatore - 641 043

  
Registrar

Avinashilingam Institute for Home Science  
and Higher Education for Women  
(University Estd u/s 3 of UGC Act 1956)  
Coimbatore - 641 043.

**AVINASHILINGAM INSTITUTE FOR HOME SCIENCE AND HIGHER EDUCATION FOR WOMEN,  
COIMBATORE**

**SCHEDULE: 24**

**CONTINGENT LIABILITIES AND NOTES TO ACCOUNTS**

**1. CONTINGENT LIABILITIES: -NIL-**

**2. CAPITAL COMMITMENTS: -NIL-**

**3. FIXED ASSETS:**

The schedules for fixed assets have been shown as schedule 4.

**4. PATENTS: -NIL-**

**5. DEPOSIT LIABILITIES – NIL-**

**6. EXPENDITURE IN FOREIGN CURRENCY:****Details of Expenses incurred in Foreign Currency for the year 2022-23**

<b>S.No</b>	<b>Name of the Account</b>	<b>A/c No</b>	<b>Purpose</b>	<b>USD</b>	<b>Amount (Rs.)</b>
1	Examination General Fund	474664473	Remuneration	\$6,800	6,20,788
2	Examination Self-Finance	896772512	Remuneration	\$600	55,399
3	Conference , Seminar, Workshop Account	6010310202	Honorarium	\$60	6,320
4	Non Plan PFMS A/c	6753374103	Purchase of Equipment, E Books Journals	\$37,334	30,76,374
<b>TOTAL</b>				<b>\$44,794</b>	<b>37,58,881</b>

**7. CURRENT ASSETS, LOANS, ADVANCES AND DEPOSITS**

In the option of the Management, the current assets, Loans, Advances and Deposits have a value on realization in the ordinary course, equal at least to the aggregate amount shown in the Balance Sheet.

8. The details of balances in Saving Bank Accounts, Current Accounts and Fixed Deposit Accounts with Banks are enclosed at Attachment 'A' to the Schedule of Current Assets.

9. Previous year's figures have been regrouped wherever necessary.

10. Figures in the Final accounts have been rounded off to the nearest rupee.

11. Schedules 1 to 24 are annexed to and form an integral part of the Balance Sheet at 31<sup>st</sup> March 2023 and the Income & Expenditure account for the year ended on that date.

12. As the Provident Fund Accounts and the New Pension Scheme Account are owned by the members of those funds and not by the Institution, these accounts were separated from the Institute's Accounts from 2005-06. Receipts & Payments Account, an Income & Expenditure Account (on Accrual basis) and a Balance Sheet of the Provident Fund Accounts as well as the New Pension Scheme for the year have been attached, to the Institute's Accounts. A large portion of the New Pension Scheme funds in respect of employees who have been allotted PRA numbers has been transferred up to the National Securities Depository Limited (NSDL)-Central Record Keeping Agency (CRA). The balance held in New Pension Scheme in the Institution in respect of members will be transferred, once the PRAN numbers are allotted by the Agency.

13. The Tuition fee for SC/ST students has been reimbursed by the Tamil Nadu Government after more than ten years. At present, no tuition fee is collected from the SC/ST students. The amount of exempted tuition fee which is to be reimbursed by the Tamil Nadu Government is shown as receivable in our Balance Sheet.


**AVINASHILINGAM INSTITUTE FOR HOME SCIENCE AND HIGHER EDUCATION FOR WOMEN**  
**COIMBATORE -641043, TAMILNADU**

## Schedule No.24 FIXED ASSETS

## Projects

Amount in Rupees

S.No	Particulars	GROSS BLOCK				DEPRECIATION				NET BLOCK	
		Opening Balance	Additions during the year	Deductions during the year	Closing Balance	Depreciation Op.Balance	Depreciation for the year	Deductions / Adjustment	Total Depreciation	2022-23	2021-22
	<b>Tangible Assets</b>										
1	Land	-			-	-			-	-	-
2	Site Development										
3	Buildings	-			-	-			-	-	-
4	Roads & Bridges	-			-	-			-	-	-
5	Tubewells & Water Supply	-			-	-			-	-	-
6	Sewage & Drainage										
7	Electrical Installation and Equipment	1,39,840			1,39,840	6,992	6,992		13,984	<b>1,25,856</b>	1,32,848
8	Plant & Machinery	3,05,39,581			3,05,39,581	1,22,83,392	15,26,979		1,38,10,371	<b>1,67,29,210</b>	1,82,56,189
9	Scientific & Lab Equipments	54,57,845			54,57,845	4,88,759	4,36,627		9,25,386	<b>45,32,459</b>	49,69,086
10	Office Equipment	2,65,50,398			2,65,50,398	2,21,31,958	19,91,280		2,41,23,238	<b>24,27,160</b>	44,18,440
11	Audio Visual Equipment	6,75,342			6,75,342	53,789	50,651		1,04,440	<b>5,70,902</b>	6,21,553
12	Computers & Peripherals	97,30,112	2,35,098		99,65,210	67,83,459	7,93,144		75,76,603	<b>23,88,607</b>	29,46,653
13	Furniture, Fixtures & Fittings	79,690			79,690	5,977	5,976		11,953	<b>67,737</b>	73,713
14	Vehicles	-			-	-			-	-	-
15	Library Books & Scientific Journals	-			-	-			-	-	-
	<b>Total for Tangible Assets</b>	<b>7,31,72,808</b>	<b>2,35,098</b>	<b>-</b>	<b>7,34,07,906</b>	<b>4,17,54,326</b>	<b>48,11,649</b>	<b>-</b>	<b>4,65,65,975</b>	<b>2,68,41,931</b>	<b>3,14,18,482</b>
	<b>Intangible Assets</b>										
1	E-Journals	-			-	-			-	-	-
2	Computer Software	5,95,685	24,42,364		30,38,049	2,44,274	12,12,220		14,56,494	<b>15,81,555</b>	3,51,411
3	Patents and Copyrights										
	<b>Total for Intangible Assets</b>	<b>5,95,685</b>	<b>24,42,364</b>	<b>-</b>	<b>30,38,049</b>	<b>2,44,274</b>	<b>12,12,220</b>	<b>-</b>	<b>14,56,494</b>	<b>15,81,555</b>	<b>3,51,411</b>
	<b>Grand Total</b>	<b>7,37,68,493</b>	<b>26,77,462</b>	<b>-</b>	<b>7,64,45,955</b>	<b>4,19,98,600</b>	<b>60,23,869</b>	<b>-</b>	<b>4,80,22,469</b>	<b>2,84,23,486</b>	<b>3,17,69,893</b>

  
 Finance Officer  
 Avinashilingam Institute for Home Science  
 and Higher Education for Women  
 (University Estd. u/s 3 of UGC Act 1956)  
 Coimbatore - 641 043

  
 Registrar  
 Avinashilingam Institute for Home Science  
 and Higher Education for Women  
 (University Estd u/s 3 of UGC Act 1956)  
 Coimbatore - 641 043.