

The department of Special Education, Avinashilingam Institute for Home Science and Higher Education for Women actively involved in the development of E-content for the B.Ed. Special Education course under EMRC, Madurai Kamaraj University for the NME-ICT project of MHRD, Government of India and UGC/CEC, New Delhi. The programmes/course modules are uploaded in the CEC web portal.

The details of the programmes/course modules developed is given below

Sl. No	Name of the course
1	Braille and Assistive Devices
2	Neurodevelopmental Disabilities
3	Introduction to Sensory Disabilities
4	Orientation and Mobility
5	Inclusive Education
6	Technology and Education for the Visually Impaired
7	Identification of children with Visual Impairment and Assessment of Needs

By clicking the below link one can get into the CEC web portal.

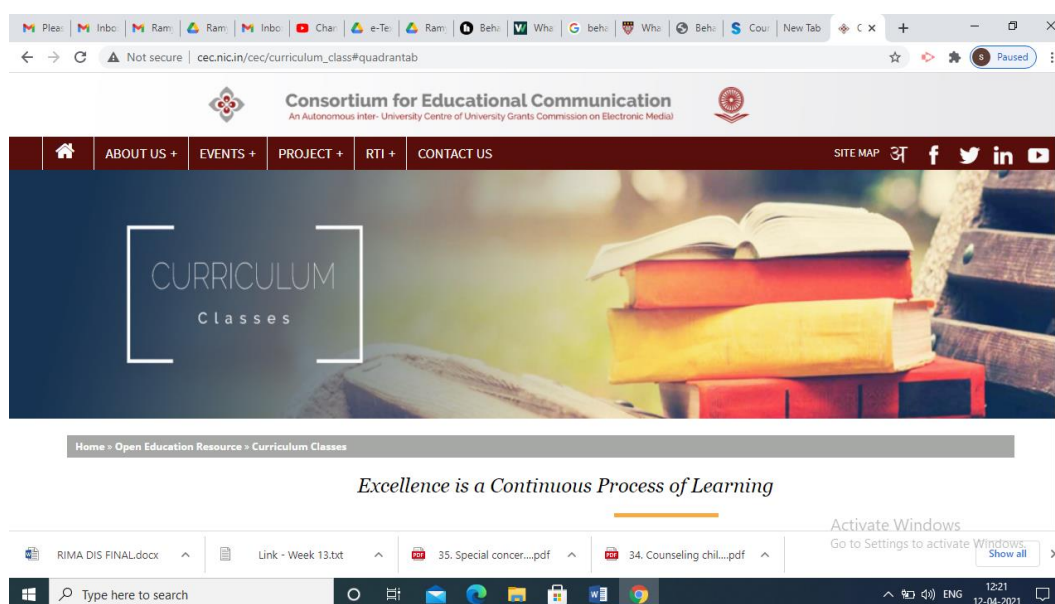
http://www.cec.nic.in/cec/curriculum_class

Procedure of navigation to view e content developed by the faculty for NME-ICT project in CEC web portal is as follows

The link given for the modules of course – B.Ed special education takes to the CEC web portal. There are 7 courses and each course has 5 units which are divided into around 25 modules. Once the link is clicked, the portal opens.

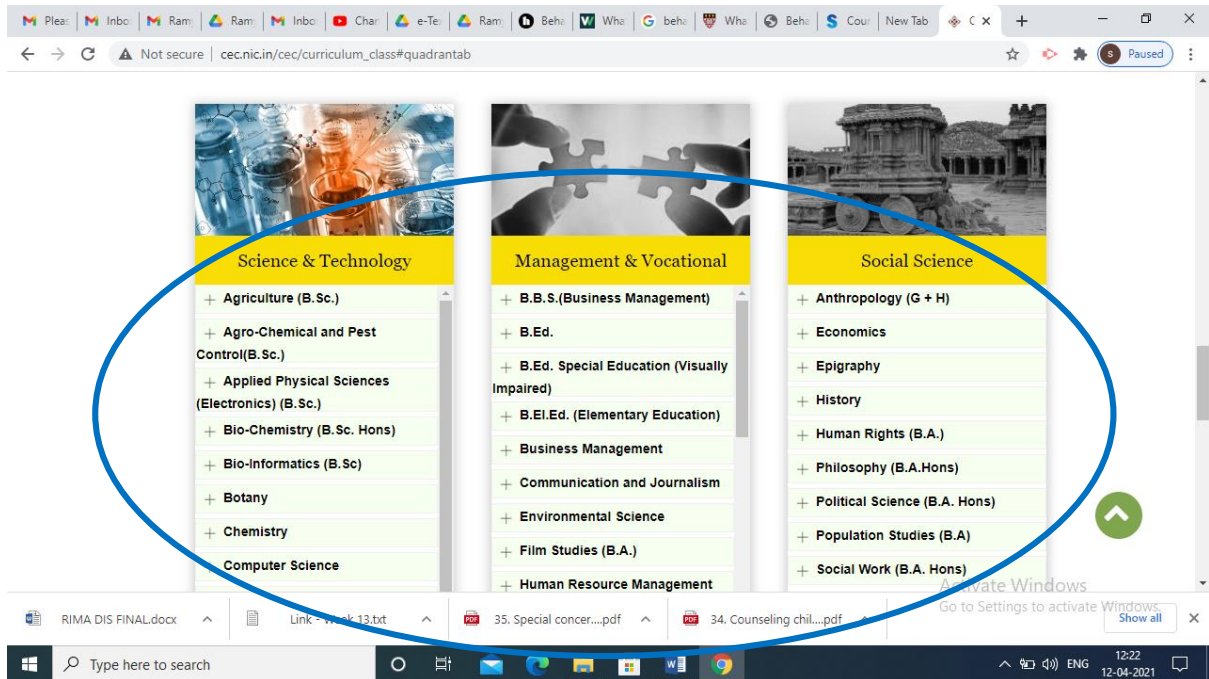
Step 1

The link takes to the home page of the CEC web portal



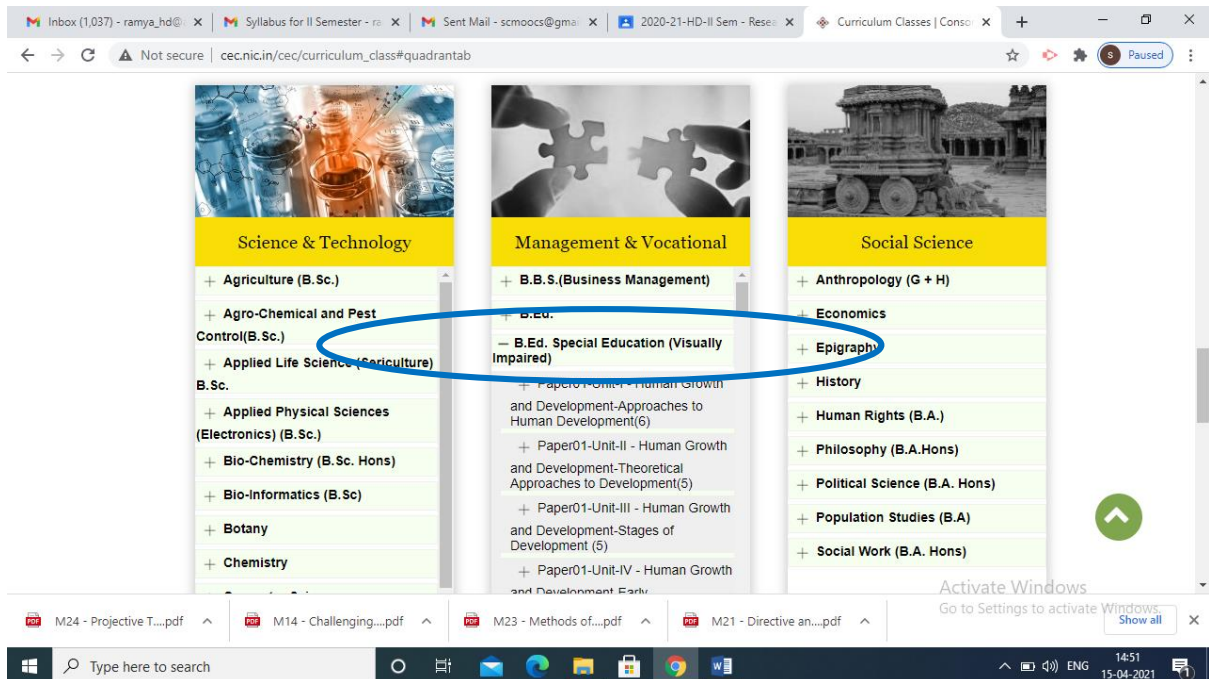
Step 2

Scroll down to view the subjects



Step 3

Select B.Ed Special Education (Visually Impaired)



Step 4

After selecting B.Ed Special Education, the Courses/Papers open – scroll down to view all papers/courses

The screenshot shows a web browser window with the URL cec.nic.in/cec/curriculum_class#q1. The page displays three columns of curriculum options:

- Science & Technology:** Agriculture (B.Sc.), Agro-Chemical and Pest Control(B.Sc.), Applied Life Science (Sericulture) B.Sc., Applied Physical Sciences (Electronics) (B.Sc.), Bio-Chemistry (B.Sc. Hons), Bio-Informatics (B.Sc.), Botany, Chemistry, Computer Science, Cyber Security/Information Security.
- Management & Vocational:** B.Ed. Special Education (Visually Impaired). This course is highlighted with a blue circle. Below it are several units: Paper01-Unit-I - Human Growth and Development-Approaches to Human Development(6), Paper01-Unit-II - Human Growth and Development-Theoretical Approaches to Development(5), Paper01-Unit-III - Human Growth and Development-Stages of Development (5), Paper01-Unit-IV - Human Growth and Development-Early Adolescence(7), Paper01-Unit-V - Human Growth and Development-Adulthood(2), and Paper02-Unit-I - Philosophical Foundations of Education-Contemporary India and Education(6).
- Social Science:** Anthropology (G + H), Economics, Epigraphy, History, Human Rights (B.A.), Philosophy (B.A.Hons), Political Science (B.A. Hons), Population Studies (B.A), Social Work (B.A. Hons).

The Windows taskbar at the bottom shows the time as 14:56 on 15-04-2021.

Step 5

Select the paper/course which appears unit wise. Once the paper/course is selected the modules under each paper/course opens, choose any module

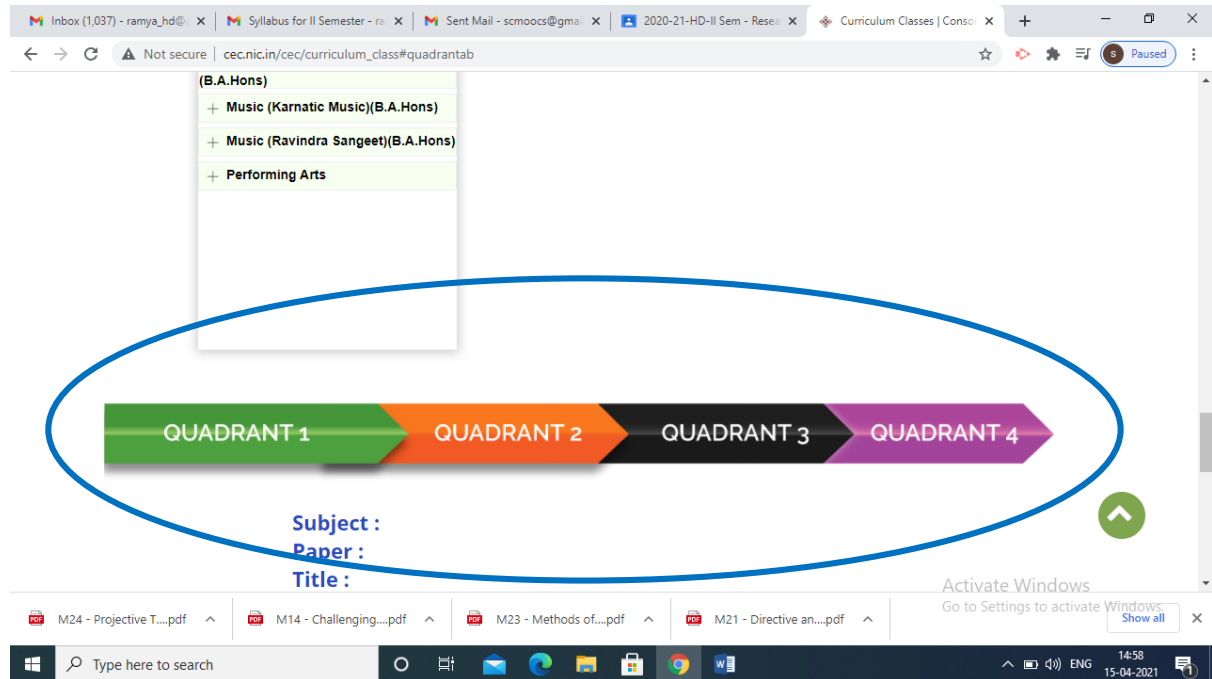
The screenshot shows the same web browser window as in Step 4. The 'B.Ed. Special Education (Visually Impaired)' course is selected in the Management & Vocational column, and a blue circle highlights it. The modules for 'Paper04-Unit-I - Introduction to Neuro Developmental Disabilities-Learning Disabilities(8)' are visible:

1. Learning Disabilities ? I
2. Learning Disabilities ? II
3. Learning Disabilities ? III
4. Strategies to Develop Reading skills
5. Strategies to develop Writing skills
6. Strategies to develop spelling skills
7. Strategies to develop number skills (Maths)
8. Concepts & Definition of learning disability

The Windows taskbar at the bottom shows the time as 14:57 on 15-04-2021.

Step 6

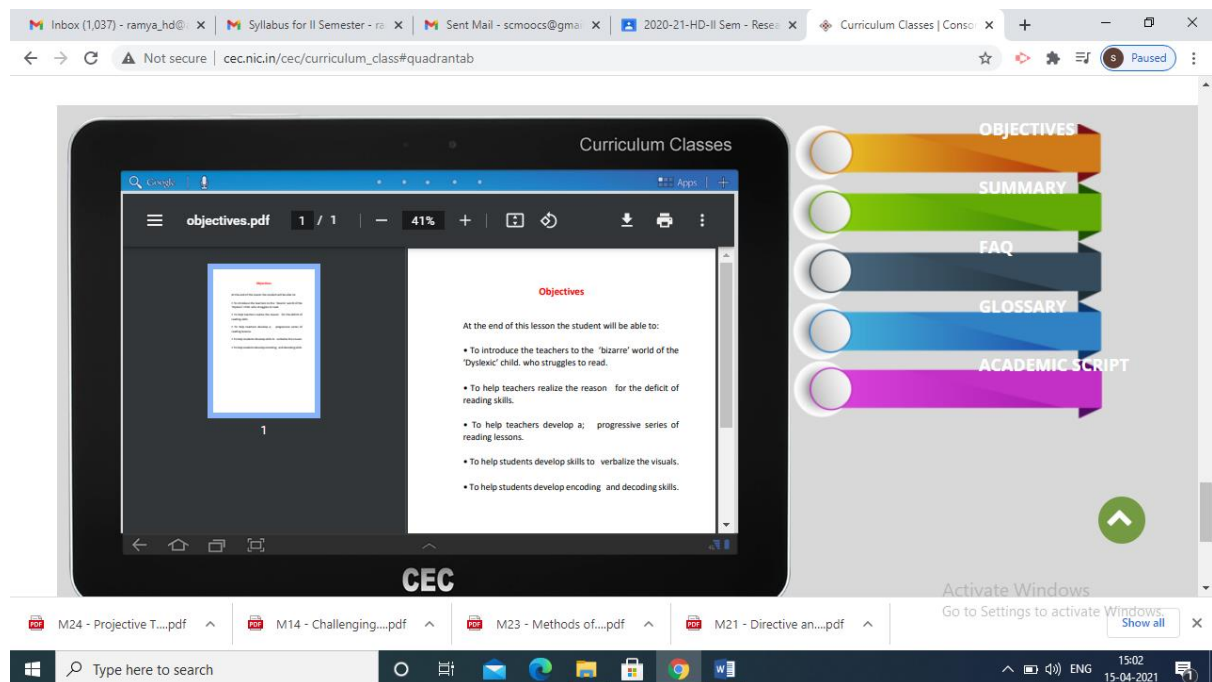
The chosen module consists of four quadrants. Quadrant one comprises of Text resources, quadrant two consists of Visual resources, quadrant three includes Web resources and quadrant four comprises of Self-assessment. Please navigate through these quadrants to explore various segments of the e-module.



The screenshot shows a web browser window with the URL cec.nic.in/cec/curriculum_class#quadrantab. A dropdown menu is open, listing the following options: (B.A.Hons), Music (Karnatic Music)(B.A.Hons), Music (Ravindra Sangeet)(B.A.Hons), and Performing Arts. Below the menu is a horizontal navigation bar with four colored arrows pointing right, labeled QUADRANT 1 (green), QUADRANT 2 (orange), QUADRANT 3 (black), and QUADRANT 4 (purple). A blue oval highlights this navigation bar. Below the navigation bar, the text "Subject:", "Paper:", and "Title:" is visible. The Windows taskbar at the bottom shows several PDF files open, including "M24 - Projective T...", "M14 - Challenging...", "M23 - Methods of...", and "M21 - Directive an...".

A sample of Quadrant 1 and 2 is given below respectively

Quadrant 1



The screenshot shows a tablet displaying a PDF document titled "objectives.pdf" from the "Curriculum Classes" website. The PDF content includes the following objectives:

- At the end of this lesson the student will be able to:
- To introduce the teachers to the 'bizarre' world of the 'Dyslexic' child, who struggles to read.
- To help teachers realize the reason for the deficit of reading skills.
- To help teachers develop a progressive series of reading lessons.
- To help students develop skills to verbalize the visuals.
- To help students develop encoding and decoding skills.

On the right side of the tablet, there is a vertical sidebar menu with the following items: OBJECTIVES, SUMMARY, FAQ, GLOSSARY, and ACADEMIC SCRIPT. The Windows taskbar at the bottom shows the same PDF files as in the previous screenshot.

Quadrant 2

The screenshot shows a web browser window with the URL `cec.nic.in/cec/curriculum_class#quadrantab`. The main content area features a video player titled "Curriculum Classes" displaying "Module-1" in a white cursive font on a dark background. The video player controls show a progress bar at 0:00 / 3:32. To the right of the video is a vertical sidebar menu with six items, each with a circular play button icon: "Introduction" (orange), "Learning Skills to develop" (green), "Emphasize vowels and the short sou" (dark blue), "Introducing two CVC words to make phrases" (light blue), "Long A" (purple), and "Syllable" (teal). Below the sidebar, there is a "Windows" watermark and a "Show all" button. The browser's address bar shows several tabs, including "Inbox (1,037)", "Syllabus for II Semester", "Sent Mail", "2020-21-HD-II Sem - Rese", and "Curriculum Classes | Conso". The Windows taskbar at the bottom shows the search bar, taskbar icons for Edge, File Explorer, and Word, and the system tray with the date "15-04-2021" and time "15:03".