

Avinashilingam Institute for Home Science and Higher Education for Women

(Deemed to be University Estd. u/s 3 of UGC Act 1956, Category A by MHRD)

Re-accredited with A++ Grade by NAAC. CGPA 3.65/4, Category I by UGC

Coimbatore - 641 043, Tamil Nadu, India

ANNUAL ACCOUNTS AND AUDIT REPORT

FY 2024-25



Avinashilingam Institute for Home Science and Higher Education for Women

(Deemed to be University Estd. u/s 3 of UGC Act 1956, Category A by MHRD)

Re-accredited with A++ Grade by NAAC. CGPA 3.65/4, Category I by UGC

Coimbatore - 641 043, Tamil Nadu, India

ANNUAL ACCOUNTS AND AUDIT REPORT

FY 2024-25

Avinashilingam Institute for Home Science and Higher Education for Women, Coimbatore-641043

Annual Accounts-FY-2024-25

Index

Sch. No.	Particulars	Page No.
	C&AG Audit Report	
	Annual Accounts	
	Utilization Certificate	1-2
	Consolidated Balance Sheet	3
	Income and Expenditure Account- Non Plan	4
1	Corpus/Capital Fund	5
2	Designated/Earmarked/Endowment Funds	6
2	Details for Schedule-2 - Designated Fund	7
2-a	Endowment Funds	8-12
3	Current Liabilities & Provisions	13
3(c)	Un Utilized Grants from UGC, Government of India	14
3 (a)	Sponsored Project	15-18
3 (b)	Sponsored Fellowships and Scholarships	19
4	Fixed Assets	20-25
5	Investments	26
5	Details for Investment	27-31
6	Investments - Others	26
7	Current Assets	32
7(a)	Bank Balances -Annexure (Details)	33-36
8	Loans, Advances & Deposits	37-38
8-(a)	Loans, Advances & Deposits - Designated Funds	39
9	Academic Receipts -Non-Plan	40
	Other Accounts	48
	Designated Funds	55

Sch. No.	Particulars	Page No.
10	Grants/Subsidies - Non Plan	41
11	Income from Investments-Non-Plan	42
	Other Accounts	49
	Designated Funds	56
12	Interest Earned - Non-Plan	42
	Other Accounts	49
	Designated Funds	56
13	Other Income- Non-Plan	42
	Other Accounts	49
	Designated Funds	57
14	Prior Period Income - Non-Plan	42
	Other Accounts	49
	Designated Funds	58
15	Staff Payments & Benefits (Establishment Expenses) - Non-Plan	43
	Other Accounts	50
	Designated Funds	58
16	Academic Expenses-Non-Plan	44
	Other Accounts	51
	Designated Funds	59
17	Administrative and General Expenses-Non-Plan	45
	Other Accounts	52
	Designated Funds	60
18	Transportation Expenses-Non-Plan	46
	Other Accounts	53
	Designated Funds	61
19	Repair & Maintenance-Non-Plan	46
	Other Accounts	53
	Designated Funds	61
20	Finance Cost-Non-Plan	46
	Other Accounts	53
	Designated Funds	62
21	Other Expenses-Non-Plan	47
	Other Accounts	54
	Designated Funds	62

Sch. No.	Particulars	Page No.
22	Prior Period Expenses-Non-Plan	47
	Other Accounts	54
	Designated Funds	62
	Balance sheet - Designated	63
	Income and Expenditure - Designated	64
	Balance sheet - Self Finance	65
	Income and Expenditure - Self Finance	66-69
	Balance sheet - Engineering	70
	Income and Expenditure - Engineering	71-74
	Balance sheet - Corpus & General Fund	75
	Income and Expenditure - Corpus & General Fund	76
	Detailed Balance Sheet	77
	Detailed Income & Expenditure	78
	Inter Unit Reconciliation	79-84
	Consolidated Receipts & Payment Accounts	85-86
	GPF- Balance sheet & Income / Expenditure Account	87
	New Pension Scheme - Balance sheet & Income / Expenditure Account	88
23	Significant Accounting Policies	89-93
24	Contingent Liabilities and Notes to Accounts	94-96
4	Fixed Assets - Projects	97



Avinashilingam Institute for Home Science and Higher Education for Women


(Deemed to be University Estd. u/s 3 of UGC Act 1956, Category A by MHRD)

Re-accredited with A++ Grade by NAAC. CGPA 3.65/4, Category I by UGC

Coimbatore - 641 043, Tamil Nadu, India

C&AG AUDIT REPORT

FY 2024-25



महानिदेशक लेखापरीक्षा (केंद्रीय) चेन्नै का कार्यालय
लेखापरीक्षा भवन, 361, अण्णा सालै, तेनामपेट, चेन्नै - 600 018.

OFFICE OF THE DIRECTOR GENERAL OF AUDIT (CENTRAL)
Chennai

"LEKHA PARIKSHA BHAVAN", 361, Anna Salai, Teynampet, Chennai - 600 018.

No. DGA(C)/CE/VIII/28-43/25-26/

Date: .09.2025

To

The Secretary to Government of India,
Ministry of Education,
Department of Higher Education,
Shastri Bhawan,
New Delhi - 110 001.

Sir,

Sub: Separate Audit Report on the accounts of the Avinashilingam Institute for Home Science and Higher Education for Women (Deemed to be University), Coimbatore for the year 2024-25.

I forward herewith the Separate Audit Report on the accounts of Avinashilingam Institute for Home Science and Higher Education for Women (Deemed to be University), Coimbatore for the year 2024-25 along with the statement of accounts. The dates of presentation of the accounts with Separate Audit Report to Parliament may kindly be intimated to this office.

The receipt of this letter with enclosures may kindly be acknowledged.

Yours faithfully,

-Sd-

Encl: As above.

Deputy Director (Central Expenditure)

Copy of the Separate Audit Report of Avinashilingam Institute for Home Science and Higher Education for Women (Deemed to be University), Coimbatore for the year 2024-25 is forwarded to the Vice Chancellor, Avinashilingam Institute for Home Science and Higher Education for Women (Deemed to be University), Coimbatore. It is requested to furnish one copy of the Hindi /English version of the Audit Report and Annual Report as presented to Parliament at an early date. It is also requested to furnish the dates of presentation of the accounts to Parliament for the years 2021-22, 2022-23, 2023-24 and 2024-25.



Deputy Director (Central Expenditure)

Opinion of the Comptroller & Auditor General of India on the Accounts of Avinashilingam Institute for Home Science and Higher Education for Women (Deemed to be University), Coimbatore, for the year ended 31 March 2025

Opinion

We have audited the financial statements of **Avinashilingam Institute for Home Science and Higher Education for Women (Deemed to be University), Coimbatore**, which comprise the statement of financial position as at 31 March 2025 and the Income & Expenditure Account/Receipts & Payment Account for the year then ended, and notes to the financial statements, including a summary of significant accounting policies under Section 20(1) of the Comptroller & Auditor General's (Duties, Powers & Conditions of Service) Act, 1971. The audit has been entrusted for the period up to 2025-26. These financial statements include the accounts of units/branches of the AB.

This Audit Report contains the comments of the Comptroller & Auditor General of India (CAG) on the accounting treatment only with regard to classification, conformity with the best accounting practices, accounting standards, disclosure norms, etc. Audit observations on financial transactions regarding compliance with the Law, Rules and Regulations (Propriety & Regularity) and efficiency cum performance aspects, etc., if any, are reported through inspection reports/ CAG's audit reports separately

In our opinion the accompanying financial statements **Avinashilingam Institute for Home Science and Higher Education for Women (Deemed to be University), Coimbatore** read together with the accounting policies and Notes thereon and matters mentioned in the Separate Audit Report, which follows, **give a true and fair view** of the financial position of the autonomous body as at March 31, 2025, and (of) its financial performance and its cash flows for the year then ended in accordance with format applicable to the AB

Basis for Opinion

We conducted our audit in accordance with the CAG's auditing regulations/standards/manuals/guidelines/guidance-notes/orders/circulars etc. Our responsibilities are further described in the *Auditor's Responsibilities for the Audit of the Financial Statements* section of our report. We are independent of the autonomous body in accordance with ethical requirements that are relevant to our audit of the financial statements, and we have fulfilled our other ethical responsibilities in accordance with these requirements. We believe that the audit evidence we have obtained is sufficient and appropriate to provide a basis for our opinion.

Emphasis of Matter - Nil

Responsibilities of Management for the financial statements

The Governing Body of (AB) is responsible for the preparation and fair presentation of the financial statements in accordance with the format applicable to the AB, and for internal control as management determines it necessary to enable the preparation of financial statements that are free from material misstatement, whether due to fraud or error.

Auditor's Responsibilities for the Audit of the Financial Statements

Our objectives are to obtain reasonable assurance about whether the financial statements as a whole are free from material misstatement, whether due to fraud or error, and to issue an auditor's report that includes our opinion in accordance with CAG's auditing regulations /standards/ manuals/ guidelines/ guidance-notes/ orders/ circulars etc.

For and on behalf of the CAG of India


Director General of Audit (Central) Chennai

Place: Chennai

Date: 25 .09.2025

Separate Audit Report on the Accounts of Avinashilingam Institute for Home Science and Higher Education for Women (Deemed to be University), Coimbatore

A. General

Effect of revision of Accounts - The accounts of the Institute were revised based on audit observations. As a result of revision of accounts, the Assets/ Liabilities increased by ₹59.41 crore and the excess of expenditure over income (deficit) increased by ₹458.74 crore.

B. Management Letter

Deficiencies which have not been included in the Separate Audit Report have been brought to the notice of Avinashilingam Institute for Home Science and Higher Education for Women (Deemed to be University), Coimbatore through a Management Letter issued separately for remedial /corrective action.

C. Assessment of Internal Controls

(i)	Adequacy of Internal Control System:	Adequate
(ii)	Adequacy of Internal Audit System:	Adequate
(iii)	System of Physical Verification of fixed assets:	Adequate
(iv)	System of Physical Verification of inventory:	Adequate
(v)	Regularity in payment of statutory dues:	Regular
(vi)	Other matters relating to functioning of the entity:	Nil

D. Grants in aid

Out of the grants in aid of ₹95.98 crore received during the year, the organisation could utilise ₹89.14 crore leaving a balance of ₹6.84 crore as unutilised grant as on 31 March 2025.

E. Lack of response – Nil Comments



SUPREME AUDIT INSTITUTION OF INDIA
लोकहितार्थं सत्यनिष्ठा
Dedicated to Truth in Public Interest

महानिदेशक लेखापरीक्षा (केंद्रीय) चेन्नै
का कार्यालय

“ऑडिट भवन”, 361, अण्णा सालै, तेयनपेट चेन्नै – 600018
OFFICE OF THE DIRECTOR GENERAL OF
AUDIT (CENTRAL), CHENNAI
'Audit Bhawan', 361, Anna Salai,
Teynampet, Chennai- 600018

J. Shankar Ram, IAAS
Deputy Director (Central Expenditure)

DGA(C)/CE/VIII/28-43/2025-26/22
25.09.2025

Madam,

Please refer to the Separate Audit Report on the Annual Accounts of Avinashilingam Institute for Home Science and Higher Education for Women (Deemed to be University), Coimbatore for the year 2024-25 issued on 25.09.2025. I wish to bring the following deviation noticed in accounting practices/procedures to your notice for remedial action.

1. The balances in the Schedule-2 Earmarked/ Endowment / Designated Funds is to be represented by Cash and Bank Balances, Investments and Interest accrued only and any other representation is in contravention of the format prescribed by MoE
2. The Institute had transferred the entire GIA of ₹18,89,10,000 received during March 25 to the Commercial Bank Account (Indian Bank – NP PFMS Account – SB A/c no. 6753374103) maintained for GIA. The non compliance of the Ministry's instruction related to TSA resulted in unauthorised retention of GIA surplus fund of ₹.6.84 Cr
3. There was in incorrect disclosure of Repairs & Maintenance Expenses under Other payments in Receipts and Payment Account amounting to ₹26,29,531. The revised accounts should have been restricted to the comment but the correction has been made in the administrative expenses of Designated Funds

With regards

Yours sincerely,

Dr.V.Bharathi Harishankar, Ph.D., FRSA
Vice Chancellor
Avinashilingam Institute for Home Science and Higher Education for Women
Coimbatore -641043



Avinashilingam Institute for Home Science and Higher Education for Women

(Deemed to be University Estd. u/s 3 of UGC Act 1956, Category A by MHRD)

Re-accredited with A++ Grade by NAAC. CGPA 3.65/4, Category I by UGC

Coimbatore - 641 043, Tamil Nadu, India

ANNUAL ACCOUNTS

FY 2024-25

AVINASHILINGAM INSTITUTE FOR HOME SCIENCE AND HIGHER EDUCATION FOR WOMEN
COIMBATORE - 641043, TAMIL NADU
GFR 12 - A,[See Rule 238(1)]

Provisional Utilization Certificate for the Year 2024-25 In Respect of Maintenance Grant

1. Name of the Scheme

2. Whether Salary/ Recurring / Creation of Capital Assets

3. Grants position at the beginning of the Financial year

(i) Cash in Bank/Previous Year deficit -MoE/UGC Grant for salary & Pension

(ii) Non Salary- Internal Receipt

Total

Deemed Universities Promoted by Central Government FY 2024-25

Recurring (Salary/ Pension / Non Salary)

- 11,78,71,025

- 1,99,53,889

- 13,78,24,914

4. Details of grants received, expenditure incurred and closing balances: (Actuals)

(Amount in Rs)

Unspent/ Deficit Balances of Grants received years (Figure as at Sl.No.3 (iii))	Interest Earned / Internal Receipts	Interest deposited back to the UGC	Grants received during the year		Total Available funds (1+2-3+4)	Expenditure incurred	Closing Balances (5-6)
1	2	3	4		5	6	7
			Sanction No & Date	Amount			
			SALARY [OH36] / [Head of A/c - 3 (A) 4 (36)]				
			1-1/2024 (DU) DTD.01.05.2024	5,34,09,180			
			1-1/2024 (DU) DTD.24.05.2024	5,34,09,180			
			1-1/2024 (DU) DTD 07.06.2024	5,50,27,640			
			1-1/2024 (DU) DTD 06.08.2024	3,83,76,000			
			1-1/2024 (DU) DTD 23.08.2024	3,83,76,000			
			1-1/2024 (DU) DTD 27.09.2024	4,67,95,000			
			1-1/2024 (DU) DTD 14.11.2024	5,97,33,000			
			1-1/2024 (DU) DTD 20.11.2024	5,97,33,000			
			1-1/2024 (DU) DTD 20.11.2024	6,15,42,000			
			1-1/2024 (DU) DTD 11.03.2025	14,29,45,000			
			SUB TOTAL -1	60,93,46,000	60,93,46,000	50,74,43,778	10,19,02,222
1	2	3	4		5	6	7
			Sanction No & Date	Amount			
			PENSION [OH31]/ [Head of A/c 3 (A) 4(31)]				
			1-1/2024 (DU) DTD.01.05.2024	3,98,14,170			
			1-1/2024 (DU) DTD.24.05.2024	6,75,21,415			
			1-1/2024 (DU) DTD 07.06.2024	6,75,21,415			
			1-1/2024 (DU) DTD 14.11.2024	4,28,02,000			
			1-1/2024 (DU) DTD 20.11.2024	4,28,02,000			
			1-1/2024 (DU) DTD 20.11.2024	4,40,99,000			
			1-1/2024 (DU) DTD 07.03.2025	3,84,65,000			
			1-1/2024 (DU) DTD29.03.2025	75,00,000			
-11,78,71,025			SUB TOTAL -2	35,05,25,000	23,26,53,975	26,61,10,783	-3,34,56,808
-11,78,71,025			MoE/UGC Grant	95,98,71,000	84,19,99,975	77,35,54,561	6,84,45,414

			NON SALARY [Head of A/c 3 (A) 4(31)]			
-1,99,53,889	6,46,49,249		-	4,46,95,360	10,40,44,774	-5,93,49,414
-1,99,53,889	6,46,49,249		SUB TOTAL - 3	4,46,95,360	10,40,44,774	-5,93,49,414
-13,78,24,914	6,46,49,249		GRAND TOTAL (1+2+3)	95,98,71,000	88,66,95,335	90,96,000

Component wise Utilization of grants

Heads	OH36- Salary	OH 31- Pension	OH-35 Capital Assets	Internal Receipts	Total
Opening Balance	-	-11,78,71,025	-	-1,99,53,889	-13,78,24,914
Grand-in-aid received	60,93,46,000	35,05,25,000	-	0	95,98,71,000
Internal Receipts Generated				6,46,49,249	6,46,49,249
Total Funds available (1+2)	60,93,46,000	23,26,53,975	-	4,46,95,360	88,66,95,335
Expenditure incurred	50,74,43,778	26,61,10,783		10,40,44,774	87,75,99,335
Unspent Balance available (3-4)	10,19,02,222	-3,34,56,808	-	-5,93,49,414	90,96,000

Details of grants position at the end of the year

(i) Cash in Hand / Bank/Deficit Balance	90,96,000
(ii) Unadjusted advances	0
Total	90,96,000

Certified that I have satisfied myself that the conditions on which grants were sanctioned have been duly fulfilled/are being fulfilled and that I have exercised following checks to see that the money has been actually utilized for the purpose for which it was sanctioned.

- The main accounts and other subsidiary accounts and registers (including assets registers) are maintained as prescribed in the relevant Act/Rules/Standing instructions (mention the Act/Rules) and have been duly audited by designated auditors. The figures depicted above tally with the audited figures mentioned in financial statements/accounts.
- There exist internal controls for safeguarding public funds/assets, watching outcomes and achievements of physical targets against the financial inputs, ensuring quality in asset creation etc. & the periodic evaluation of internal controls is exercised to ensure their effectiveness.
- To the best of our knowledge and belief, no transactions have been entered that are in violation of relevant Act/Rules/standing instructions and scheme guidelines.
- The responsibilities among the key functionaries for execution of the scheme have been assigned in clear terms and are not general in nature.
- The benefits were extended to the intended beneficiaries and only such areas/districts were covered where the scheme was intended to operate
- The expenditure on various components of the scheme was in the proportions authorized as per the scheme guidelines and terms and conditions of the grants-in-aid.
- It has been ensured that the physical and financial performance under Non Plan (name of the scheme) has been according to the requirements, as prescribed in the guidelines issued by Govt. of India and the performance/targets achieved statement for the year to which the utilization of the fund resulted in outcomes.
- The utilization of the fund resulted in outcomes (to be formulated by the Ministry/Department concerned as per their requirements/specifications.)
- Details of various schemes executed by the agency through grants-in-aid received from the same Ministry or from other Ministries is (to be formulated by the Ministry/Department concerned as per their requirements/specifications).


Finance Officer

Avinashilingam Institute for Home Science
and Higher Education for Women
(University Estd. u/s 3 of UGC Act 1956)
Coimbatore - 641 043.


Registrar

Avinashilingam Institute for Home Science
and Higher Education for Women
(University Estd. u/s 3 of UGC Act 1956)
Coimbatore - 641 043.


VICE CHANCELLOR

Avinashilingam Institute for Home Science
and Higher Education for Women
(University Estd u/s. 3 of UGC Act 1956)
Coimbatore - 641 043.

**AVINASHILINGAM INSTITUTE FOR HOME SCIENCE AND HIGHER EDUCATION
FOR WOMEN COIMBATORE -641043. TAMILNADU
CONSOLIDATED BALANCE SHEET AS AT 31.03.2025**

Particulars	Sch.	2024-25	2023-24
SOURCES OF FUNDS			
Corpus / Capital Fund	1	3,93,18,92,356	14,05,52,401
Designated/Earmarked Funds	2	1,79,68,38,683	1,64,32,60,691
Current Liabilities & Provisions	3	4,93,03,24,077	26,46,33,057
TOTAL		2,79,52,70,404	2,04,84,46,149
APPLICATION OF FUNDS			
Fixed Assets:	4		
-Tangible Assets		69,69,54,440	64,37,01,352
-Intangible Assets		85,71,464	98,78,791
-Capital Work-In-Progress		-	
Investments From Earmarked/ Endowment Funds		-	
-Long Term		-	
-Short term	5	97,49,23,326	85,45,05,896
Investments - Others	6	-	
Current Assets	7	28,16,12,897	14,11,96,248
Loans, Advances & Deposits	8	83,32,08,277	39,91,63,862
TOTAL		2,79,52,70,404	2,04,84,46,149



Finance Officer


Avinashilingam Institute for Home Science
and Higher Education for Women
(University Estd. u/s 3 of UGC Act 1956)
Coimbatore - 641 043.


Registrar

Avinashilingam Institute for Home Science
and Higher Education for Women
(University Estd. u/s 3 of UGC Act 1956)
Coimbatore - 641 043.

AVINASHILINGAM INSTITUTE FOR HOME SCIENCE AND HIGHER EDUCATION FOR WOMEN			
COIMBATORE -641043. TAMILNADU			
INCOME AND EXPENDITURE ACCOUNT FOR THE YEAR ENDED 31.03.2025			
Non-Plan- Maintenance Grant Account			
Particulars	Sch.	Non Plan 2024-25	Non Plan 2023-24
INCOME:			
Academic Receipts	9	4,92,77,009	5,42,17,140
Grants / Subsidies	10	77,35,54,561	78,90,85,207
Income from Investments	11	-	-
Interest Earned	12	21,85,241	11,29,941
Other Income	13	1,31,70,439	1,46,08,099
Prior Period Income	14	16,560	5,76,590
Total (A)		83,82,03,810	85,96,16,977
EXPENDITURE:			
Staff Payments & Benefits (Establishment expenses)	15	5,36,24,98,691	78,90,85,207
Academic Expenses	16	1,97,02,563	1,99,89,845
Administrative and General Expenses	17	2,13,03,700	1,92,44,318
Transportation Expenses	18	8,15,224	1,66,001
Repairs & Maintenance	19	2,13,45,418	1,59,30,639
Finance Costs	20	10,514	18,455
Depreciation	4	2,88,77,248	2,70,81,990
Other Expenses	21	-	-
Prior Period Expenses	22	8,35,509	11,44,412
Total (B)		5,45,53,88,867	87,26,60,867
Balance being excess of Expenditure over Income (A-B)		-4,61,71,85,057	-1,30,43,890
Total		83,82,03,810	85,96,16,977


 Finance Officer
 Avinashilingam Institute for Home Science
 and Higher Education for Women
 (University Estd. u/s 3 of UGC Act 1956)
 Coimbatore - 641 043.


 Registrar
 Avinashilingam Institute for Home Science
 and Higher Education for Women
 (University Estd. u/s 3 of UGC Act 1956)
 Coimbatore - 641 043.

SCHEDULE 1- CORPUS / CAPITAL FUND

		(Amount in Rs.)		
	Particulars	Non-Plan	2024-25	2023-24
	Balance at the beginning of the year	14,05,52,401	14,05,52,401	15,35,96,291
Add:	Grants from UGC, Government of India and State Government to the Extent Utilized for Capital Expenditure (Sch.10-A)	-	-	-
Add:	Assets Purchased out of Earmarked Fund	54,47,40,300	54,47,40,300	-
Add:	Assets Purchased out of Sponsored Project where ownership vests in the Institution		-	-
Add:	Assets Donated / Gift Received		-	-
Add:	Excess of Income over Expenditure Transferred from the Income & Expenditure Account	(4,61,71,85,057)	(4,61,71,85,057)	(1,30,43,890)
	Total	- 3,93,18,92,356 -	3,93,18,92,356	14,05,52,401
	Deduct Deficit transferred from the Income & Expenditure Account		-	
	Balance at the year end	- 3,93,18,92,356 -	3,93,18,92,356	14,05,52,401

SCHEDULE 2 - DESIGNATED / EARMARKED / ENDOWMENT FUNDS**Fund wise Breakup****(Amount in Rs.)**

	Particulars	Corpus Fund	General Fund	Endowment Fund	Designated	Self Finance	Engg.	2024-25	2023-24
A.	Opening Balance	5,41,33,866	23,69,95,716	3,84,55,434	11,30,19,735	45,49,83,267	74,56,72,673	1,64,32,60,691	1,54,53,32,313
1	Additions during the year			4,15,748	- 5,42,59,335		25,64,615	- 5,12,78,972	9,00,003
2	Assets Purchased out of Earmarked Fund							-	2,93,67,586
3	Academic Receipts	-	-		7,42,81,855	17,34,56,265	8,10,89,811	32,88,27,931	27,24,18,855
4	Income from Investments made of the Funds	68,68,671	94,41,743	26,58,070	13,13,517	97,86,845	3,03,84,862	6,04,53,708	4,77,68,808
5	Interest on Savings Bank	1,56,377	3,94,716	19,034	16,20,143	10,49,665	8,05,675	40,45,610	37,02,099
6	Other Income	2,48,59,897	3,55,55,363		71,02,254	15,00,955	1,34,60,902	8,24,79,371	13,10,73,012
7	Prior Period Income	2,29,888	2,90,063	53,415	1,13,940	4,80,433	10,61,395	22,29,134	-
8	Deposits from students		-	29,900	- 5,81,596	4,91,177	- 3,09,975	- 3,70,494	- 19,02,562
9	EMD		-			-	-	-	16,946
10	Inter Unit account payable	-	4,01,41,712		1,75,68,570	1,22,53,881	- 5,10,240	- 1,08,29,501	- 8,72,23,856
11	Other Payables		-			30,895	5,28,697	4,97,802	7,86,267
12	Net Salary Payable	-	9,65,172		- 2,82,613	5,96,296	- 1,15,425	- 7,66,914	12,97,407
13	Outstanding Expenses		-	- 6,21,995	- 6,746	- 1,82,428	- 3,07,075	- 11,18,244	2,48,526
14	Security Deposits		7,868		-	- 22,63,820	- 2,64,634	- 25,20,586	- 16,31,473
15	Statutory Liabilities		10,247	372	1,78,299	97,124	1,014	2,87,056	5,48,335
16	Sundry Creditors		3,00,000		91,260	91,961	- 6,51,223	- 1,68,002	- 11,33,386
	Total (A)	8,62,48,699	24,18,88,832	4,10,09,978	16,01,59,283	65,23,10,726	87,34,11,072	2,05,50,28,590	1,94,15,68,880
B.	Utilisation/Expenditure towards objectives of Funds								
1	i) Capital Expenditure							-	2,93,67,586
2	ii) Revenue Expenditure	-	- 59,20,665	15,34,870	8,39,58,998	12,08,13,988	5,78,02,716	25,81,89,907	26,89,40,603
	Total (B)	-	- 59,20,665	15,34,870	8,39,58,998	12,08,13,988	5,78,02,716	25,81,89,907	29,83,08,189
	Closing balance at the year end (A-B)	8,62,48,699	24,78,09,497	3,94,75,108	7,62,00,285	53,14,96,738	81,56,08,356	1,79,68,38,683	1,64,32,60,691
	Represented by								
1	Bank Balances	44,02,436	64,19,162	23,96,588	2,94,82,901	2,73,03,307	1,80,64,969	8,80,69,363	5,20,20,989
2	Deposits		5,11,930		-	20,30,750	72,55,377	97,98,057	97,97,407
3	Fixed Assets							-	50,37,58,547
4	Inter Unit account	81,24,692	8,62,02,917	2,75,019	2,60,78,286	24,27,92,645	28,58,57,375	64,93,30,934	13,69,75,517
5	Interest Accrued	83,15,278	51,43,129	6,77,032	28,33,582	55,35,393	1,54,30,322	3,79,34,736	4,33,37,857
6	Investments	6,54,06,293	14,93,58,333	3,61,16,380	1,70,37,925	25,29,89,189	45,38,90,206	97,47,98,326	85,45,05,896
7	LIC annuity Investment				-		3,42,85,676	3,42,85,676	3,31,81,981
8	Loans and Advances		1,43,671		4,37,400	1,12,603	4,25,804	11,19,478	25,95,584
9	TCS Receivable					-		-	59,406
10	TDS Receivable		30,355	1,639	2,000	26,741	52,855	1,13,590	64,39,164
11	Receivable from students			8,450	-	-		8,450	-
12	Prepaid Expenses				3,28,191	7,06,110	3,45,772	13,80,073	5,88,343
	Total	8,62,48,699	24,78,09,497	3,94,75,108	7,62,00,285	53,14,96,738	81,56,08,356	1,79,68,38,683	1,64,32,60,691

Schdule 2- Designated / Earmarked / Endowment Funds-Deails for Designated Funds										
Sl.No	Particulars	Avi. Free Working Lunch	Alumni Fee account	R & C	Exam-Gen Fund	Students Deposit Account	Students Fund Account	Online Account	2024-25	2023-24
	Opening Balance	5,75,697	27,06,672	2,34,42,507	5,47,78,306	1,29,16,063	92,07,509	93,92,981	11,30,19,735	21,24,38,595
1	Additions during the year		-		- 5,42,59,335				- 5,42,59,335	2,01,493
2	Academic Receipts	-	-	-		-	7,42,81,855	-	7,42,81,855	7,37,85,351
3	Income from Investments made of the Funds	19,904	1,37,088	11,56,525		-	-	-	13,13,517	42,74,849
4	Interest on Savings Bank A/c	2,167	20,980	90,485		2,11,854	2,83,121	10,11,536	16,20,143	16,35,467
5	Other Income	5,02,250	7,14,375	53,76,191		1,06,250	3,71,756	31,432	71,02,254	72,35,779
6	Prior Period Income	1,817		1,12,123					1,13,940	-
7	Deposits from students	-	-	-	- 16,980	- 5,60,550	- 4,066	-	- 5,81,596	- 11,57,824
8	Inter Unit account payable	-	-	- 9,15,314	- 18,750	- 15,50,309	2,84,02,955	- 83,50,012	1,75,68,570	- 9,68,32,605
9	Net Salary Payable	-	-	6,500	- 3,35,062		45,949	-	- 2,82,613	1,03,512
10	Outstanding expenses	-	-	93,000	- 85,921		- 16,850	3,025	- 6,746	- 6,41,730
11	Security Deposits	-	-	-			-	-	-	- 21,72,286
12	Statutory Liabilities	850	- 960	4,195	- 58,383		2,32,597	-	1,78,299	36,335
13	Sundry Creditors	26,250	-	-	- 3,875		68,885	-	91,260	- 28,190
	Total (A)	11,28,935	35,78,155	2,93,66,212	-	1,11,23,308	11,28,73,711	20,88,962	16,01,59,283	19,88,78,746
	Utilisation/Expenditure towards								-	-
14	i) Capital Expenditure		-		-				-	2,01,493
15	ii) Revenue Expenditure	6,38,000	2,87,870	67,35,324	-	3,18,104	7,49,36,732	10,42,968	8,39,58,998	8,56,57,518
	Total (B)	6,38,000	2,87,870	67,35,324	-	3,18,104	7,49,36,732	10,42,968	8,39,58,998	8,58,59,011
	Closing balance at the year end (A-B)	4,90,935	32,90,285	2,26,30,888	-	1,08,05,204	3,79,36,979	10,45,994	7,62,00,285	11,30,19,735
	Represented by								-	-
16	Bank Balances	1,97,954	9,68,503	43,70,634	-	1,08,05,204	1,20,94,612	10,45,994	2,94,82,901	1,96,67,692
17	Deposits	-	-	-	-	-	-	-	-	2,000
18	Fixed Assets		-						-	1,79,506
19	Inter unit account receivable	-	1,84,694	2,02,625	-	-	2,56,90,967	-	2,60,78,286	7,30,79,283
20	Interest accrued	14,981	1,37,088	26,81,513	-	-	-	-	28,33,582	19,11,049
21	Investments	2,78,000	20,00,000	1,47,59,925	-	-	-	-	1,70,37,925	1,74,41,143
22	Prepaid Expenses			3,28,191	-				3,28,191	
23	Loans and Advances	-	-	2,88,000	-	-	1,49,400	-	4,37,400	3,49,248
24	TDS Receivable	-	-	-	-	-	2,000	-	2,000	3,89,814
	Total for Assets	4,90,935	32,90,285	2,26,30,888	-	1,08,05,204	3,79,36,979	10,45,994	7,62,00,285	11,30,19,735

SCHEDULE 2A- ENDOWMENT FUNDS

S.No.	Name of the Endowment	Opening Balance 01.04.2024		Additions during the year 2024-25		Total		Expenditure on the object during the year 2024-25	Closing Balance 31.03.2025		Total
		Endowment	Accumulat ed interest	Endow- ment	Interest	Endowment	Accu. Interest		Endow-ment	Accu. Interest	
1	2	3	4	5	6	7	8	9	10	11	12(10+11)
1	Sri Avinashilingam Education Trust Account	1,66,17,962	11,245		1287339	1,66,17,962	12,98,584	12,75,009	1,66,17,962	23,575	1,66,41,537
2	Shri. T.S.Dhandapani Chettiar Endowment	2,00,000	95,469		21358	2,00,000	1,16,827		2,00,000	1,16,827	3,16,827
3	Shri. T.S. Thirugnanasambandan Endowment	2,00,000	95,469		21358	2,00,000	1,16,827		2,00,000	1,16,827	3,16,827
4	Shri.S.Krishnamoorthy, Chennai Edowment	2,00,000	95,469		21358	2,00,000	1,16,827		2,00,000	1,16,827	3,16,827
5	Dr. Rajammal P. Devadas Endowment Lecture-Dr.Francile M.Firebaugh	50,000	26,260		5513	50,000	31,773		50,000	31,773	81,773
6	Arutselvar Dr. N. Mahalingam Muthuvizha Endowment	12,75,000	7,54,920		146736	12,75,000	9,01,656	24,912	12,75,000	8,76,744	21,51,744
7	Tiruppur Rathinaswamy Samiammal Endowment - Dr.V.C.Kulandaisamy and Dr.K.Soundaravalli	4,00,000	1,37,204		38833	4,00,000	1,76,037	1,270	4,00,000	1,74,767	5,74,767
8	Dr. Rajammal P., Devadas Empowerment Lecture-Mrs.Revathy Balakrishnan	2,00,000	1,15,875		22834	2,00,000	1,38,709		2,00,000	1,38,709	3,38,709
9	Tmt. Dhanalakshmi Amma Endowment -Dr.S.Ramasamy	50,000	3,867		3893	50,000	7,760		50,000	7,760	57,760
10	Sri Ramasamy Naidu (Suguna group) Endowment	2,00,000	1,23,729		23401	2,00,000	1,47,130		2,00,000	1,47,130	3,47,130
11	Dr. S. Sithalakshmi Endowment - NSS by Dr. C. Velmayil	10,000	6,685		1207	10,000	7,892		10,000	7,892	17,892
12	Dr. S. Sithalakshmi best M.Sc. Extn. Student award	50,000	33,438		6031	50,000	39,469		50,000	39,469	89,469
13	DR.S.Seethalaxmi -NSS award -Dr.C.Velmayil	20,000	13,376		2413	20,000	15,789		20,000	15,789	35,789
14	B.Ed. Proficiency practical medal -Dr.C.Meera	20,000	13,376		2413	20,000	15,789		20,000	15,789	35,789
15	Sri P. Somasundaram & V. Sivanandham Scholarship -Dr.Shyamala	1,00,000	19,051		8606	1,00,000	27,657	1,270	1,00,000	26,387	1,26,387
16	Sri P. S. Chinnaswamy Samiyammal Endowment -Dr.C.Velmayil	1,50,000	43,920		14018	1,50,000	57,938	1,000	1,50,000	56,938	2,06,938
17	Sri P. S. Chinnasamy Gounder Memorial Endowment Scholarship- Dr.C.Velmayil	1,00,000	38,469		10009	1,00,000	48,478		1,00,000	48,478	1,48,478
18	Sri P. S. Chinnasamy Gounder Memorial Endowment Scholarship- Dr.C.Velmayil	50,000	6,644		4095	50,000	10,739	1,050	50,000	9,689	59,689
19	Dr. Rajammal P., Devadas Empowerment Scholarship -Dr.Nirmala K.Murthy	50,000	10,550		4377	50,000	14,927	1,000	50,000	13,927	63,927
20	Periasamy Manonmani Scholarship to Higher mark students- Dr.P.Parvathy	50,000	33,438		6031	50,000	39,469		50,000	39,469	89,469

S.No.	Name of the Endowment	Opening Balance 01.04.2024		Additions during the year 2024-25		Total		Expenditure on the object during the year 2024-25	Closing Balance 31.03.2025		Total
		Endowment	Accumulat ed interest	Endow- ment	Interest	Endowment	Accu. Interest		Endow-ment	Accu. Interest	
1	2	3	4	5	6	7	8	9	10	11	12(10+11)
21	Muktha Bhatji Scholarship for MA (Economics) -Dr.Saraswathi Bahtji	4,00,000	2,46,808		46756	4,00,000	2,93,564	1,000	4,00,000	2,92,564	6,92,564
22	L.K.Subhaiah Gounder & Tmt. Valliammal Scholarship for PG ID&R Mgt -Dr.Sathiavathi Murthi	50,000	22,573		5246	50,000	27,819		50,000	27,819	77,819
23	Dr.G.Krishnabai Scholarship for poor students in B.Sc Textils	1,00,000	43,994		10409	1,00,000	54,403		1,00,000	54,403	1,54,403
24	Shri.T.K.Shanmuganadam Scholarship in Home Science- K.S.Vijaykayan and S.Premalatha	1,00,000	44,651		10456	1,00,000	55,107		1,00,000	55,107	1,55,107
25	Dr.C.Madhavan Scholarship for poor students in M.A. Economics	25,000	16,720		3016	25,000	19,736		25,000	19,736	44,736
26	Dr. Rajammal P., Devadas Empowerment Lecture -Dr.Revathy Balakrishnan & Mary Rhodes	3,00,000	1,62,232		33413	3,00,000	1,95,645		3,00,000	1,95,645	4,95,645
27	Dr.Jim Min Kim Scholarship for PG students, Dept of Bio chemistry, Bio Techonolgy & informatics -	1,00,000	60,047		11570	1,00,000	71,617		1,00,000	71,617	1,71,617
28	Dr.C.Yegammai Scholarship for outstanding Research Scholar from the FSN each year a monthly scholarship of Rs.1000/-	2,00,000	1,17,547		22954	2,00,000	1,40,501		2,00,000	1,40,501	3,40,501
29	Dr. Rajammal P. Devadas Empowerment Lecture -Dr.Radhika Vikram	50,000	3,633		3877	50,000	7,510		50,000	7,510	57,510
30	Dr.Lakshmi Arunachalam to a deserving Ph.D student in FSN towards Research work -Dr.U.K.Lakshmi	50,000	17,258		4862	50,000	22,120		50,000	22,120	72,120
31	Dr. S. Sithalakshmi Endowment fund benefiting the II PG students- Dr.R.Alamelu	20,000	13,376		2413	20,000	15,789		20,000	15,789	35,789
32	Dr. Rajammal P. Devadas Women's Empowerment Scholarship- Mr.Siddarth V.Swaminathan	25,000	9,889		2522	25,000	12,411		25,000	12,411	37,411
33	T.S.Shanmuga Sundram Tirupur-Dr.Gowri Ramakrishnan Scholarship for needy student of PWD category student	1,00,000	60,044		11569	1,00,000	71,613		1,00,000	71,613	1,71,613
34	Alumini Association, North America Chapter	3,05,000	1,40,792		32225	3,05,000	1,73,017	1,000	3,05,000	1,72,017	4,77,017
35	Amma Gold Medal -CA Stores	20,000	10,261		2184	20,000	12,445	1,270	20,000	11,175	31,175
36	Idayam Rajendran Medal - General	35,000	20,290		3997	35,000	24,287	1,270	35,000	23,017	58,017
37	Nalliappan Janaki Ammal Medal - General-Mrs.N.Thangam	10,000	3,569		982	10,000	4,551	1,270	10,000	3,281	13,281
38	Thiru Valargai Maruthasalam, Periyannan Endowment - Dr.K.M.Ramathal	25,000	13,602		2790	25,000	16,392	1,270	25,000	15,122	40,122
39	Mrs.Subha Rehabilitation Medal -Sri.R.G.Michael	1,00,000	57,524		11387	1,00,000	68,911	3,810	1,00,000	65,101	1,65,101
40	Narayanan Ramawarrier Medal-Dr.Usha Chandresekar	20,000	10,261		2186	20,000	12,447	1,270	20,000	11,177	31,177

S.No.	Name of the Endowment	Opening Balance 01.04.2024		Additions during the year 2024-25		Total		Expenditure on the object during the year 2024-25	Closing Balance 31.03.2025		Total
		Endowment	Accumulat ed interest	Endow- ment	Interest	Endowment	Accu. Interest		Endow-ment	Accu. Interest	
1	2	3	4	5	6	7	8	9	10	11	12(10+11)
41	Advocate Hyder & Family Endowment Medal	30,000	20,062		3619	30,000	23,681		30,000	23,681	53,681
42	Dr.Rajammal Devadoss Medal -Ramathilagam	20,000	13,376		2413	20,000	15,789		20,000	15,789	35,789
43	Valliamma Society Medal for best PG students in English	30,000	18,157		3481	30,000	21,638	1,270	30,000	20,368	50,368
44	Alumini Association Medal	20,000	- 0		1446	20,000	1,446		20,000	1,446	21,446
45	Mr.Jack Medal for best community Science	20,000	10,261		2186	20,000	12,447	1,270	20,000	11,177	31,177
46	Mrs.K.Varghese Medal for I Rank students of III Physics	20,000	10,260		2186	20,000	12,446	1,270	20,000	11,176	31,176
47	R. Sowmyalakshmi Medal -S.Ramakrishnan	1,00,000	64,781		11912	1,00,000	76,693	1,270	1,00,000	75,423	1,75,423
48	Amma Medal -Emperor Travels	20,000	13,376		2413	20,000	15,789		20,000	15,789	35,789
49	Mrs. Latha Medal -A.Palaniswamy	20,000	10,260		2185	20,000	12,445	1,270	20,000	11,175	31,175
50	Devandga Education Lecture/ Cultural activity-Devanga Education	50,000	30,994		5855	50,000	36,849		50,000	36,849	86,849
51	Swami Vivekanandha Illam Lecture/ Cultural activity	50,000	33,438		6031	50,000	39,469		50,000	39,469	89,469
52	Dinakaran Aruppukottai Lecture/ Cultural activity	50,000	33,438		6031	50,000	39,469		50,000	39,469	89,469
53	Govt. of Tamil Nadu for Bharathidasan Chair	2,00,000	1,11,144		22499	2,00,000	1,33,643		2,00,000	1,33,643	3,33,643
54	O.P Narula Medal	50,000	27,205		5581	50,000	32,786	2,540	50,000	30,246	80,246
55	Amarajith Singh Medal	5,000	3,208		593	5,000	3,801		5,000	3,801	8,801
56	C.V.Mulk Medal	5,000	363		388	5,000	751	1,270	5,000	-519	4,481
57	P.S.K Murthy medal for B.Sc Bio-Tech-Dr.Nirmala K.Murthy	25,000	13,602		2790	25,000	16,392	1,270	25,000	15,122	40,122
58	Lakshmi N Menon medal-Dr.Rajammal P.Devadoss	20,000	10,261		2187	20,000	12,449	1,270	20,000	11,179	31,179
59	Roshanlal Gupta Medal for B.A function English	20,000	12,823		2373	20,000	15,196		20,000	15,196	35,196
60	Dr. C.Subramanian medal /scholarship	5,00,000	2,48,487		54106	5,00,000	3,02,593	2,540	5,00,000	3,00,053	8,00,053
61	Dr. Nirmala K. Murthy Medal for Dept. of Bio-chemistry	20,000	10,260		2186	20,000	12,446	1,270	20,000	11,176	31,176
62	Sri Sitapadmanbha Medal -Dr.Parvathy Easwaran	20,000	13,376		2413	20,000	15,789		20,000	15,789	35,789
63	Sri A.N. Easwaran Medal -Dr.Parvathy Easwaran	20,000	10,261		2185	20,000	12,446	1,270	20,000	11,176	31,176
64	Sri Nalliappan & Janakiammal Medal -Dr.P.Thangam	10,000	6,685		1207	10,000	7,892		10,000	7,892	17,892
65	Mr. R. Rama Rao Medal in Home Science-Ranbya Rao	60,000	37,009		7012	60,000	44,021	1,270	60,000	42,751	1,02,751
66	Dr. Janabai Giri Gold Medal to M.Sc. Biotechnology -V.Vivekanada	20,000	10,812		2227	20,000	13,039	1,270	20,000	11,769	31,769
67	Dr. Rajammal P. Devadas Memorial Medal -Michael J.Lenaghas& Donud D.Lenaghan	50,000	30,320		5806	50,000	36,126	1,270	50,000	34,856	84,856

S.No.	Name of the Endowment	Opening Balance 01.04.2024		Additions during the year 2024-25		Total		Expenditure on the object during the year 2024-25	Closing Balance 31.03.2025		Total
		Endowment	Accumulat ed interest	Endow- ment	Interest	Endowment	Accu. Interest		Endow-ment	Accu. Interest	
1	2	3	4	5	6	7	8	9	10	11	12(10+11)
68	Dr. Vijayalakshmi Purushothaman Medal of Proficiency in Apparel Designing	20,000	10,811		2227	20,000	13,038	1,270	20,000	11,768	31,768
69	Thiru K. S. Krishnaraj Medal to outstanding B.Ed students-R.Balasakila	20,000	10,261		2184	20,000	12,445	1,270	20,000	11,175	31,175
70	Sodaltech Charitable Trust Medal to best students in IT - K.V.Sudalaimuthu & Co	20,000	11,283		2260	20,000	13,543	1,270	20,000	12,273	32,273
71	Dr. (Mrs.) M. Chandramani - 2 Medal in Child Development & Education	25,000	11,038		2605	25,000	13,643	2,540	25,000	11,103	36,103
72	Sri Ahmedhkan Medal to Interior Designing Students	20,000	10,261		2186	20,000	12,447	1,270	20,000	11,177	31,177
73	Mrs. Malini Lionel Medal to Spl. Edu. Students -Dr.M.Issac Salomon	20,000	10,261		2186	20,000	12,447	1,270	20,000	11,177	31,177
74	N.V. Poulouse, Nadakkal House Medal to M.Sc (Resource Mgt) - Dr.Saramma Royce	25,000	13,602		2790	25,000	16,392	1,270	25,000	15,122	40,122
75	Smt. Saraswathy Duraisamy Medal -Indu Electronic Industies	20,000	10,261		2186	20,000	12,447	1,270	20,000	11,177	31,177
76	GKM-BFO Trophy Medal	20,000	13,376		2413	20,000	15,789		20,000	15,789	35,789
77	Dr. Kamala Ranganathan for Bio Textiles students	20,000	10,261		2186	20,000	12,447	1,270	20,000	11,177	31,177
78	Best Research Award to Home Sci. -Dr.Vijayalaxmi Purusothaman	25,000	16,720		3016	25,000	19,736		25,000	19,736	44,736
79	Janaka ammal Medal Gold Scholarship -Dr.S.Ranga	20,000	10,261		2186	20,000	12,447	1,270	20,000	11,177	31,177
80	Goldmedal for best MSC (T &C) Mrs.P.Sarawathi	10,000	6,685		1207	10,000	7,892		10,000	7,892	17,892
81	Medal for best out going Arts & Science Student-Susila Balagurusamy	50,000	30,320		5806	50,000	36,126	1,270	50,000	34,856	84,856
82	Prof.Balagurusamy Medal for best Our going Engineering Student	25,000	16,720		3016	25,000	19,736		25,000	19,736	44,736
83	Dr.G.Bharatha Medal For NCC cadet	25,000	16,720		3016	25,000	19,736		25,000	19,736	44,736
84	Dr.P.Saraswathi Gold Medal for best M.Sc (T&C)	20,000	10,261		2186	20,000	12,447	1,270	20,000	11,177	31,177
85	Dr.Ramarajam and Sankari medal for physics-R.Balasasirekha	20,000	13,376		2413	20,000	15,789		20,000	15,789	35,789
86	Dr.N.Jeyapoorani Proficiency award for UG Human Development	20,000	13,376		2413	20,000	15,789		20,000	15,789	35,789
87	Smt. Kallavathi Gold Medal-kaarthikeyan	2,50,000	1,64,070		29933	2,50,000	1,94,003	1,270	2,50,000	1,92,733	4,42,733
88	Dr.Rukmani Radhakrishnan Medal to M.Phil Physics Best Students	50,000	33,438		6031	50,000	39,469		50,000	39,469	89,469
89	Dr.K.Lakshmi Medal to UG & PG T&C	25,000	15,011		2892	25,000	17,903		25,000	17,903	42,903
90	M.Ambikaivelu award for MBA-A.Pankajam	25,000	9,542		2497	25,000	12,039	1,270	25,000	10,769	35,769
91	Thiru.Janaki Mallikarjunan Chettiar - for Benefit of UG FSN Dept Dr.M.Amirthaveni	60,000	13,229		5293	60,000	18,523		60,000	18,523	78,523

S.No.	Name of the Endowment	Opening Balance 01.04.2024		Additions during the year 2024-25		Total		Expenditure on the object during the year 2024-25	Closing Balance 31.03.2025		Total
		Endowment	Accumulat ed interest	Endow- ment	Interest	Endowment	Accu. Interest		Endow-ment	Accu. Interest	
1	2	3	4	5	6	7	8	9	10	11	12(10+11)
92	Dr.P.Ambigadevi -Economically Week Student Scholarship	30,000	1,532		2278	30,000	3,810		30,000	3,810	33,810
93	R.Annapoorani	30,000	1,532		2278	30,000	3,810		30,000	3,810	33,810
94	S.Radhadvi - Differently Abled & Special Student	50,000	6,196		4062	50,000	10,258		50,000	10,258	60,258
95	Dr.Rajammal P.Devadas -Chair Trust	15,00,000	3,99,927		137339	15,00,000	5,37,266	3,517	15,00,000	5,33,749	20,33,749
96	Dr.T.S.Avainashilingam Chair Trust	15,00,000	3,60,005		67455	15,00,000	4,27,460		15,00,000	4,27,460	19,27,460
97	Sri.T.S.Dhandapani Chettiar Chair Trust	10,05,000	1,89,710		86362	10,05,000	2,76,072	42,241	10,05,000	2,33,831	12,38,831
98	IT HUB	6,00,000	1,27,124		52561	6,00,000	1,79,685	1,000	6,00,000	1,78,685	7,78,685
99	V.Saradha Ramadas	1,00,000	18,450		8562	1,00,000	27,012		1,00,000	27,012	1,27,012
100	100.Bhagavathi Devi Mundra -Scholarship	1,50,000	31,090		13090	1,50,000	44,180		1,50,000	44,180	1,94,180
101	102. S.R.Sangeeth Raaj Spo by Pankajam -Medal	26,250	4,072		2192	26,250	6,264	1,270	26,250	4,994	31,244
102	103.S.R.Sangeeth Raaj by Pankajam -Scholarship	1,05,000	19,713		9015	1,05,000	28,728	1,000	1,05,000	27,728	1,32,728
103	104.Gurukadaksham Trust Scholarship	1,01,823	0	300	7360	1,02,123	7,360	1,09,483	0	0	0
104	Dr.P.R.Padma Memorial Endowment Fund	7,31,002	12,615	20,000	53754	7,51,002	66,369	12,000	7,51,002	54,369	8,05,371
105	Dr.Parvathy Easwaran	50,000	-45,292		340	50,000	-44,952	5,048	0	0	0
106	K.Ubaidullah Endowment Scholarship	1,00,000	18,434		8569	1,00,000	27,003	1,000	1,00,000	26,003	1,26,003
107	Shri Lalithambiga Trust	10,00,000	1,57,819	16,875	83695	10,16,875	2,41,514		10,16,875	2,41,514	12,58,389
108	Mala Jayaramayya Endowment Fund by Kaavya P.N.Palayam	1,00,000	6,616		7707	1,00,000	14,323		1,00,000	14,323	1,14,323
109	Sri K.Ravikumar - Medal - A.Pankajam	26,250	1,907		2035	26,250	3,942		26,250	3,942	30,192
110	Dr.C.Manickam, MM Tax law	5,00,000	-		36143	5,00,000	36,143		5,00,000	36,143	5,36,143
111	Amudha Adityan Endowment Fund by Kaavya P.N.Palayam	1,00,000	6,616		7707	1,00,000	14,323		1,00,000	14,323	1,14,323
112	Late T.S.Govindarajan Endoment Medal by G.T.Ramesh	25,000	-	1,00,000	1807	1,25,000	1,807		1,25,000	1,807	1,26,807
113	Indian Bank FDR730660342Endowment-HO-Public Relations-M&B			2,28,573	1129	2,28,573	1,129		2,28,573	1,129	2,29,702
114	Varnika Jewellery			50,000	0	50,000	0		50,000	0	50,000
	GRAND TOTAL	3,21,48,287	53,56,952	4,15,748	27,30,519	3,25,64,035	80,87,471	15,34,870	3,24,11,912	67,04,724	3,91,16,636

Balance sheet for Endowment Fund Account as on 31.03.2025			
Liabilities	Rs.	Assets	Rs.
Op.Balance	3,75,05,239	Investment	3,61,16,380
Addition to the Fund	4,15,748	Bank Account	23,96,588
Interest Earned	27,30,519	TDS on investment Rec	1,639
Less: Expenses	- 15,34,870	Accrued Interest	6,77,032
Statutory Liabilities	372	Inter Unit Receivable	2,75,019
Payable Expenditure	3,28,200	Receivable-Students	8,450
Students Deposits	29,900		
Total	3,94,75,108	Total	3,94,75,108

SCHEDULE 3 - CURRENT LIABILITIES & PROVISIONS

(Amount in Rs.)

S.No	Particulars	Non-Plan	Projects	Scholarship	2024-25	2023-24
A. CURRENT LIABILITIES				-	-	-
	Refunded to UGC				-	-
1	Deposits from Staff		-		-	-
2	Deposits from Students	1,44,300			1,44,300	18,200
3	Sundry Creditors	1,47,62,744			1,47,62,744	13,69,607
a.	Advances				-	-
b.	Others:		21,22,727		21,22,727	6,19,964
4	Deposit -Others				-	-
a.	Earnest Money Deposit	4,47,100	1,59,383		6,06,483	12,03,318
b.	Security Deposit	11,62,490			11,62,490	3,06,336
c.	Receipts against sponsored projects				-	-
5	Statutory Liabilities (GPF, TDS, WC TAX EPF, GIS, NPS)	1,65,08,773			1,65,08,773	-
a)	EPF Payable				-	-
b)	Others		73,992		73,992	1,55,60,667
6	Other Current Liabilities				-	-
a.	Establishment Expenses	5,96,66,933			5,96,66,933	15,45,88,700
b.	Projects Grant Accounts - balance Cr(Sch.3a)		1,01,13,132		1,01,13,132	48,87,163
c.	Sponsored Fellowships & scholarships -Cr Balances (Sch.3b)			14,77,930	14,77,930	16,26,260
d.	Unutilized Grants (Sch.10)	6,84,45,414			6,84,45,414	-
e.	Grants in Advance (Sch.10)				-	-
f.	Loan from Management				-	-
g.	other Liabilities:				-	-
h.	Outstanding Expenses	9,40,525	51,58,267		60,98,792	90,54,871
i.	Inter Account Transfer- Payable	9,52,34,111	95,16,162	1,48,845	10,48,99,118	7,53,97,971
j.	Other Expenses -				-	-
k.	Other funds : Examination General Fund	5,46,91,514			5,46,91,514	-
l.	Payables to Students	1,69,355			1,69,355	-
m.	Other Payables	1,96,250		2,40,000	4,36,250	-
B. PROVISIONS					-	-
1	Provision for Expenses				-	-
2	Gratuity	22,96,60,149			22,96,60,149	-
3	superannuation Pension	3,94,82,38,805			3,94,82,38,805	-
4	Accumulated Leave	41,10,45,176			41,10,45,176	-
5	Trade Warranties / Claims				-	-
6	Others (Specify)					
	Total	4,90,13,13,639	2,71,43,663	18,66,775	4,93,03,24,077	26,46,33,057

Note: Unutilized Grants 6(d) will Include Grants Received in Advance for Next Year.

SCHEDULE 3(c) UNUTILISED GRANTS FROM UGC, GOVERNMENT OF INDIA**(Amount in Rs.)**

Particular	Salary-OH36	Pension-OH31	2024-25	2023-24
A. Non-Plan grants: Government of India				
Balance B/F	0	-117871025	-11,78,71,025	-9,74,97,818
Add: Receipts during the year	609346000	350525000	95,98,71,000	76,87,12,000
Total (a)	60,93,46,000	23,26,53,975	84,19,99,975	67,12,14,182
Less Refunds			-	
Less: Utilized for Revenue Expenditure	50,74,43,778	26,61,10,783	77,35,54,561	78,90,85,207
Less: Utilized for Capital expenditure			-	
Total (b)	50,74,43,778	26,61,10,783	77,35,54,561	78,90,85,207
Unutilized carried forward (a-b)	10,19,02,222	-3,34,56,808	6,84,45,414	-11,78,71,025

SCHEDULE 3 (a) SPONSORED PROJECT

(Amount in Rs.)											
S.No.	Name of the Projects	Opening Balance		Receipts during the year			Total	Expenditure	Refun	Closing Balance	
		Credit	Debit	Grant	Interest	Others				Credit	Debit
	UGC Projects										
1	UGC Projects	-	12,18,381		92,177		92,177	9,36,698		-	20,62,902
2	UGC Projects-M Sc Counselling	-	2,14,180		78		78			-	2,14,102
										-	-
	Total for UGC Projects	-	14,32,561	-	92,255	-	92,255	9,36,698	-	-	22,77,004
	DST										
3	DST CURIE	73,281	-		5,384		5,384			78,665	-
4	DST Curie II Phase - Core Research Grant for AI	-	2,23,385		17,435	2	17,437	2,50,948		-	4,56,896
5	MST-Development of Genetics Stocks-Medicinal Prop	-	-	1,75,287			1,75,287	2,28,985		-	53,698
6	MST-Concerted D of Cost Effect Care Dev	-	-	11,79,629			11,79,629	11,79,629		-	-
7	DST-Tech.intervenion...Agro waste			40,37,879			40,37,879	37,25,500		3,12,379	-
8	DST-Formulation of Vegan Skincare			8,74,831			8,74,831	4,01,217		4,73,614	-
9	DST-Optimizing service...Maintenance			11,10,520			11,10,520	11,10,520		-	-
	Total for DST	73,281	2,23,385	73,78,146	22,819	2	74,00,967	68,96,799	-	8,64,658	5,10,594
10	Programes and Schemes	24,01,041	-	27,87,371	1,62,096	1,53,227	31,02,694	52,48,850		2,54,885	-
	ICSSR Project										
11	Development of assessible website	-	52,094	-	6,598	61,506	68,104	-		16,010	-
12	Access and Utilization of PM Fasal Bima	-	-		45	100	145	145		-	-
13	Impact Water Polution on Welfare Loss of Farm	78	-		116	2,897	3,013		-	3,091	-
14	Instituting Women Startups Promoting Incubators	-	-		17	100	117	117		-	-
15	Desinging Product & Socio Cultural of Explorative Study	-	2,85,612		14,271	12,326	26,597	32,500		-	2,91,515
16	MRP-Impact of Traditional & Women Empowerment	-	2,67,540	2,76,000	3,170		2,79,170	1,41,727		-	1,30,097
17	A Policy Document to strudy the Impact of Social	1,20,523	-	2,10,000	1,937		2,11,937	2,10,099		1,22,361	-
18	Corporate Sustainabilty Approached towards	2,55,142	-	4,50,000	7,062		4,57,062	8,53,988		-	1,41,784
19	Education for Visually...Skills	-	-	75,00,000	4,007		75,04,007	34,801		74,69,206	-
	Total for ICSSR Project	3,75,743	6,05,246	84,36,000	37,223	76,929	85,50,152	12,73,377	-	76,10,668	5,63,396
	SERB										
20	SERB - Technology Develpoment for the Support	-	89,551		568		568			-	88,983
21	SERB - Edibile Bio based food packing	-	1,20,298		143		143	-		-	1,20,155
	Total for SERB Project	-	2,09,849	-	711	-	711	-	-	-	2,09,138
22	CMPDI-Ultrasonic Washing for Desuperhising of Coal	-	48,409	5,56,000	8,764		5,64,764	8,10,277	-	-	2,93,922
23	AICTE-IKS Devolpment of Karma Yoga....		-	4,06,440	-	-	4,06,440	4,06,440	-	-	-
24	AYUSH-Validating the Diabetic Wound	-	-	5,20,785	-	-	5,20,785	9,05,418	-	-	3,84,633
	Engineering Projects										
28	Engg - Projects & Schemes	10,97,615	-	4,00,000	49,840	34,630	4,84,470	4,95,457		10,86,628	-
	Total for Engineering Projects	10,97,615	-	4,00,000	49,840	34,630	4,84,470	4,95,457	-	10,86,628	-
	NSS										
30	NSS -ETI	-	57,23,718	12,74,394	41,218	31,94,588	45,10,200			-	12,13,518
31	NSS -Regular	8,25,444	-	5,40,000	34,818	3,72,519	9,47,337	15,71,394		2,01,387	-
32	NSS - Special Camp	-	6,31,342	4,55,000	4,500	5,67,447	10,26,947	5,67,044		-	1,71,439
33	NSS- Corpus	1,14,039	-		3,165		3,165	22,298		94,906	-
	Total For NSS	9,39,483	63,55,060	22,69,394	83,701	41,34,554	64,87,649	21,60,736	-	2,96,293	13,84,957
	Grand Total	48,87,163	88,74,510	2,27,54,136	4,57,409	43,99,342	2,76,10,887	1,91,34,052	-	1,01,13,132	56,23,644

UGC Projects Account

(Amount in Rs.)

Liabilities	Rs.	Assets	Rs.
Capital Fund	-	Fixed Assets	-
Grant account	-	Investments	-
Outstanding expenses	27,49,941	Grant Account	22,77,004
Inter Unit account payable	22,97,975	Inter Unit Fund receivable	2,950
Sundry Creditors	1,800	Bank Account	27,68,422
EMD / Security Deposit	-	Loans and Advances	-
Statutory Liabilities	200	Interest Accrued	-
	-	Deposits	1,540
	-	TDS Receivable	-
Total	50,49,916	Total	50,49,916

DST

Liabilities	Rs.	Assets	Rs.
Capital Fund	2,18,91,072	Fixed Assets	2,18,91,072
Grant account	8,64,658	Investments	-
Outstanding expenses	1,28,204	Grant Account	5,10,594
Inter Unit account payable	12,22,453	Inter Unit Fund receivable	21,83,527
Sundry Creditors	13,22,017	Bank Account	8,43,211
EMD / Security Deposit	-	Loans and Advances	-
Statutory Liabilities	-	Interest Accrued	-
	-	Deposits	-
	-	TCS on Purchases	-
Total	2,54,28,404	Total	2,54,28,404

PROGRAMMES AND SCHEMES

Liabilities	Rs.	Assets	Rs.
Capital Fund	-	Fixed Assets	-
Grant account	2,54,885	Investments	-
Outstanding expenses	7,71,747	Grant Account	-
Inter Unit account payable	45,79,567	Inter Unit Fund receivable	5,67,291
Sundry Creditors	1,15,000	Bank Account	51,46,677
EMD / Security Deposit	-	Loans and Advances	1,507
Statutory Liabilities	48,247	Interest Accrued	-
	-	Deposits	3,300
	-	TDS Receivable	50,671
Total	57,69,446	Total	57,69,446

ICSSR Project

Liabilities	Rs.	Assets	Rs.
Capital Fund	72,820	Fixed Assets	72,820
Grant account	76,10,668	Investments	-
Outstanding expenses	1,800	Grant Account	5,63,396
Inter Unit account payable	7,82,061	Inter Unit Fund receivable	-
Sundry Creditors	1,93,027	Bank Account	81,59,400
EMD / Security Deposit	1,30,000	Loans and Advances	9,560
Statutory Liabilities	14,800	Interest Accrued	-
	-	Deposits	-
	-	TDS Receivable	-
Total	88,05,176	Total	88,05,176

SERB

(Amount in Rs.)

Liabilities	Rs.	Assets	Rs.
Capital Fund	3,87,229	Fixed Assets	3,87,229
Grant account	-	Investments	-
Outstanding expenses	14,739	Grant Account	2,09,138
Inter Unit account payable	1,10,150	Inter Unit Fund receivable	-
Sundry Creditors	98,550	Bank Account	26,301
EMD / Security Deposit	12,000	Loans and Advances	-
Statutory Liabilities	-	Intrest Accrued	-
	-	Deposits	-
	-	TDS Receivable	-
Total	6,22,668	Total	6,22,668

Coal India-CMPDI

Liabilities	Rs.	Assets	Rs.
Capital Fund	15,85,920	Fixed Assets	15,85,920
Grant account	-	Investments	-
Outstanding expenses	37,200	Grant Account	2,93,922
Inter Unit account payable	-	Inter Unit Fund receivable	-
Sundry Creditors	2,88,000	Bank Account	12,483
EMD / Security Deposit	-	Loans and Advances	-
Statutory Liabilities	76	Intrest Accrued	-
	-	Deposits	-
	-	TDS Receivable	18,871
Total	19,11,196	Total	19,11,196

AICTE-IKS Development of Karma Yoga....

Liabilities	Rs.	Assets	Rs.
Capital Fund	-	Fixed Assets	-
Grant account	-	Investments	-
Outstanding expenses	-	Grant Account	-
Inter Unit account payable	-	Inter Unit Fund receivable	-
Sundry Creditors	-	Bank Account	-
EMD / Security Deposit	-	Loans and Advances	-
Statutory Liabilities	-	Intrest Accrued	-
	-	Deposits	-
	-	TDS Receivable	-
Total	-	Total	-

AYUSH-Validating the Diabetic Wound

Liabilities	Rs.	Assets	Rs.
Capital Fund	-	Fixed Assets	-
Grant account	-	Investments	-
Outstanding expenses	-	Grant Account	3,84,633
Inter Unit account payable	3,46,456	Inter Unit Fund receivable	-
Sundry Creditors	38,177	Bank Account	-
EMD / Security Deposit	-	Loans and Advances	-
Statutory Liabilities	-	Intrest Accrued	-
	-	Deposits	-
	-	TDS Receivable	-
Total	3,84,633	Total	3,84,633

Engineering Projects

(Amount in Rs.)

Liabilities	Rs.	Assets	Rs.
Capital Fund	-	Fixed Assets	-
Grant account	10,86,628	Investments	1,25,000
Outstanding expenses	-	Grant Account	-
Inter Unit account payable	35,000	Inter Unit Fund receivable	-
Sundry Creditors	66,156	Bank Account	10,85,820
EMD / Security Deposit	17,383	Loans and Advances	-
Statutory Liabilities	10,634	Intrest Accrued	4,981
	-	Deposits	-
	-	TDS Receivable	-
Total	12,15,801	Total	12,15,801

NSS ACCOUNT

(Amount in Rs.)

Liabilities	Rs.	Assets	Rs.
Capital Fund		Fixed Assets	
Grant account	2,96,293	Investments	
Outstanding expenses	14,54,636	Grant Account	13,84,957
Inter Unit account payable	1,42,500	Inter Unit Fund receivable	18,134
Sundry Creditors	-	Bank Account	4,89,363
EMD / Security Deposit		Loans and Advances	1,010
Statutory Liabilities	35	Intrest Accrued	
		Deposits	
		TDS Receivable	
Total	18,93,464	Total	18,93,464

Abstract for Project Accounts

(Amount in Rs.)

Liabilities	Rs.	Assets	Rs.
Capital Fund	2,39,37,041	Fixed Assets	2,39,37,041
Grant account	1,01,13,132	Investments	1,25,000
Outstanding expenses	51,58,267	Grant Account	56,23,644
Inter Unit account payable	95,16,162	Inter Unit Fund receivable	27,71,902
Sundry Creditors	21,22,727	Bank Account	1,85,31,677
EMD / Security Deposit	1,59,383	Loans and Advances	12,077
Statutory Liabilities	73,992	Intrest Accrued	4,981
	-	Deposits	4,840
	-	TDS /Receivable	69,542
Total	5,10,80,704	Total	5,10,80,704

SCHEDULE 3 (b) SPONSORED FELLOWSHIPS AND SCHOLARSHIPS

(Amount in Rs.)							
S.No.	Name of the Sponsor	Opening Balance		Transactions during the		Closing Balance	
	<u>Fellowship Accounts</u>						
1	2	3	4	5	6	7	8
		CR.	DR	CR.	DR	CR.	DR
1	Junior Research Fellowship	-	-			-	-
2	ICSSR Doctoral Fellowship	9,06,686	-	11,39,250	19,03,051	1,42,885	-
3	Inspire Fellowship	2,29,501	-	13,15,935	15,08,436	37,000	-
4	Rajiv Gandhi Fellowship	1,876	-			1,876	-
5	CSIR-Grant	74,950	74,950			74,950	74,950
6	Wise Kiran		-	10,66,860	4,21,872	6,44,988	-
	Total for Fellowship	12,13,013	74,950	35,22,045	38,33,359	9,01,699	74,950
	<u>Scholarship Accounts</u>						
1	Adi Dravida Scholarship	-	-			-	-
2	BC/MBC Scholarship	2,000	-			2,000	-
3	Gurukadaksham Trust Scholarshi	-	-	4,19,851	3,84,138	35,713	-
	Total for Scholarship	2,000	-	4,19,851	3,84,138	37,713	-
1	General Fund	3,34,702	-	52,321		3,87,023	-
2	Unknown Remittance	1,46,495	-		-	1,46,495	-
3	Agaram Foundation	5,000	-		-	5,000	-
	Total for others	4,86,197	-	52,321	-	5,38,518	
	GRAND TOTAL	17,01,210	74,950	39,94,217	42,17,497	14,77,930	74,950

Balance sheet

(Amount in Rs.)					
<u>Liabilities</u>	Cr	Dr	Rs.	<u>Assets</u>	Rs.
Fellowship Grant	9,01,699	74,950	8,26,749	<u>Indian bank accounts</u>	
Scholarship Grant	37,713	-	37,713	A/c No.835702320	17,34,424
Others	5,38,518	-	5,38,518	A/c No.6753374806	264
Inter unit account payable	1,48,845		1,48,845	A/c No.6718871211	57,137
Expenditure Payable	2,40,000		2,40,000	Inter unit account receivable	
Total	18,66,775	74,950	17,91,825	Total	17,91,825

Schedule No.4 (FIXED ASSETS)

Non-Plan Account

Amount in Rupees

No.	Particulars	GROSS BLOCK				DEPRECIATION				NET BLOCK	
		Opening Balance	Additions during the year	Deductions during the year	Closing Balance	Depreciation Op.Balance	Depreciation for the year	Deds/ Adj	Total Depreciation	2024-25	2023-24
	Tangible Assets							-			
1	Land	-			-	-			-	-	-
2	Site Development	-			-	-			-	-	-
3	Buildings	3,42,32,971			3,42,32,971	90,99,651	6,84,659		97,84,310	2,44,48,661	2,51,33,320
4	Roads & Bridges	34,48,432			34,48,432	3,85,697	68,969		4,54,666	29,93,766	30,62,735
5	Tubewells & Water Supply	-			-	-			-	-	-
6	Sewage & Drainage	19,64,236			19,64,236	2,35,709	39,285		2,74,994	16,89,242	17,28,527
7	Electrical Installation and	1,73,73,935	37,40,701	4,76,475	2,06,38,161	49,02,518	10,31,908	2,85,885	56,48,541	1,49,89,620	1,24,71,417
8	Plant & Machinery	7,49,30,564			7,49,30,564	4,54,67,633	37,46,528		4,92,14,161	2,57,16,404	2,94,62,932
9	Scientific & Lab Equipment	2,44,78,908	1,82,45,583		4,27,24,491	86,39,926	22,00,159		1,08,40,085	3,18,84,406	1,58,38,982
10	Office Equipment	4,57,79,876	13,41,500		4,71,21,376	3,81,64,149	19,24,784		4,00,88,933	70,32,442	76,15,726
11	Audio Visual Equipment	1,79,20,481	6,38,141		1,85,58,622	70,51,749	13,91,897		84,43,646	1,01,14,976	1,08,68,732
12	Computers & Peripherals	4,01,12,644	56,47,234		4,57,59,878	2,98,26,683	44,05,814		3,42,32,497	1,15,27,381	1,02,85,961
13	Furniture, Fixtures & Fittings	2,72,44,037	8,95,395		2,81,39,432	1,30,43,951	21,10,457		1,51,54,408	1,29,85,024	1,42,00,086
14	Vehicles	28,44,328			28,44,328	11,31,363	2,84,433		14,15,796	14,28,532	17,12,965
15	Library Books & Scientific	2,40,21,856	14,95,204		2,55,17,060	1,55,60,578	11,75,655		1,67,36,233	87,80,827	84,61,278
	Total for Tangible Assets	31,43,52,268	3,20,03,758	4,76,475	34,58,79,551	17,35,09,606	1,90,64,548	2,85,885	19,22,88,269	15,35,91,282	14,08,42,662
	Intangible Assets										
1	E-Journals	1,72,45,135	54,66,144		2,27,11,279	1,08,37,626	65,02,358		1,73,39,984	53,71,295	64,07,509
2	Computer Software	2,06,34,490	25,61,944		2,31,96,434	1,80,63,065	33,10,342	-	2,13,73,407	18,23,027	25,71,425
3	Patents and Copyrights	-	-		-	-			-	-	-
	Total for Intangible Assets	3,78,79,625	80,28,088	-	4,59,07,713	2,89,00,691	98,12,700	-	3,87,13,391	71,94,322	89,78,934
	Grand Total (A)	35,22,31,893	4,00,31,846	4,76,475	39,17,87,264	20,24,10,297	2,88,77,248	2,85,885	23,10,01,660	16,07,85,604	14,98,21,596
	Capital Work in Progress (B)										
	TOTAL (A+B)	35,22,31,893	4,00,31,846	4,76,475	39,17,87,264	20,24,10,297	2,88,77,248	2,85,885	23,10,01,660	16,07,85,604	14,98,21,596

Schedule No.4 (FIXED ASSETS)

General Fund

Amount in Rupees

No.	Particulars	GROSS BLOCK				DEPRECIATION				NET BLOCK	
		Opening Balance	Additions during the year	Deductions during the year	Closing Balance	Depreciation Op.Balance	Depreciation for the year	Deds/ Adj	Total Depreciation	2024-25	2023-24
	Tangible Assets							-			
1	Land	-			-	-			-	-	-
2	Site Development	-			-	-			-	-	-
3	Buildings	4,70,10,169			4,70,10,169	1,76,27,521	9,40,203		1,85,67,724	2,84,42,445	2,93,82,648
4	Roads & Bridges	-			-	-			-	-	-
5	Tubewells & Water Supply	-			-	-			-	-	-
6	Sewage & Drainage	-			-	-			-	-	-
7	Electrical Installation and Equipment	5,91,111			5,91,111	88,668	29,556		1,18,224	4,72,887	5,02,443
8	Plant & Machinery	1,92,21,066	3,97,600		1,96,18,666	1,92,21,066	9,80,933	67,27,373	1,34,74,626	61,44,040	-
9	Scientific & Lab Equipment	-			-	-			-	-	-
10	Office Equipment	13,41,375			13,41,375	12,52,038	1,00,603	2,17,839	11,34,802	2,06,573	89,337
11	Audio Visual Equipment	-			-	-			-	-	-
12	Computers & Peripherals	1,54,66,404			1,54,66,404	1,54,66,404	-		1,54,66,404	-	-
13	Furniture, Fixtures & Fittings	55,90,975			55,90,975	55,90,975	4,19,323	19,27,753	40,82,545	15,08,430	-
14	Vehicles	20,48,657			20,48,657	20,48,657	2,04,867	4,09,732	18,43,792	2,04,865	-
15	Library Books & Scientific Journals	39,00,314			39,00,314	39,00,314	3,90,031	3,90,032	39,00,313	1	-
	Total for Tangible Assets	9,51,70,071	3,97,600	-	9,55,67,671	6,51,95,643	30,65,516	96,72,729	5,85,88,430	3,69,79,241	2,99,74,428
	Intangible Assets										
1	E-Journals				-	-		-	-	-	-
2	Computer Software				-	-			-	-	-
3	Patents and Copyrights				-	-			-	-	-
	Total for Intangible Assets	-	-	-	-	-	-	-	-	-	-
		9,51,70,071	3,97,600	-	9,55,67,671	6,51,95,643	30,65,516	96,72,729	5,85,88,430	3,69,79,241	2,99,74,428
	Capital Work in Progress (B)										
	TOTAL (A+B)	9,51,70,071	3,97,600	-	9,55,67,671	6,51,95,643	30,65,516	96,72,729	5,85,88,430	3,69,79,241	2,99,74,428

Schedule No.4 (FIXED ASSETS)

Self Finance

Amount in Rupees

No.	Particulars	GROSS BLOCK				DEPRECIATION				NET BLOCK	
		Opening Balance	Additions during the year	Deductions during the year	Closing Balance	Depreciation Op.Balance	Depreciation for the year	Deds/ Adj	Total Depreciation	2024-25	2023-24
	Tangible Assets							-			
1	Land	-			-	-			-	-	-
2	Site Development	-			-	-			-	-	-
3	Buildings	23,89,18,909			23,89,18,909	2,93,07,408	47,78,378		3,40,85,786	20,48,33,123	20,96,11,501
4	Roads & Bridges	-			-	-			-	-	-
5	Tubewells & Water Supply	-			-	-			-	-	-
6	Sewage & Drainage	-			-	-			-	-	-
7	Electrical Installation and Equipment	11,78,577	7,17,750		18,96,327	74,951	94,816		1,69,767	17,26,560	11,03,626
8	Plant & Machinery	-			-	-			-	-	-
9	Scientific & Lab Equipment	85,99,566	28,04,213		1,14,03,779	71,32,017	9,10,184		80,42,201	33,61,578	14,67,549
10	Office Equipment	93,00,460	66,670	25,000	93,42,130	51,89,252	7,00,660	15,000	58,74,912	34,67,218	41,11,208
11	Audio Visual Equipment	41,56,539	2,77,957		44,34,496	8,58,975	3,32,587		11,91,562	32,42,934	32,97,564
12	Computers & Peripherals	2,36,59,687	24,06,929		2,60,66,616	2,35,17,179	5,97,366		2,41,14,545	19,52,071	1,42,508
13	Furniture, Fixtures & Fittings	1,31,78,819	8,66,502		1,40,45,321	60,23,631	10,53,399		70,77,030	69,68,291	71,55,188
14	Vehicles	91,17,453			91,17,453	28,72,690	9,11,745		37,84,435	53,33,018	62,44,763
15	Library Books & Scientific Journals	18,73,043	7,42,810		26,15,853	3,57,886	2,61,585		6,19,471	19,96,382	15,15,157
	Total for Tangible Assets	30,99,83,053	78,82,831	25,000	31,78,40,884	7,53,33,989	96,40,720	15,000	8,49,59,709	23,28,81,175	23,46,49,064
	Intangible Assets										
1	E-Journals				-			-	-	-	-
2	Computer Software		15,81,845		15,81,845		6,32,739		6,32,739	9,49,106	-
3	Patents and Copyrights				-				-	-	-
	Total for Intangible Assets	-	15,81,845	-	15,81,845	-	6,32,739	-	6,32,739	9,49,106	-
	Grand Total (A)	30,99,83,053	94,64,676	25,000	31,94,22,729	7,53,33,989	1,02,73,459	15,000	8,55,92,448	23,38,30,281	23,46,49,064
	Capital Work in Progress (B)				-					-	-
	TOTAL (A+B)	30,99,83,053	94,64,676	25,000	31,94,22,729	7,53,33,989	1,02,73,459	15,000	8,55,92,448	23,38,30,281	23,46,49,064

Schedule No.4 (FIXED ASSETS)

School of Engineering

Amount in Rupees

No.	Particulars	GROSS				DEPRECIATION				NET BLOCK	
		Opening Balance	Additions during the year	Deductions during the year	Closing Balance	Depreciation Op.Balance	Depreciation for the year	Deds/ Adj	Total Depreciation	2024-25	2023-24
	Tangible Assets							-			
1	Land	25,20,817	-		25,20,817	-			-	25,20,817	25,20,817
2	Site Development	-			-	-			-	-	-
3	Buildings	31,19,10,288	11,76,358		31,30,86,646	8,79,91,188	62,61,733		9,42,52,921	21,88,33,725	22,39,19,100
4	Roads & Bridges	-			-	-			-	-	-
5	Tubewells & Water Supply	-			-	-			-	-	-
6	Sewage & Drainage	-			-	-			-	-	-
7	Electrical Installation and Equipment	19,11,602	5,74,882	20,000	24,66,484	1,28,661	1,23,324	16,500	2,35,485	22,30,999	17,82,941
8	Plant & Machinery	-			-	-			-	-	-
9	Scientific & Lab Equipment	7,83,39,529	9,01,100		7,92,40,629	7,83,39,529	9,01,100	2,19,07,882	5,73,32,747	2,19,07,882	-
10	Office Equipment	1,62,21,938	44,800		1,62,66,738	1,62,21,938	44,800	43,48,874	1,19,17,864	43,48,874	-
11	Audio Visual Equipment	3,69,407	2,22,431		5,91,838	46,569	44,388	-	90,957	5,00,881	3,22,838
12	Computers & Peripherals	2,14,32,828	2,79,286		2,17,12,114	1,65,56,093	13,23,387		1,78,79,480	38,32,634	48,76,735
13	Furniture, Fixtures & Fittings	2,66,97,423	7,61,285		2,74,58,708	2,66,97,423	7,61,285	96,62,516	1,77,96,192	96,62,516	-
14	Vehicles	1,48,16,027	24,02,944		1,72,18,971	1,01,82,766	7,55,101		1,09,37,867	62,81,104	46,33,261
15	Library Books & Scientific Journals	2,45,27,148	2,89,223		2,48,16,371	2,45,27,148	2,89,223	32,25,791	2,15,90,580	32,25,791	-
	Total for Tangible Assets	49,87,47,007	66,52,309	20,000	50,53,79,316	26,06,91,315	1,05,04,341	3,91,61,563	23,20,34,093	27,33,45,223	23,80,55,692
	Intangible Assets										
1	E-Journals	22,21,485			22,21,485	20,51,169	1,70,316		22,21,485	-	1,70,316
2	Computer Software	1,08,27,003			1,08,27,003	1,00,97,462	4,43,940	1,42,435	1,03,98,967	4,28,036	7,29,541
3	Patents and Copyrights	-			-	-			-	-	-
	Total for Intangible Assets	1,30,48,488	-	-	1,30,48,488	1,21,48,631	6,14,256	1,42,435	1,26,20,452	4,28,036	8,99,857
	Grand Total (A)	51,17,95,495	66,52,309	20,000	51,84,27,804	27,28,39,946	1,11,18,597	3,93,03,998	24,46,54,545	27,37,73,259	23,89,55,549
	Capital Work in Progress (B)				-					-	-
	TOTAL (A+B)	51,17,95,495	66,52,309	20,000	51,84,27,804	27,28,39,946	1,11,18,597	3,93,03,998	24,46,54,545	27,37,73,259	23,89,55,549

Schedule No.4 (FIXED ASSETS)

Alumni Account

Amount in Rupees

[illegible]

Schedule No.4 (FIXED ASSETS)

Abstract

Amount in Rupees

No.	Particulars	GROSS BLOCK				DEPRECIATION				NET BLOCK	
		Opening Balance	Additions during the year	Deductions during the year	Closing Balance	Depreciation Op.Balance	Depreciation for the year	Deds/ Adj	Total Depreciation	2024-25	2023-24
	Tangible Assets										
1	Land	25,20,817	-	-	25,20,817	-	-	-	-	25,20,817	25,20,817
2	Site Development	-	-	-	-	-	-	-	-	-	-
3	Buildings	63,20,72,337	11,76,358	-	63,32,48,695	14,40,25,768	1,26,64,973	-	15,66,90,741	47,65,57,955	48,80,46,570
4	Roads & Bridges	34,48,432	-	-	34,48,432	3,85,697	68,969	-	4,54,666	29,93,766	30,62,735
5	Tubewells & Water Supply	-	-	-	-	-	-	-	-	-	-
6	Sewage & Drainage	19,64,236	-	-	19,64,236	2,35,709	39,285	-	2,74,994	16,89,242	17,28,527
7	Electrical Installation and Equipment	2,11,77,301	50,33,333	4,96,475	2,57,14,159	52,00,902	12,85,708	3,02,385	61,84,225	1,95,29,934	1,59,76,399
8	Plant & Machinery	9,41,51,630	3,97,600	-	9,45,49,230	6,46,88,699	47,27,461	67,27,373	6,26,88,787	3,18,60,444	2,94,62,932
9	Scientific & Lab Equipment	11,14,18,003	2,19,50,896	-	13,33,68,899	9,41,11,472	40,11,443	2,19,07,882	7,62,15,033	5,71,53,866	1,73,06,531
10	Office Equipment	7,26,43,649	14,52,970	25,000	7,40,71,619	6,08,27,377	27,70,847	45,81,713	5,90,16,511	1,50,55,107	1,18,16,271
11	Audio Visual Equipment	2,24,46,427	11,38,529	-	2,35,84,956	79,57,293	17,68,872	-	97,26,165	1,38,58,791	1,44,89,134
12	Computers & Peripherals	10,07,50,980	83,33,449	-	10,90,84,429	8,53,82,242	63,42,450	-	9,17,24,692	1,73,59,737	1,53,68,738
13	Furniture, Fixtures & Fittings	7,27,11,254	25,23,182	-	7,52,34,436	5,13,55,980	43,44,464	1,15,90,269	4,41,10,175	3,11,24,261	2,13,55,274
14	Vehicles	2,88,26,465	24,02,944	-	3,12,29,409	1,62,35,476	21,56,146	4,09,732	1,79,81,890	1,32,47,519	1,25,90,989
15	Library Books & Scientific	5,43,22,361	25,27,237	-	5,68,49,598	4,43,45,926	21,16,494	36,15,823	4,28,46,597	1,40,03,001	99,76,435
	Total for Tangible Assets	1,21,84,53,892	4,69,36,498	5,21,475	1,26,48,68,915	57,47,52,540	4,22,97,112	4,91,35,177	56,79,14,475	69,69,54,440	64,37,01,352
	Intangible Assets				-						
1	E-Journals	1,94,66,620	54,66,144	-	2,49,32,764	1,28,88,795	66,72,674	-	1,95,61,469	53,71,295	65,77,825
2	Computer Software	3,14,61,493	41,43,789	-	3,56,05,282	2,81,60,527	43,87,021	1,42,435	3,24,05,113	32,00,169	33,00,966
3	Patents and Copyrights	-	-	-	-	-	-	-	-	-	-
	Total for Intangible Assets	5,09,28,113	96,09,933	-	6,05,38,046	4,10,49,322	1,10,59,695	1,42,435	5,19,66,582	85,71,464	98,78,791
	Grand Total (A)	1,26,93,82,005	5,65,46,431	5,21,475	1,32,54,06,961	61,58,01,862	5,33,56,807	4,92,77,612	61,98,81,057	70,55,25,904	65,35,80,143
	Capital Work in Progress (B)	-	-	-	-	-	-	-	-	-	-
	TOTAL (A+B)	1,26,93,82,005	5,65,46,431	5,21,475	1,32,54,06,961	61,58,01,862	5,33,56,807	4,92,77,612	61,98,81,057	70,55,25,904	65,35,80,143

SCHEDULE 5 : INVESTMENTS FROM EARMARKED / ENDOWMENT FUNDS

(Amount in Rs.)

S.NO	Particular	Corpus Fund	General Fund	Endowment Fund	Designated Fund	Projects	Self Finance	Engineering	2024-25	2023-24
1	In Central Government Securities									
2	In State Government Securities									
3	Other Approved Securities									
4	Shares									
5	Debentures and Bonds									
6	Term Deposits with Banks	6,54,06,293	14,93,58,333	3,61,16,380	1,70,37,925	1,25,000	25,29,89,189	45,38,90,206	97,49,23,326	85,45,05,896
7	Others (to be specified)									
	Total	6,54,06,293	14,93,58,333	3,61,16,380	1,70,37,925	1,25,000	25,29,89,189	45,38,90,206	97,49,23,326	85,45,05,896

SCHEDULE 6 : INVESTMENTS - OTHERS

(Amount in Rs.)

S.NO	Particular	Non Plan	2024-25	2023-24
1	In Central Government Securities			
2	In State Government Securities			
3	Other Approved Securities			
4	Shares			
5	Plan			
6	Non Plan			
	Total	-	-	-

**AVINASHILINGAM INSTITUTE FOR HOME SCIENCE AND HIGHER EDUCATION FOR WOMEN,
COIMBATORE -641043. TAMILNADU**

List of fixed deposit held by the Institute as on 31-03-2025

Corpus Fund Account							
S.No	Name of the bank	FDR No	Date of Investment	Date of Maturity	Amount of Investment	Maturity Amount	Rate of Interest
1	Indian Bank	0443944 / 6775625393	05-07-2022	05-07-2025	44,10,917	52,11,759	5.60%
2	Indian Bank	0014684 / 7808819738	29-06-2024	45,872.00	8,50,000	9,19,670	7.25%
3	TPFIDC	0955907 / 0120200955907	03-09-2024	03-09-2025	1,20,00,000	1,30,01,925	8.10%
4	Indian Bank	0933103 / 7920690292	29-11-2024	03-01-2026	45,07,901	48,80,019	7.30%
5	Indian Bank	0825607 / 6854522386	29-01-2025	29-01-2026	11,74,354	12,47,645	6.10%
6	TPFIDC	0870280 / 0120200870280	07-10-2021	07-10-2026	50,00,000	74,29,737	8.00%
7	TPFIDC	0870281 / 0120200870281	07-10-2021	07-10-2026	50,00,000	74,29,737	8.00%
8	TPFIDC	0870285 / 0120200870285	18-10-2021	18-10-2026	35,00,000	52,00,816	8.00%
9	TPFIDC	0870286 / 0120200870286	18-10-2021	18-10-2026	50,00,000	74,29,737	8.00%
10	TPFIDC	9181492 / 0120109181492	28-11-2023	28-11-2026	70,00,000	70,00,000	7.71%
11	Indian Bank	0947624 / 6564643265	15-09-2022	15-09-2027	6,58,860	8,72,214	5.65%
12	Indian Bank	0947738 / 6573435276	17-10-2022	17-10-2027	33,59,739	44,47,698	5.65%
13	Indian Bank	0710056 / 6598534981	11-01-2023	11-01-2028	12,44,522	16,84,467	6.10%
14	TPFIDC	0954889 / 0120200954889	20-08-2024	20-08-2028	1,17,00,000	1,61,24,695	8.10%
				Total	6,54,06,293	8,28,80,119	

General Fund Account

S.No	Name of the bank	FDR No	Date of Investment	Date of Maturity	Amount of Investment	Maturity Amount	Rate of Interest
1	Indian Bank	0933202 / 7944615241	31-12-2024	02-04-2025	5,39,51,386	5,49,30,493	7.20%
2	Indian Bank	0014421 / 7745100167	22-03-2024	26-04-2025	53,54,674	57,93,570	7.25%
3	Indian Bank	0317354 / 7429907137	01-05-2024	01-05-2025	53,51,874	56,85,882	6.10%
4	Indian Bank	0014660 / 7808629963	29-06-2024	03-08-2025	35,00,000	37,86,877	7.25%
5	Indian Bank	0014661 / 7808631825	29-06-2024	03-08-2025	42,00,000	45,44,253	7.20%
6	Indian Bank	0918681 / 7259859138	27-07-2022	27-08-2025	20,00,000	23,74,358	5.60%
7	TPFIDC	0958375 / 0120200958375	04-10-2024	04-10-2025	3,00,00,000	3,25,04,813	8.10%
8	Indian Bank	0317973 / 7611314130	26-10-2024	30-11-2025	44,29,653	47,95,312	7.30%
9	Indian Bank	0014053 / 7636895635	29-11-2024	03-01-2026	44,48,921	48,16,170	7.30%
10	Indian Bank	0933102 / 7920691058	29-11-2024	03-01-2026	12,07,005	13,06,641	7.30%
11	Indian Bank	0933174 / 7941010327	26-12-2024	30-01-2026	44,75,566	48,45,015	7.30%
12	Indian Bank	0014208 / 7679240225	24-01-2025	28-02-2026	44,95,602	48,66,705	7.30%
13	Indian Bank	0014271 / 7701597566	25-02-2025	01-04-2026	46,03,777	49,83,809	7.30%
14	TPFIDC	9181491 / 0120109181491	28-11-2023	28-11-2026	19,00,000	19,00,000	7.71%
15	TPFIDC	0954890 / 0120200954890	20-08-2024	20-08-2028	1,47,00,000	2,02,59,233	8.10%
16	Indian Bank	0945769 / 6419831608	19-03-2025	19-03-2026	1,33,433	1,41,761	6.10%
17	Indian Bank	0014339 / 7723400509	27-03-2025	01-05-2026	46,06,442	49,86,694	7.30%
				Total	14,93,58,333	16,25,21,586	

Endowment Account

S.No	Name of the bank	FDR No	Date of Investment	Date of Maturity	Amount of Investment	Maturity Amount	Rate of Interest
1	Indian Bank	0443934 / 6773788190	02-07-2022	02-07-2025	6,28,404	7,37,023	5.35%
2	Indian Bank	0443080 / 6680707044	20-05-2024	20-05-2025	2,52,907	2,68,691	6.10%
3	Indian Bank	0443079 / 6680697830	20-05-2024	20-05-2025	3,53,528	3,75,592	6.10%
4	Indian Bank	0014683/7813631658	05-07-2024	09-08-2025	20,00,000	21,63,930	7.25%
5	Indian Bank	0317007 / 7346460782	21-11-2022	21-11-2025	4,30,000	5,20,227	6.40%
6	Indian Bank	0180368/ 6963847404	23-12-2020	23-12-2025	5,00,000	6,45,784	5.15%
7	Indian Bank	0180369/ 6963856281	23-12-2020	23-12-2025	7,00,000	9,04,097	5.15%
8	TPFIDC	9175045 / 0120109175045	15-07-2023	15-07-2026	50,00,000	50,00,000	7.71%
9	TPFIDC	9175046 / 0120109175046	15-07-2023	15-07-2026	50,00,000	50,00,000	7.71%
10	TPFIDC	9175047 / 0120109175047	15-07-2023	15-07-2026	50,00,000	50,00,000	7.71%
11	TPFIDC	9175048 / 0120109175048	15-07-2023	15-07-2026	50,00,000	50,00,000	7.71%
12	TPFIDC	9175049 / 0120109175049	15-07-2023	15-07-2026	40,00,000	40,00,000	7.71%
13	TPFIDC	9181493 / 0120109181493	28-11-2023	28-11-2026	10,00,000	10,00,000	7.71%
14	Indian Bank	0933104 / 7920830015	29-11-2024	28-11-2026	6,54,186	7,53,025	7.10%
15	Indian Bank	0933105 / 7920789270	29-11-2024	28-11-2026	7,86,686	9,05,544	7.10%
16	Indian Bank	0933107 / 7920824863	29-11-2024	28-11-2026	7,86,686	9,05,544	7.10%
17	Indian Bank	0933109 / 7920827092	29-11-2024	28-11-2026	11,01,367	12,67,769	7.10%
18	Indian Bank	0933110 / 7920828358	29-11-2024	28-11-2026	10,34,563	11,90,872	7.10%
19	Indian Bank	0933106/ 7920823654	29-11-2024	28-11-2026	7,86,686	9,05,544	7.10%
20	Indian Bank	0933108 / 7920825903	29-11-2024	28-11-2026	11,01,367	12,67,769	7.10%
		Total			3,61,16,380	3,78,11,411	

Designated Fund: FDRs**FREE WORKING LUNCH SCHEME**

S.No	Name of the bank	FDR No	Date of Investment	Date of Maturity	Amount of Investment	Maturity Amount	Rate of Interest
1	Indian Bank	0014796 / 7834544318	02-08-2024	06-09-2025	2,78,000	3,00,786	7.25%
				Total	2,78,000	3,00,786	

Alumini Account

S.No	Name of the bank	FDR No	Date of Investment	Date of Maturity	Amount of Investment	Maturity Amount	Rate of Interest
1	Indian Bank	0014487 / 7766379825	29-04-2024	03-06-2025	10,00,000	10,81,965	7.25%
2	Indian Bank	0014488 / 7766384202	29-04-2024	03-06-2025	10,00,000	10,81,965	7.25%
				Total	20,00,000	21,63,930	

Research & Consultancy Account

S.No	Name of the bank	FDR No	Date of Investment	Date of Maturity	Amount of Investment	Maturity Amount	Rate of Interest
1	Indian Bank	0443945/6775624548	05-07-2022	05-07-2025	34,86,437	41,19,431	5.60%
2	Indian Bank	0014818/ 7836057810	03-08-2024	07-09-2025	19,00,000	20,55,733	7.25%
3	TPFIDC	0120200870282 / 0870282	07-10-2021	07-10-2026	40,00,000	59,43,790	8.00%
4	Indian Bank	0947625/6564642024	15-09-2022	15-09-2027	17,13,043	22,67,765	5.65%
5	Indian Bank	0947660/6567900672	17-09-2022	17-09-2027	1,05,442	1,39,586	5.65%
6	Indian Bank	0947912/6585859235	30-11-2022	30-11-2027	35,55,003	48,59,332	6.30%
				Total	1,47,59,925	1,93,85,637	
		Total for Designated Fund			1,70,37,925	2,18,50,353	

Self Finance: FDRs

S.No	Name of the bank	FDR No	Date of Investment	Date of Maturity	Amount of Investment	Maturity Amount	Rate of Interest
1	Indian Bank	0918804 / 7298274674	23-05-2024	23-05-2025	19,61,212	20,83,610	6.10%
2	Indian Bank	0825018 / 6785764731	30-07-2024	30-07-2025	19,32,964	20,53,600	6.10%
3	Indian Bank	0014897 / 7858861974	03-09-2024	08-10-2025	75,72,261	81,92,921	7.25%
4	Indian Bank	0825196 / 6807783366	20-09-2024	20-09-2025	30,61,015	32,52,052	6.30%
5	Indian Bank	0933082 / 7913333386	20-11-2024	25-12-2025	3,00,000	3,24,764	7.30%
6	Indian Bank	0933083 / 7913333669	20-11-2024	25-12-2025	3,00,000	3,24,764	7.30%
7	Indian Bank	0933084 / 7913333750	20-11-2024	25-12-2025	3,00,000	3,24,764	7.30%
8	Indian Bank	0317974 / 7612604486	03-12-2024	03-12-2025	3,23,336	3,50,027	7.25%
9	Indian Bank	0933258 / 7972574344	12-02-2025	12-02-2030	5,00,000	6,81,770	6.25%
10	Indian Bank	0933261 / 7972573861	12-02-2025	12-02-2030	7,00,000	9,54,477	6.25%
11	Indian Bank	0933262 / 7972575257	12-02-2025	12-02-2030	5,00,000	6,81,770	6.25%
12	Indian Bank	0933263 / 7972573453	12-02-2025	12-02-2030	7,00,000	9,54,477	6.25%
13	Indian Bank	0933330 / 7998339457	21-03-2025	21-06-2025	8,00,00,000	8,14,92,164	7.40%
14	Indian Bank	0933348/8004775034	29-03-2025	30-06-2025	3,70,00,000	3,75,89,212	6.25%
				Total	13,51,50,788	13,92,60,372	

Examination Self-Finance Account

S.No	Name of the bank	FDR No	Date of Investment	Date of Maturity	Amount of Investment	Maturity Amount	Rate of Interest
1	Indian Bank	0014659/7808633425	29-06-2024	03-08-2025	33,00,000	35,70,484	7.25%
2	Indian Bank	0014706/7816683514	09-07-2024	13-08-2025	50,00,000	54,09,825	7.25%
3	Indian Bank	0014707/7816685023	09-07-2024	13-08-2025	50,00,000	54,09,825	7.25%
4	Indian Bank	0014830/7841420983	09-08-2024	10-05-2025	5,05,00,000	5,33,85,462	7.45%
5	Indian Bank	0014854/7847536130	19-08-2024	23-09-2025	40,00,000	43,27,860	7.25%
6	Indian Bank	0014855/7847536888	19-08-2024	23-09-2025	40,00,000	43,27,860	7.25%
7	Indian Bank	0014879/7850405689	22-08-2024	26-09-2025	30,00,000	32,45,895	7.25%
8	Indian Bank	0014880/7850406274	22-08-2024	26-09-2025	30,00,000	32,45,895	7.25%
9	Indian Bank	0014896/7858864192.	03-09-2024	08-10-2025	40,00,000	43,27,860	7.25%
10	Indian Bank	0933192/7949199642	07-01-2025	03-11-2025	50,00,000	52,96,541	7.05%
11	Indian Bank	0933226/7957521107	21-01-2025	17-11-2025	50,00,000	52,96,541	7.05%
12	Indian Bank	0933227/7957521606	21-01-2025	17-11-2025	50,00,000	52,96,541	7.05%
13	Indian Bank	0933228/7957523115	21-01-2025	17-11-2025	50,00,000	52,96,541	7.05%
14	Indian Bank	0933237/7960128202	24-01-2025	28-02-2026	40,00,000	43,30,192	7.30%
15	Indian Bank	0933239/7960130094	24-01-2025	28-02-2026	40,00,000	43,30,192	7.30%
16	Indian Bank	0933238/7960129329	24-01-2025	28-02-2026	40,00,000	43,30,192	7.30%
				Total	11,38,00,000	12,14,27,706	

Conference & Seminar/Workshop Account

S.No	Name of the bank	FDR No	Date of Investment	Date of Maturity	Amount of Investment	Maturity Amount	Rate of Interest
1	Indian Bank	0014729 / 7821611246	16-07-2024	20-08-2025	3,00,371	3,24,991	7.25%
2	Indian Bank	0014739 / 7822949680	18-07-2024	22-08-2025	2,38,030	2,57,540	7.25%
3	Indian Bank	0933020 / 7884858393	08-10-2024	12-11-2025	20,00,000	21,65,096	7.30%
4	Indian Bank	0933021 / 7884859793	08-10-2024	12-11-2025	15,00,000	16,23,822	7.30%
				Total	40,38,401	43,71,449	

Total for Self Finance Accounts 25,29,89,189 26,50,59,527

School of Engineering: FDRs

SCHOOL OF ENGINEERING

S.No	Name of the bank	FDR No	Date of Investment	Date of Maturity	Amount of Investment	Maturity Amount	Rate of Interest
1	Canara bank	1205401000896/4	22-05-2019	22-05-2029	1,02,67,811	1,86,25,995	6.00%
2	State Bank	SBI 43863290787	26-02-2025	25-09-2025	2,00,00,000	2,07,65,631	6.50%
3	Indian Bank	0014307/7714278206	08-02-2024	08-02-2027	3,32,395	4,00,364	6.25%
4	Indian Bank	0014410/7740261299	16-03-2024	20-04-2025	50,00,000	54,09,825	7.25%
5	Indian Bank	0014411/7740261903	16-03-2024	20-04-2025	50,00,000	54,09,825	7.25%
6	Indian Bank	0014412/7740262328	16-03-2024	20-04-2025	50,00,000	54,09,825	7.25%
7	Indian Bank	0014413/7740333481	16-03-2024	20-04-2025	49,90,000	53,99,005	7.25%
8	Indian Bank	0014630/7802609205	21-06-2024	26-07-2025	1,00,00,000	1,08,19,650	7.25%
9	Indian Bank	0014631/7802608315	21-06-2024	26-07-2025	1,00,00,000	1,08,19,650	7.25%
10	Indian Bank	0014635/7803745747	24-06-2024	29-07-2025	1,00,00,000	1,08,19,650	7.25%
11	Indian Bank	0014636/7803748578	24-06-2024	29-07-2025	1,00,00,000	1,08,19,650	7.25%
12	Indian Bank	0014638/7804269877	25-06-2024	30-07-2025	1,00,00,000	1,08,19,650	7.25%
13	Indian Bank	0014639/7804271058	25-06-2024	30-07-2025	1,00,00,000	1,08,19,650	7.25%
14	Indian Bank	0014676/7812669184	04-07-2024	26-05-2025	50,00,000	52,15,304	4.75%
15	Indian Bank	0014719/7819296237	12-07-2024	16-08-2025	50,00,000	54,09,825	7.25%
16	Indian Bank	0014720/7819299759	12-07-2024	16-08-2025	50,00,000	54,09,825	7.25%
17	Indian Bank	0014721/7819300630	12-07-2024	16-08-2025	50,00,000	54,09,825	7.25%
18	Indian Bank	0014726/7820861842	16-07-2024	20-08-2025	50,00,000	54,09,825	7.25%
19	Indian Bank	0014727/7820862198	16-07-2024	20-08-2025	50,00,000	54,09,825	7.25%
20	Indian Bank	0014813/7833383042	31-07-2024	04-09-2025	40,00,000	43,27,860	7.25%
21	Indian Bank	0933225/7957524108	21-01-2025	17-11-2025	50,00,000	52,96,541	7.05%
22	Indian Bank	0933328/7998335963	21-03-2025	30-04-2025	6,50,00,000	6,54,98,630	7.00%
23	Indian Bank	0933329/7998337165	21-03-2025	30-05-2025	6,50,00,000	6,59,03,767	7.25%
24	Indian Bank	0933333/8001124121	25-03-2025	28-07-2025	9,00,00,000	9,23,11,644	7.50%
25	Indian Bank	0014725/7820645797	15-07-2024	16-04-2025	5,25,00,000	5,55,40,764	7.55%
				Total	42,20,90,206	44,74,82,005	

SELF FINANCE EMPLOYEES GRATUITY FUND

S.No	Name of the bank	FDR No	Date of Investment	Date of Maturity	Amount of Investment	Maturity Amount	Rate of Interest
1	TNPFCL	0120109178785	07-10-2023	07-10-2026	68,00,000	68,00,000	7.71%
2	TNPFCL	0120109035757	13-08-2020	13-08-2025	80,00,000	80,00,000	8.57%
3	TNPFCL	0120109035760	13-08-2020	13-08-2025	80,00,000	80,00,000	8.57%
4	TNPFCL	0120109035762	13-08-2020	13-08-2025	90,00,000	90,00,000	8.57%
				Total	3,18,00,000	3,18,00,000	

Total for Engineering 45,38,90,206

Engineering Project & Schemes

S.No	Name of the bank	FDR No	Date of Investment	Date of Maturity	Amount of Investment	Maturity Amount	Rate of Interest
1	Indian Bank	0014935/7867410422	16-09-2024	21-10-2025	1,25,000	1,35,246	7.25%
				Total	1,25,000	1,35,246	

Grand Total for Sch.5A 97,49,23,326

SCHEDULE 7 - CURRENT ASSETS

(Amount in Rs.)

S.N	Particular	Non-Plan	Corpus Fund	General Fund	Endowment	Desig Fund	Projects	Scholarship	Self Finance	Engineering	2024-25	2023-24
1. Stock:												
a)	Stores and Spares											
b)	Loose Tools											
c)	Publications											
d)	Laboratory Cemicals, Consumables and Glass ware											
e)	Building Material											
f)	Electrical Mateial											
g)	Stationery											
h)	Water supply Material											
2. Sundry Debtors:												
a)	Debts Outstanding for a Period Exceeding Six Months											
b)	Others											
3. Cash and Bank Balances:												
a)	With Scheduled Banks:											
	- In Savings Accounts	17,32,20,032	44,02,436	64,19,162	23,96,588	2,94,82,901	1,85,31,677	17,91,825	2,73,03,307	1,80,64,969	28,16,12,897	14,11,96,248
b)	With Non Scheduled Banks:											
4. Post Office Savings Accounts												
	Total	17,32,20,032	44,02,436	64,19,162	23,96,588	2,94,82,901	1,85,31,677	17,91,825	2,73,03,307	1,80,64,969	28,16,12,897	14,11,96,248

Schedule 7 A (Annexure - A- Bank Balances)
Bank Balances Accounts as on 31.03.2025 as per Cash Book

					Amount in Rupees
S.No.	Account	Bank Name	Account No	Balance	Total Balance
	Non Plan				
1	Non-Plan fee	Indian Bank	998534811	12,68,205	
2	NP PFMS Account	Indian Bank	6753374103	16,75,05,142	
3	TN Maintenance Grant	Indian Bank	6806280206		
4	RBI TSA	RBI	10671301083		
5	Examination General Fund	Indian Bank	474664473	44,46,685	
	Total			17,32,20,032	17,32,20,032
6	Corpus Fund	Indian Bank	914689468	44,02,436	44,02,436
7	General Fund	Indian Bank	474664462	64,19,162	64,19,162
	Total				-
8	Endowment Fund	Indian Bank	474664484	23,96,588	23,96,588
9	Scholarship Fund	Indian Bank	835702320	17,34,424	
10	Scholarship Fund	Indian Bank	6753374806	264	
11	Scholarship Fund	Indian Bank	6718871211	57,137	
	Total			17,91,825	17,91,825
	Designated Fund				
12	Online Account	Indian Bank	6543956204	10,45,991	
13	Misc fee Receipts online	Indian Bank	6806281391	3	
14	Alumni Fee Account	Indian Bank	6911290408	9,68,503	
15	Avinashilingam Free working lunch scheme	Indian Bank	7284715447	1,97,954	
16	Research & Consultancy	Indian Bank	6059667020	43,70,634	
17	Students Deposit Account	Indian Bank	7255769361	1,08,05,204	
18	Students Fund Account	Indian Bank	7255781980	1,20,94,612	
	Total for Designated Fund			2,94,82,901	2,94,82,901

Schedule 7 A (Annexure - A- Bank Balances)
Bank Balances Accounts as on 31.03.2025 as per Cash Book

					Amount in Rupees
S.No.	Account	Bank Name	Account No	Balance	Total Balance
	Self Finance				
19	Self Finance	Indian Bank	474664847	1,84,01,768	
20	Examination Self Finance	Indian Bank	896772512	72,77,528	
21	Conference / seminar/ Workshop-SF	Indian Bank	6010310202	16,24,011	
22	ATNT	Indian Bank	768940247	-	
23	NAIP - National Agricultural Innovation	Indian Bank	839969335	-	
24	PIHEAD	Indian Bank	710615270	-	
	Total			2,73,03,307	2,73,03,307
	Engineering				
25	School of Engineering Account	Indian Bank	474664643	1,24,84,131	
26	Engineering-Net Banking A/c	Indian Bank	6006379135	14,83,602	
27	Engg- SF Emp. Gratuity fund	Indian Bank	6916166781	52,130	
28	Engg-SF Employees Gratuity Fund a/c	Indian Bank	6780362286	40,45,106	
	Total			1,80,64,969	1,80,64,969
	<u>PROJECTS</u>				
	UGC PROJECTS				
29	UGC Projects	Indian Bank	474664495	27,65,524	
30	UGC Projects-M Sc counselling	Indian Bank	996099573	2,898	
31	UGC PARAMARSH	Indian Bank	6780361667	-	
32	UGC - Cyber Security	Indian Bank	6753363770	-	
33	UGC - E Assessment	Indian Bank	6725307786	-	
34	UGC - School Counselling	Indian Bank	6718871062	-	
35	UGC - Supply Chain Management	Indian Bank	6753373325	-	
36	STRIDE-788	Indian Bank	6806279788	-	
	Total for UGC Projects			27,68,422	

Schedule 7 A (Annexure - A- Bank Balances)
Bank Balances Accounts as on 31.03.2025 as per Cash Book

					Amount in Rupees
S.No.	Account	Bank Name	Account No	Balance	Total Balance
	DST				
37	DST CURIE	Indian Bank	849927031	1,99,165	
38	Multimodal Approaches in Teaching	Indian Bank	474664698		
39	DST Curie II Phase - Core Research Grant for AI	Indian Bank	6841554652	6,44,046	
40	DST Curie II Phase - Core Research Grant for AI	Bank of Maharastra	60423567176	-	
41	DST-Optimizing service...Maintenance	Bank of Maharastra	60423567176	-	
42	MST-Development of Genetics Stocks-Medical Prop	ICICI Bank	774805000202	-	
43	MST- Concerted D of Cost Effect Care	Union Bank of India	6912210000532	-	
44	DST-Tech.intervention...Agro waste	Union Bank of India	6912210000532	-	
45	DST-Formulation of Vegan Skincare	Union Bank of India	6912210000532	-	
	Total for DST			8,43,211	
46	Programes and Schemes	Indian Bank	917248759	51,46,677	
	ICSSR Project				
47	Development of assessible website	Indian Bank	6780359830	2,56,010	
48	Access and Utilization of PM Fasal Bima	Indian Bank	6753373777	-	
49	Impact of MRP Women Empowerment	Indian Bank	6753374261	1,22,139	
50	Impact Water Polution on Welfare Loss of Farm	Indian Bank	6753374635	4,891	
51	Instituting Women Startups Promoting Incubators	Indian Bank	6779964841	-	
52	Socio Cultural of Explorative Study & Desigining product	Indian Bank	6806275229	1,77,084	
53	A Polcy Document to strudy the Impact of Social	Indian Bank	6780362876	1,26,460	
54	Corporate Sustainabilty Approached towards	Indian Bank	6911295189	3,210	
55	Education for Visually...Skill	Indian Bank	6841554732	74,69,606	
	Total for ICSSR Project			81,59,400	
	SERB				
56	SERB - Technology Develpoment for the Support	Indian Bank	6717297880	21,017	
57	SERB - Edibile Bio based food packing	Indian Bank	6718870397	5,284	
	Total for SERB Project			26,301	

Schedule 7 A (Annexure - A- Bank Balances)
Bank Balances Accounts as on 31.03.2025 as per Cash Book

					Amount in Rupees
S.No.	Account	Bank Name	Account No	Balance	Total Balance
58	CMPDI-Ultrasonic Washing for Desupherising of Coal	Indian Bank	6841476944	12,483	
59	AICTE-IKS Devolopment of Karma Yoga....	ICICI Bank	774801000290	-	
60	AYUSH-Validating the Diabetic Wound	SBI	43176501019	-	
	Engineering Projects				
61	Engg - Projects & Schemes	Indian Bank	959887503	10,85,820	
62	Engg- Short Term Training Programme	Indian Bank	6780363494	-	
	Total for Engineering Projects			10,85,820	
	NSS				
63	NSS - ETI	Indian Bank	954199157	943	
64	NSS - Regular A/c	Indian Bank	474664542	3,43,169	
65	NSS-Regular A/c	SBI	41543372318	-	
66	NSS - Special Camp A/c	Indian Bank	474664553	50,345	
67	NSS - Corpus Fund	Indian Bank	474664916	94,906	
	Total For NSS			4,89,363	
	Total for Projects			1,85,31,677	1,85,31,677
	Grand Total for Schedule 7				28,16,12,897
68	Provident Fund	Indian Bank	474664519	10,83,647	
69	Provident Fund	SBI	10693414622	20,77,03,766	
	Total			20,87,87,413	
70	New Pension Contribution Scheme	Indian Bank	474653483	4,48,013	
	Grand Total				49,08,48,323

SCHEDULE 8 - LOANS, ADVANCES & DEPOSITS

(Amount in Rs.)

No	Particulars	Non-Plan	Corpus Fund	General Fund	Endowment	Scholarship Account	Desig Fund	Projects	Self Finance	Engineering	2024-25	2023-24
1	Advances to Employees : (Non-Interest bearing)										-	-
a)	Salary						-				-	-
b)	Festival						-				-	-
c)	General/LTC Advances/	21,808					-				21,808	47,410
d)	General Advances	1,80,424		1,43,671			4,37,400		1,12,603	4,25,804	12,99,902	26,29,552
2	Long Term Advances to Employees : (Interest bearing)						-				-	-
a)	Exam Remuneration to be recovered	18,89,447					-				18,89,447	42,54,763
b)	Bonus Paid & to be recovered						-				-	6,50,851
c)	Other Advances	25,000	-				-	12,077			37,077	39,433
3	Advances and other amounts recoverable in cash or in kind or for value to be received:						-				-	-
a)	Hostel Rent receivable						-				-	2,11,562
b)	Electricity chgs receivable			-			-				-	1,83,214
c)	General Advances						-				-	-
4	Prepaid Expenses						-				-	-
a)	Insurance (Pre-paid)	2,38,725					-		7,06,110	3,45,772	12,90,607	8,70,943
b)	Other Expenses	7,97,733					3,28,191				11,25,924	18,58,332
5	Deposits						-				-	-
a)	Telephone	2,870					-				2,870	870
b)	TWAD						-				-	-
c)	Electricity						-				-	-
d)	AICTE, if applicable						-				-	-
e)	Others (to be specified)-			5,11,930			-	4,840		3,94,277	9,11,047	9,11,047
f)	Gas Connection Deposit						-		-	16,100	16,100	16,100
g)	Deposit for Internet						-		-		-	-
h)	Deposit with Local Planning Authority & Others								20,30,750	68,45,000	88,75,750	88,73,100
6	Interest Accrued:						-				-	-
a)	On Investments		83,15,278	51,43,129	6,77,032		28,33,582	4,981	55,35,393	1,54,30,322	3,79,39,717	4,33,37,857
b)	On Investments on borrowed Fund						-				-	-
c)	On Loans and Advances						-				-	-
d)	Others (includes income due unrealized)				8,450		-				8,450	-

SCHEDULE 8 - LOANS, ADVANCES & DEPOSITS

(Amount in Rs.)

No	Particulars	Non-Plan	Corpus Fund	General Fund	Endowment	Scholarship Account	Desig Fund	Projects	Self Finance	Engineering	2024-25	2023-24
7	Other - Current assets receivable from UGC/sponsored projects						-				-	-
a)	Debit balance in Plan, Schemes and Plan GDA (Sch.10) and Non Plan						-				-	-
b)	Debit balances in Sponsored Projects (Sch.3(a) Dr.)						-	56,23,644			56,23,644	88,74,510
c)	Debit balances in Sponsored Fellowships & Scholarships (Sch.3(b) Dr.)					74,950	-				74,950	-
d)	Grant Recivable from UGC						-				-	11,78,71,025
e)	Amount refunded to UGC -Plan Schemes						-				-	3,29,227
f)	Tuition fee receivable from students		-				-		-	-	-	8,51,900
g)	Tuition fees receivable from TN Govt.	29,45,280					-				29,45,280	29,45,280
h)	SC Scholarship receivable from TN Govt						-				-	-
i)	Tamilnadu Maintenance Grant	3,19,50,000					-				3,19,50,000	2,34,30,000
j)	Inter Unit Accounts	5,23,45,342	81,24,692	8,62,02,917	2,75,019		2,60,78,286	27,71,902	24,27,92,645	28,58,57,375	70,44,48,178	14,10,33,180
k)	TDS/TCS receivable from ITO		-	30,355	1,639		2,000	69,542	26,741	52,855	1,83,132	67,61,725
l)	Gratuity annuity fund	-	-				-			3,42,85,676	3,42,85,676	3,31,81,981
m)	Electricity chrges & Hostel rent	2,78,718					-				2,78,718	-
	TOTAL	9,06,75,347	1,64,39,970	9,20,32,002	9,62,140	74,950	2,96,79,459	84,86,986	25,12,04,242	34,36,53,181	83,32,08,277	39,91,63,862

Schdule 8-Loans, Advances & Deposits- Deails for Designated Funds										
Sl. No	Particulars	Avi. Free Working Lunch	Alumni Fee account	R&C	Exam.Fund	Students Deposit Account	Students Fund Account	Online a/c	Amount in Rupees	
									2024-25	2023-24
	Advances to Employees : (Non-Interest bearing)								-	0
1	Salary								-	-
2	Festival								-	-
3	General/LTC Advances/Imprest								-	-
4	General Advances	-	-	2,88,000	-	-	1,49,400	-	4,37,400	3,49,248
	Long Term Advances to Employees : (Interest bearing)								-	-
5	Vehicle Loan								-	-
6	Home Loan								-	-
7	Other Advances								-	-
	Advances and other amounts recoverable in cash or in kind or for value to be received:								-	-
8	On Capital Account								-	-
9	Deposits with others	-	-	-	-	-	-	-	-	2,000
10	General Advances- Imprest								-	-
	Prepaid Expenses								-	-
11	Insurance (Pre-paid)								-	-
12	Other Expenses	-	-	3,28,191	-	-	-	-	3,28,191	-
	Deposits								-	-
13	Telephone								-	-
14	Lease Rent								-	-
15	Electricity								-	-
16	AICTE, if applicable								-	-
17	Others (to be specified)-								-	-
18	Gas Connection Deposit								-	-
19	Deposit for Internet								-	-
	Interest Accrued:								-	-
20	On Investments	14,981	1,37,088	26,81,513	-	-	-	-	28,33,582	19,11,049
21	On Investments - Endowment Fund A/c								-	-
22	On Loans and Advances								-	-
23	Others (includes income due unrealized)								-	-
	Other - Current assets receivable from								-	-
24	Debit balance in Plan, Schemes and Plan GDA(Sch.10) and Non								-	-
25	Debit balances in Sponsored Projects (Sch.3(a) Dr.)								-	-
26	Debit balances in Sponsored Fellowships & Scholarships (Sch.3(b)Dr.)								-	-
27	UGC Grant sanctioned but received in next year								-	-
28	Other Receivables:								-	-
29	Tuition fee receivable from students								-	-
30	TN Grant sanctioned but receivable next year								-	-
31	SC Scholarship receivable from TN Govt								-	-
32	Trust Contribution receivable								-	-
33	Inter Unit Accounts Receivables	-	1,84,694	2,02,625	-	-	2,56,90,967	-	2,60,78,286	7,30,79,283
34	TDS receivable from ITO	-	-	-	-	-	2,000	-	2,000	3,89,814
35	LIC Annuity Fund for Gratuity								-	-
36	Electricity chrges & Hostel rent receivable								-	-
37	Excess of Non salary expenditure c/f to next year								-	-
	TOTAL	14,981	3,21,782	35,00,329	-	-	2,58,42,367	-	2,96,79,459	7,57,31,394

SCHEDULE 9 -ACADEMIC RECEIPTS

(Amount in Rs.)

S.No	Particulars	Non Plan 2024-25	Non Plan 2023-24
A	Academic:		
1	Admission ,Registration, Authentication fee	6,73,275	9,05,955
2	Annum Fee		17,56,100
3	Students Safety Insurance	3,40,300	
4	Audio Visial Fee		
5	Convocation Fee		
6	Developmental Fees		
7	Fine & Breakages	17,03,747	1,46,978
8	ID Card	18,000	14,800
9	Laboratory fee	1,32,35,470	1,19,75,818
10	Library fee	2,36,696	1,29,992
11	One Time Fee		6,99,000
12	Processing charges	1,09,250	1,67,000
13	Registration fees		
14	Application Fees	5,75,550	7,08,461
15	Sports fee		
16	Tuition Fees	40,30,097	68,55,100
17	Tuition fees reimbursed by TN Govt.		
18	NSS/YRC/NCC	25,460	
	Total (A)	2,09,47,845	2,33,59,204
B	Examinations:		
1	Examination Fees	1,92,06,505	2,22,93,751
	Total (B)	1,92,06,505	2,22,93,751
C	Other Fees:		
1	Special Course Fee	84,81,490	83,49,615
	Total (C)	84,81,490	83,49,615
D	Sale of Publications:		
	Total (D)	-	
E	Other Academic Receipts (E)		
1	Other Academic Receipts	6,41,169	214570
	Total (E)	6,41,169	2,14,570
	Grand Total	4,92,77,009	5,42,17,140

SCHEDULE 10 - GRANTS / SUBSIDIES (IRREVOCABLE GRANTS RECEIVED)

(Amount in Rs.)

S.No	Particulars	Non Plan 2024-25			Non Plan 2023-24
		Salary-OH36	Pension-OH31	UGC	UGC
	Opening Balance	0	-117871025	-11,78,71,025	-9,74,97,818
Add	Receipts during the year - Grant from MoE/UGC	609346000	350525000	95,98,71,000	76,87,12,000
Add	Grant received from other			-	
Add	Receipt of Advance Grant			-	
	Interest and other income			-	
Add	Grant sanctioned and receivable after 31.3.2025			-	
add				-	
	Total	60,93,46,000	23,26,53,975	84,19,99,975	67,12,14,182
Less	Refunded to UGC-towards Plan Schemes			-	-
	Balance	60,93,46,000	23,26,53,975	84,19,99,975	67,12,14,182
Less	Utilised for Capital Expenditure (A)			-	-
	Balance	60,93,46,000	23,26,53,975	84,19,99,975	67,12,14,182
Less	Utilised for Revenue Expenditure Out of Grant	507443778	266110783	77,35,54,561	78,90,85,207
				-	
	Balance C/F (C)	10,19,02,222	-3,34,56,808	6,84,45,414	-11,78,71,025
	'A' Appears as Addition to Capital Fund as well as Additions to Fixed Assets during the year				
	'B' Appears as Income in the Income & Expenditure Account				
	'C' (i) Appears under Current Liabilities in the Balance Sheet and will become the Opening balance Next Year.				
	(ii) Represented by Bank Balances, Investments and Advances on the Assets side.				

SCHEDULE 11 -INCOME FROM INVESTMENTS

(Amount in Rs.)

S.No	Particulars	Non Plan 2024-25	Non Plan 2023-24
1	Interest		-
	a. On Government Securities		-
	b. Other Bonds / Debentures		-
2	Interest on Term Deposits		-
3	Income Accrued but not due on Term Deposits		-
4	Interest on Savings Bank Accounts		-
5	Others (Specify)		-
	Total	-	-

SCHEDULE 12 - INTEREST EARNED

(Amount in Rs.)

S.No	Particulars	Non Plan 2024-25	Non Plan 2023-24
1	On Savings Bank Accounts with Sche.Banks	21,85,241	11,29,941
2	On Loans		-
	a. Employees / Staff		-
	b. Others		-
3	On Debtors and Other Receivables	21,85,241	11,29,941
	Total		

SCHEDULE 13 -OTHER INCOME

(Amount in Rs.)

S.No	Particulars	Non Plan 2024-25	Non Plan 2023-24
1	Cost of Tender		
2	Electricity &Water Charges Recovered	19,84,592	18,63,079
3	Hostel Rent	3,46,766	2,11,562
4	Overhead Charges Received	22,555	
5	Contribution from SF Account		14,08,743
6	Income -audit recovery interest on Trust contribution		
7	Institutional charges		
8	Miscellaneous Income	1,38,297	14,11,474
9	Profit on sale of fixed assets		
10	Sale of scrap	1,90,668	
11	Sale of Institute Publications		350
12	Sale of old Papers	93,987	
13	Patent Income	1,65,000	45,000
14	TN Maintenance Grant	85,20,000	85,20,000
15	Trust Contribution Received	16,22,264	10,00,000
16	Vehicle Hire charges received		
17	Water charges collected		4,344
18	Xerox receipts	86,310	1,43,547
	Total	1,31,70,439	1,46,08,099

SCHEDULE 14 - PRIOR PERIOD INCOME

(Amount in Rs.)

S.No	Particulars	Non Plan 2024-25	Non Plan 2023-24
1	Bank charges reversed	16,560	1,78,688
2	Hostel Rent received		3,97,902
3	Prior Period Income - Grant		
	Total	16,560	5,76,590

SCHEDULE 15 - STAFF PAYMENTS & BENEFITS (ESTABLISHMENT EXPENSES)

(Amount in Rs.)

S.No	Particulars	OH36-Salary	OH-31 Pension	Non Plan 2024-25	Non Plan 2023-24
	Salaries and Wages:				
1	Salaries -Teaching staff	41,42,94,542		41,42,94,542	41,03,44,128
2	Salary to Contractual employees-Teaching		2,31,85,818	2,31,85,818	
3	Salaries - Non Teaching	6,21,91,415		6,21,91,415	7,59,81,761
4	Contribution to Other Fund (specify)(EPF, ESI)	11,69,087		11,69,087	9,56,257
5	Other Allowances			-	
6	LTC EL Encashment	59,626		59,626	
7	LTC Expenses	3,26,249		3,26,249	3,26,440
8	Bonus			-	-
9	Children Education Allowance	2381085		23,81,085	24,03,000
10	Pension Teaching & Non Teaching		20,99,91,640	20,99,91,640	20,38,70,330
11	Contribution to New Pension Scheme-NPS		3,29,33,325	3,29,33,325	2,63,24,273
12	Gratuity	95,13,013		95,13,013	2,03,88,250
13	Commutation	1,06,81,948		1,06,81,948	2,79,34,405
14	EL Encashment	68,26,813		68,26,813	2,05,56,363
	Total	507443778	26,61,10,783	77,35,54,561	78,90,85,207

SCHEDULE 15-A -EMPLOYEES RETIREMENT AND TERMINAL BENEFITS-Non Plan account

S.No	Particulars	Non Plan			(Amount in Rs.)
		Pension	Gratuity	Leave Encashment	Total
	Opening Balance as on 01.04.2024	0	0	0	0
Addtion	Capitalized value of Contributions Received	0	0	0	0
2	Total (a)	0	0	0	0
Less	Actual Payment during the Year (b)				0
C	Balance Available on 31.03 c =(a-b)	0	0	0	0
	Provision required on 31.03 as per Actuarial	3948238805	229660149	411045176	4588944130
A	A.Provision to be made in the Current year (d	3948238805	229660149	411045176	4588944130
B	B.Contribution to New Pension Scheme				0
C	C.Medical Reimbursement to Retired				0
D	D.Travel to Hometown on Retirement				0
E	E.Deposit Linked Insurance Payment				0
	Total (A +B +C +D+ E)	3948238805	229660149	411045176	4588944130
	Total for Sch. 15 and Sch.15.A				5,36,24,98,691

SCHEDULE 16 - ACADEMIC EXPENSES

(Amount in Rs.)

Sl.no	Particulars	Non Plan 2024-25	Non Plan 2023-24
1	Admission Expenses	2,33,255	18,600
2	Convocation Expenses		
3	Course fee Expenses		
4	Examination Exps/ Remuneration to Exams.	1,22,61,357	1,00,75,235
5	Expenses on Seminar/Workshops	3,02,432	5,37,232
6	Field work/Participation in Conferences		
7	Guest & Hospitality		
8	Laboratory Expenses	17,24,526	25,01,531
9	Other Academic expenses	74,820	1,30,308
10	Sports materials	3,11,125	2,60,820
11	Periodicals and Journals Expenses	18,14,663	27,62,570
12	Training Expenses-Students	9,28,800	5,00,000
13	Publications		
14	Remuneration to resource persons	2,79,057	15,88,748
15	Student safety Insurance and welfare	3,62,175	4,39,993
16	TA/DA for Experts	12,88,826	11,74,808
17	ID card expenses	1,21,527	
	Total	1,97,02,563	1,99,89,845

SCHEDULE 17 - ADMINISTRATIVE AND GENERAL EXPENSES

(Amount in Rs.)

Sl.no	Particulars	Non Plan 2024-25	Non Plan 2023-24
A Infrastructure			
1	Electricity and Power	98,26,897	92,33,934
2	Rent, Rates and Taxes (including property tax)		
B Communication			
1	Postage	24,241	28,214
2	Telephone, Fax and Internet Charges	12,32,035	6,99,640
C Others			
1	Advertisement and Publicity	10,53,548	13,78,025
2	Architech Fee		
3	Auditors Remuneration	4,86,750	1,06,500
4	Ceremonies and Functions	11,33,339	2,62,950
5	Consultancy expenses		
6	Contingency	4,95,661	17,99,868
7	Contribution		
8	Crockeries		
9	Expenses on Chancellor office		1,90,323
10	Hospitality	7,26,799	4,16,811
11	ID card expenses		1,67,244
12	Legal Fee	52,500	57,080
13	LF Audit Remuneration		
14	Meetings of Authorities		
15	Membership Subscription/ Contribution	2,15,623	48,970
16	Miscellaneous Expenses	4,60,427	31,191
17	NAAC Expenses		
18	NCTE - Expenses		
19	NPS Employees Gratuity Expenses		
20	Patent expenses	12,38,100	6,09,925
21	Printing and Stationery (consumption)	18,53,602	20,80,434
22	Professional Charges	21,500	18,000
23	R & D Expenses	10,54,557	
24	Training to staff Expenses	44,817	81,844
25	Travelling and Conveyance Expenses	13,03,836	16,56,914
26	Video coverage expenses		
27	Loss on sale of Fixed Assets	18,865	3,11,661
28	Water charges	60,603	64,790
	TOTAL	2,13,03,700	1,92,44,318

SCHEDULE 18 - TRANSPORTATION EXPENSES

Sl.no	Particulars	Non Plan 2024-25	Non Plan 2023-24
1	Vehicles (owned by Institution)		
	a) Running of Vehicle Expenses	6,69,180	18,100
	b) Repairs & Maintenance of Vehicles	1,46,044	1,47,901
	c) Insurance for Vehicles		
2	Vehicles taken on Rent/Lease		
	a) Rent/Lease Expenses		
3	Vehicle (Taxi) Hiring Expenses		
	Total	8,15,224	1,66,001

SCHEDULE 19 - REPAIR & MAINTENANCE

Sl.no	Particulars	Non Plan 2024-25	Non Plan 2023-24
1	Buildings	69,14,744	13,15,616
2	Furniture & Fixtures	2,99,550	2,44,238
3	Library Books	58,268	
4	Office Equipment	6,62,500	3,93,492
5	Water service system	1,26,225	75,081
6	Laboratory & Scientific Equipment	1,49,509	9,64,948
7	Audio Visual Equipment	1,01,098	
8	Cleaning Material & Services		13,500
9	Outsourcing Expenses on Sanitation	90,64,411	94,60,918
10	AMC Charges- Lifts	5,42,381	4,39,685
11	IMF Maintenance	8,59,322	
12	Computer and Peripherals maintenance	6,56,184	7,96,605
13	Electrical Equipment	19,11,226	22,26,556
	Total	2,13,45,418	1,59,30,639

SCHEDULE 20 - FINANCE COSTS

Sl.no	Particulars	Non Plan 2024-25	Non Plan 2023-24
1	Bank Charges	10,514	18,455
2	Others (Specify)		-
	Total	10,514	18,455

Note: If the amount is not material, the head Bank charges could be omitted and these could be

SCHEDULE 4-Depreciation

Sl.no	Particulars	Non Plan 2024-25	Non Plan 2023-24
1	Depreciation on Fixed Assets	2,88,77,248	2,70,81,990
			-
	Total	2,88,77,248	2,70,81,990

SCHEDULE 21 - OTHER EXPENSES

Sl.no	Particulars	Non Plan 2024-25	Non Plan 2023-24
1	Provision for Bad and Doubtful Debts/Advances		-
2	Irrecoverable Balances Written-off		-
3	Grants/Subsidies to other institutions/organizations		-
4	Others (specify)		-
5	Loss on sale of Capital Asset		-
6	Other Misc. expenses		-
7	Depreciation		-
8	Exp.from Registration fees collection from Seminars etc.		-
9	Exp.from Contributions collection for Seminars etc.		-
	Total	-	-

Note: Other Expenses shall be classified as Writes-off, Provisions, Miscellaneous Expenses, Loss

SCHEDULE 22 : PRIOR PERIOD EXPENSES

Sl.no	Particulars	Non Plan 2024-25	Non Plan 2023-24
1	Establishment Expenses		
2	Academic Expenses		
3	Administrative Expenses	8,35,509	11,44,412
4	Transportation Expenses		
5	Repair & Maintenance		
6	Other Expenses		
	Total	8,35,509	11,44,412

	Grant Received	77,35,54,561	78,90,85,207
	Total Income	83,82,03,810	85,96,16,977
	Total Expenditure	5,45,53,88,867	87,26,60,867
	Excess of Income / Expenditure	- 4,61,71,85,057	- 1,30,43,890

SCHEDULE 9 -ACADEMIC RECEIPTS

(Amount in Rs.)

S.N	Particulars	Non Plan	Corpus Fund	General Fund	Designated Fund	Self Finance	Engineering	2024-25	2023-24
A	Academic:								
1	Admission ,Registration,	6,73,275				4,49,875	1,39,850	12,63,000	16,19,730
2	Annum Fee							-	17,56,100
3	Students Safety Insurance	3,40,300					3,30,000	6,70,300	2,89,500
4	Convocation Fee					5,50,710		5,50,710	5,74,914
5	NSS Fee Received						2,38,000	2,38,000	1,40,800
6	Developmental Fees				1,38,94,300		1,01,62,650	2,40,56,950	2,44,91,350
7	Fine & Breakages	17,03,747			-	11,64,951	1,47,885	30,16,583	12,30,127
8	Consultancy Income				-			-	-
9	ID Card	18,000					45,800	63,800	54,700
10	Laboratory fee	1,32,35,470			-		1,11,49,055	2,43,84,525	2,15,75,613
11	Library fee	2,36,696			-		15,59,100	17,95,796	16,39,192
12	One Time Fee	-						-	6,99,000
13	Processing Fee	1,09,250				1,21,175		2,30,425	1,67,000
14	Registration fees	-			-			-	-
15	Application Fees	5,75,550				4,83,000	1,47,250	12,05,800	14,49,471
16	Sports fee						1,14,300	1,14,300	1,42,600
17	Student Union Fee						1,02,950	1,02,950	2,12,100
18	Tuition Fees	40,30,097				35,03,750	4,58,44,337	5,33,78,184	4,35,55,746
19	NSS/YRC/NCC	25,460						25,460	-
	Total (A)	2,09,47,845	-	-	1,38,94,300	62,73,461	6,99,81,177	11,10,96,783	9,95,97,943
B	Examinations:							-	
1	Examination Fees	1,92,06,505				1,47,21,410		3,39,27,915	3,79,88,852
	Total (B)	1,92,06,505	-	-	-	1,47,21,410	-	3,39,27,915	3,79,88,852
C	Other Fees:							-	
1	Special Course Fee	84,81,490			4,27,84,270	14,86,30,194	25,67,000	20,24,62,954	11,73,78,382
	Total (C)	84,81,490	-	-	4,27,84,270	14,86,30,194	25,67,000	20,24,62,954	11,73,78,382
D	Sale of Publications:							-	
	Total (D)	-	-	-	-	-	-	-	
E	Other Academic Receipts (E)							-	
1	Other Academic Receipts	6,41,169	-	-	1,76,03,285	38,31,200	85,41,634	3,06,17,288	7,16,70,818
	Total (E)	6,41,169	-	-	1,76,03,285	38,31,200	85,41,634	3,06,17,288	7,16,70,818
	Grand Total	4,92,77,009	-	-	7,42,81,855	17,34,56,265	8,10,89,811	37,81,04,940	32,66,35,995

SCHEDULE 11 -INCOME FROM INVESTMENTS**49****(Amount in Rs.)**

S.No	Particulars	Non Plan	Corpus	General	Designated	Self Finance	Engineering	2024-25	2023-24
1	Interest on Term Deposits	-	68,68,671	94,41,743	13,13,517	97,86,845	3,03,84,862	5,77,95,638	4,51,84,635
2	Others (Specify)	-						-	
	Total	-	68,68,671	94,41,743	13,13,517	97,86,845	3,03,84,862	5,77,95,638	4,51,84,635

SCHEDULE 12 - INTEREST EARNED**(Amount in Rs.)**

S.No	Particulars	Non Plan	Corpus	General	Designated	Self Finance	Engineering	2024-25	2023-24
1	on Savings Bank Accounts	21,85,241	1,56,377	3,94,716	16,20,143	10,49,665	8,05,675	62,11,817	47,95,223
	Total	21,85,241	1,56,377	3,94,716	16,20,143	10,49,665	8,05,675	62,11,817	47,95,223

SCHEDULE 13 -OTHER INCOME**(Amount in Rs.)**

S.N	Particulars	Non Plan	Corpus	General	Designated	Self Finance	Engineering	2024-25	2023-24
1	Bus fees received						1,31,77,657	1,31,77,657	1,18,97,574
2	Income from Guest House			6,29,300	-			6,29,300	4,87,251
3	Electricity & Water Charges Recd	19,84,592			-			19,84,592	18,63,079
4	Hostel Rent received	3,46,766					-	3,46,766	2,11,562
5	Sale of Institute Publications							-	-
6	Income -audit recovery interest	-						-	350
7	Institute Overhead charges Recd	22,555			7,24,228	3,69,961	20,775	11,37,519	11,73,762
8	Miscellaneous Income	1,38,297	4,76,720	9,71,468	4,85,238	10,75,494	1,89,059	33,36,276	38,14,620
9	Profit on sale of fixed assets						1,901	1,901	1,44,430
10	Income from Labs & Clinics				46,41,949	29,900		46,71,849	26,03,665
11	Contribution- Avi. Free Working Lunch Scheme				5,02,250	25,600	71,509	5,99,359	9,73,310
12	Sale of Scraps / Old Papers	2,84,655						2,84,655	-
13	Contribution- from other accounts		2,43,83,177	3,39,11,155				5,82,94,332	10,88,77,882
14	Income from Consultancy Projects				10,000			10,000	44,600
15	Contribution for NSS Special Camp			43,440			-	43,440	1,50,000
16	Patent Income	1,65,000						1,65,000	45,000
17	Service charges received				24,214			24,214	47,536
18	TN Maintenance Grant	85,20,000						85,20,000	85,20,000
19	Trust Contribution	16,22,264					-	16,22,264	35,20,817
20	Alumini Fee Receipt				7,14,375			7,14,375	11,10,625
21	Water charges collected	-					-	-	51,501
22	Xerox receipts	86,310						86,310	1,43,547
	Total	1,31,70,439	2,48,59,897	3,55,55,363	71,02,254	15,00,955	1,34,60,901	9,56,49,809	14,56,81,111

SCHEDULE 14 - PRIOR PERIOD INCOME**(Amount in Rs.)**

S.No	Particulars	Non Plan	Corpus	General	Designated	Self Finance	Engineering	2024-25	2023-24
1	Electricity charges	16,560						16,560	1,78,688
2	Hostel Rent received	-						0	3,97,902
3	Prior Period Income	-	2,29,888	2,90,063	1,13,940	4,80,433	10,61,395	21,75,719	0
								0	-
	Total	16,560	2,29,888	2,90,063	1,13,940	4,80,433	10,61,395	21,92,279	5,76,590

SCHEDULE 15 - STAFF PAYMENTS & BENEFITS (ESTABLISHMENT EXPENSES)

(Amount in Rs.)

S.No	Particulars	Non Plan	Corpus	General	Designated	Self Finance	Engineering	2024-25	2023-24
	Salaries and Wages:								
1	Salaries -Teaching staff	41,42,94,542			1,12,00,214	3,78,48,598	2,88,58,652	49,22,02,006	48,43,68,777
2	Salary to Contractual employees	2,31,85,818						2,31,85,818	
3	Salaries - Non Teaching	6,21,91,415			2,70,82,567	97,69,289	1,58,87,476	11,49,30,747	11,66,15,641
4	Contribution to Other Fund	11,69,087			31,47,156	31,47,030	30,27,123	1,04,90,396	94,71,797
5	Other Allowances	-						-	-
6	LTC EL Encashment	59,626						59,626	-
7	LTC Expenses	3,26,249						3,26,249	3,26,440
8	Bonus	-						-	-
9	Children Education Allowance	23,81,085						23,81,085	24,03,000
10	Pension	20,99,91,640			-			20,99,91,640	20,38,70,330
11	Contribution to New Pension	3,29,33,325						3,29,33,325	2,63,24,273
12	Gratuity	95,13,013			-	-	16,39,799	1,11,52,812	2,18,55,912
13	Commutation	1,06,81,948						1,06,81,948	2,79,34,405
14	EL Encashment	68,26,813						68,26,813	2,05,56,363
	Total	77,35,54,561	-	-	4,14,29,937	5,07,64,917	4,94,13,050	91,51,62,465	91,37,26,938

SCHEDULE 15-A -EMPLOYEES RETIREMENT AND TERMINAL BENEFITS- Non Plan Account

S.No	Particulars	Non Plan			(Amount in Rs.)
		Pension	Gratuity	Leave	Total
	Opening Balance as on 01.04.202	0	0	0	0
Addition	Capitalized value of	0	0	0	0
2	Total (a)	0	0	0	0
Less	Actual Payment during the Year	0			0
C	Balance Available on 31.03 c =(a	0	0	0	0
	Provision required on 31.03 as	3948238805	229660149	411045176	4588944130
A	A.Provision to be made in the	3948238805	229660149	411045176	4588944130
B	B.Contribution to New Pension	0			0
C	C.Medical Reimbursement to	0			0
D	D.Travel to Hometown on Retir	0			0
E	E.Deposit Linked Insurance Pay	0			0
	Total (A +B +C +D+ E)	3948238805	229660149	411045176	4588944130
	Total for Sch. 15 and Sch.15.A	0	0	0	5,36,24,98,691

SCHEDULE 16 - ACADEMIC EXPENSES

51

(Amount in Rs.)

S.N	Particulars	Non Plan	Corpus Fund	General Fund	Designated Fund	Self Finance	Engineering	2024-25	2023-24
1	Admission Expenses						-	-	90,000
2	Annual Subscription Expenses						27,630	27,630	7,080
3	ID Card Expenses	1,21,527				87,224	29,957	2,38,708	52,560
4	Convocation Expenses					11,09,401		11,09,401	80,712
5	Special Course Expenses				7,08,410	1,74,33,365	15,96,800	1,97,38,575	95,14,842
6	Examination Exps/ Remuneration to Exams.	1,22,61,357				13,83,802		1,36,45,159	1,09,48,898
7	Expenses on Seminar/Workshops	3,02,432			-	2,27,331	1,08,875	6,38,638	11,62,544
8	Field work/Participation in Conferences				-			-	1,04,159
9	Training to students	9,28,800						9,28,800	5,00,000
10	Laboratory Expenses	17,24,526			43,240	4,78,186	3,47,908	25,93,860	35,91,256
11	Remuneration to Resoruce persons	2,79,057			88,319			3,67,376	15,88,748
12	Other Academic expenses	74,820			39,701	33,900	4,31,985	5,80,406	22,27,746
13	Sports materials	3,11,125						3,11,125	2,60,820
14	Periodicals and Journals Expenses	18,14,663				-	-	18,14,663	31,71,940
15	Admission Expenses	2,33,255						2,33,255	18,600
16	Special fee expenses				-			-	13,85,385
17	Student safety Insurance and welfare	3,62,175				2,55,409	5,27,075	11,44,659	15,76,183
18	TA/DA for Experts	12,88,826			2,67,699			15,56,525	11,74,808
19	Research & Development Expenses				28,483			28,483	32,77,269
	Total	1,97,02,563	-	-	11,75,852	2,10,08,618	30,70,230	4,49,57,263	4,07,33,550

SCHEDULE 17 - ADMINISTRATIVE AND GENERAL EXPENSES

(Amount in Rs.)

S.N	Particulars	Non Plan	Corpus	General	Designated	Self Finance	Engineering	2024-25	2023-24
A Infrastructure									
1	Electricity and Power	98,26,897				3,05,300	37,80,943	1,39,13,140	1,31,13,953
2	Rent, Rates and Taxes (including property tax)					-	9,91,940	9,91,940	24,200
B Communication								-	-
1	Postage	24,241			-	60,495	310	85,046	8,19,225
2	Telephone, Fax and Internet C	12,32,035				-	7,26,309	19,58,344	8,47,877
C Others								-	-
1	Advertisement and Publicity	10,53,548				6,82,810	85,994	18,22,352	25,86,923
2	Guest House Expenses	-			-			-	1,50,879
3	Auditors Remuneration	4,86,750				3,00,900		7,87,650	3,90,880
4	Ceremonies and Functions	11,33,339				5,51,682		16,85,021	5,21,728
5	Consultancy expenses	-				53,200	21,95,000	22,48,200	28,20,000
6	Contingency	4,95,661					2,95,467	7,91,128	25,00,520
7	Contribution to other accounts	-			3,98,95,475	1,98,20,010		5,97,15,485	4,51,72,111
8	Staff Welfare expenses	-				4,16,656	1,21,281	5,37,937	4,10,976
9	Expenses on Chancellor office	-						-	1,90,323
10	Promotional expenses	-				20,40,378	18,48,686	38,89,064	11,72,930
11	Hospitality	7,26,799				2,42,551	4,26,798	13,96,148	6,37,702
12	ID card expenses	-						-	1,67,244
13	Legal Fee	52,500				-		52,500	57,080
14	NBA Accreditation						3,68,408	3,68,408	70,038
15	LF Audit Remuneration							-	-
16	Meetings of Authorities	-				67,876		67,876	57,323
17	Membership Subscription/ Co	2,15,623			-	-	3,31,147	5,46,770	1,09,850
18	Miscellaneous Expenses	4,60,427		88,520		4,27,252	46,312	10,22,511	20,61,023
19	Journals & Megazines	-					2,00,405	2,00,405	13,10,000
20	NCTE Expenses							-	-
21	Contribution to Corpus fund							-	
22	Contribution to Gen.Fund							-	
23	Alumni Association Expenses	-			1,49,910			1,49,910	11,780
24	NPS Employees Gratuity Expe	-						-	-
25	Patent expenses	12,38,100			-	-		12,38,100	6,09,925
26	Printing and Stationery (consu	18,53,602			-	27,40,730	2,74,107	48,68,439	45,71,072
27	Professional Charges	21,500			-			21,500	18,000
28	R& D Expenses	10,54,557						10,54,557	-
29	Training to staff Expenses	44,817			-	4,79,704		5,24,521	4,71,274
30	Travelling and Conveyance Ex	13,03,836			2,000		2,52,870	15,58,706	16,56,914
31	Video coverage expenses	-						-	-
32	Loss on sale of Fixed Assets	18,865						18,865	3,11,661
33	Gratuity Fund Management charges						4,18,418	4,18,418	-
34	Water charges	60,603				4,143	1,18,076	1,82,822	66,140
	TOTAL	2,13,03,700	-	88,520	4,00,47,385	2,81,93,687	1,24,82,471	10,21,15,763	8,29,09,551

SCHEDULE 18 - TRANSPORTATION EXPENSES

(Amount in Rs.)

S.No	Particulars	Non Plan	Corpus	General	Designated	Self Finance	Engineering	2024-25	2023-24
1	Vehicles (owned by Institution)								
	a) Running of Vehicles Expenses	6,69,180				26,35,000	39,61,807	72,65,987	18,100
	b) Repairs & Maintenance of	1,46,044				1,07,915	11,700	2,65,659	2,70,116
	c) Insurance for Vehicles	-						-	-
2	Vehicles taken on Rent/Lease	-						-	-
	a) Rent/Lease Expenses	-				-	70,60,920	70,60,920	1,36,64,824
3	Other Vehicle Expenses	-						-	-
	Total	8,15,224	-	-	-	27,42,915	1,10,34,427	1,45,92,566	1,39,53,040

SCHEDULE 19 - REPAIR & MAINTENANCE

(Amount in Rs.)

S.No	Particulars	Non Plan	Corpus	General	Designated	Self Finance	Engineering	2024-25	2023-24
1	Buildings	69,14,744		3,75,552	-	39,87,937	28,81,361	1,41,59,594	85,64,826
2	Furniture & Fixtures	2,99,550				38,837	1,82,532	5,20,919	2,70,564
3	Plant & Machinery	58,268						58,268	-
4	Office Equipment	6,62,500				57,534	7,552	7,27,586	5,14,771
5	Water service system	1,26,225						1,26,225	75,081
6	Laboratory & Scientific Equipment	1,49,509			77,720		23,305	2,50,534	10,26,652
7	Audio Visual Equipment	1,01,098						1,01,098	-
8	Cleaning Material & Services	-						-	13,500
9	Outsourcing Expenses on Sanitation	90,64,411				26,32,829	43,21,244	1,60,18,484	1,59,37,619
10	AMC Charges- Lifts	5,42,381						5,42,381	4,39,685
11	AMC Charges - Genset & Other	8,59,322				39,579		8,98,901	12,292
12	Maintenance of Guest House			2,13,567				2,13,567	9,994
13	Computer and Peripherals maintenance	6,56,184			950	2,25,059	7,33,227	16,15,420	14,37,007
14	Binding of Library Books					15,954		15,954	
15	Electrical Equipment	19,11,226		8,909	2,66,617	5,11,949	18,22,048	45,20,749	42,47,143
	Total	2,13,45,418	-	5,98,028	3,45,287	75,09,678	99,71,269	3,97,69,680	3,25,49,134

SCHEDULE 20 - FINANCE COSTS

(Amount in Rs.)

S.No	Particulars	Non Plan	Corpus	General	Designated	Self Finance	Engineering	2024-25	2023-24
1	Bank Charges	10,514			1,570	17,824	170	30,078	28,663
2	Others (Specify)							-	-
	Total	10,514	-	-	1,570	17,824	170	30,078	28,663

SCHEDULE 4 - DEPRECIATION

S.No	Particulars	Non Plan	Corpus	General	Designated	Self Finance	Engineering	2024-25	2023-24
1	Depreciation	2,88,77,248		- 66,07,213	21,987	1,02,73,459	- 2,81,68,901	43,96,580	5,30,69,250
								-	-
	Total	2,88,77,248	-	- 66,07,213	21,987	1,02,73,459	- 2,81,68,901	43,96,580	5,30,69,250

SCHEDULE 21 - OTHER EXPENSES

	Particulars	Non Plan	Corpus	General	Designated	Self Finance	Engineering	2024-25	2023-24
1	Laboratory expenses				2,87,677			2,87,677	2,44,305
2	Irrecoverable Balances Written-off							-	-
3	Grants/Subsidies to other institutions/organizations							-	-
4	Avinashilingam Free Working Lunch exps				3,36,500			3,36,500	8,47,500
5	Loss on sale of Capital Asset					3,000		3,000	12,126
6	Other Misc. expenses				11,303	96,340	-	1,07,643	2,95,284
7	Exp.from Registration fees collection from Seminars etc.							-	-
8	Exp.from Contributions collection for Seminars etc.							-	-
	Total		-	-	6,35,480	99,340	-	7,34,820	13,99,215

SCHEDULE 22 : PRIOR PERIOD EXPENSES

S.No	Particulars	Non Plan	Corpus Fund	General Fund	Designated Fund	Self Finance	Engineering	2024-25	2023-24
1	Academic Expenses	-						0	0
2	Auditor Remuneration							0	0
3	Administrative Expenses	8,35,509			3,01,500	2,03,550		13,40,559	11,44,412
								0	-
	Total	8,35,509	-	-	3,01,500	2,03,550	-	13,40,559	11,44,412
								0	
4	Grant Received	77,35,54,561						77,35,54,561	78,90,85,207
	Total Income	83,82,03,810	3,21,14,833	4,56,81,885	8,44,31,709	18,62,74,163	12,68,02,644	1,31,35,09,044	1,31,19,58,761
	Total Expenditure	5,45,53,88,867	-	- 59,20,665	8,39,58,998	12,08,13,988	5,78,02,716	5,71,20,43,904	1,13,95,13,753
	Being the excess of Income	- 4,61,71,85,057	3,21,14,833	5,16,02,550	4,72,711	6,54,60,175	6,89,99,928	- 4,39,85,34,860	17,24,45,008
								-	
	Total	83,82,03,810	3,21,14,833	4,56,81,885	8,44,31,709	18,62,74,163	12,68,02,644	1,31,35,09,044	1,31,19,58,761

Designated Fund										
SCHEDULE 9 -ACADEMIC RECEIPTS-DESIGNATED FUND									Amount in Rupees	
Sl. No	Particulars	Avi. Free Working Lunch	Alumni Fee Account	Research & Consultancy	Gen. Exam Fund	Students Deposit Account	Students Fund Account	Online a/c	2024-25	2023-24
	Academic:									
1	Authendication fee								-	-
2	Bonafide Certificate								-	-
3	Campus Development Fee						1,38,94,300		1,38,94,300	1,42,61,200
4	Conduct Certificate								-	-
5	Consultancy Income								-	-
6	Convocation Fee								-	-
7	Duplicate Certificate								-	-
8	Exam Fees								-	-
9	Fine & Breakages								-	1,90,200
10	Laboratory Fee			-					-	-
11	Library Fee								-	-
12	Mark Sheets								-	-
13	Migration Certificate								-	-
14	Misc. Academic Receipts								-	-
15	Processing charges								-	-
16	Registration fees								-	-
17	Sale of Application/ prospectus								-	-
18	Supplementary Exam Fee								-	-
19	Synopsis Submission								-	-
20	Thesis Fees								-	-
21	Transcript fee								-	-
22	Tuition Fees								-	-
	Total (A)	-	-	-	-	-	1,38,94,300	-	1,38,94,300	1,44,51,400
	Examinations:								-	0
23	Examination Fees								-	0
	Total (B)	-	-	-	-	-	-	-	-	-
	Other Fees:								-	0
24	Special Course Fee						4,27,84,270		4,27,84,270	2,92,91,955
	Total (C)	-	-	-	-	-	4,27,84,270	-	4,27,84,270	2,92,91,955
25	Sale of Publications:								-	0
	Total (D)	-	-	-	-	-	-	-	-	0
	Other Academic Receipts (E)								-	
26	Other Academic Receipts						1,76,03,285		1,76,03,285	3,00,41,996
	Total (E)	-	-	-	-	-	1,76,03,285	-	1,76,03,285	3,00,41,996
	Grand Total	-	-	-	-	-	7,42,81,855	-	7,42,81,855	7,37,85,351

SCHEDULE 11 -INCOME FROM INVESTMENTS-DESIGNATED FUND										
									Amount in Rupees	
Sl. No	Particulars	Avi. Free Working Lunch	Alumni Fee Account	Research & Consultancy	Gen. Exam Fund	Students Deposit Account	Students Fund Account	Online a/c	2024-25	2023-24
1	Interest								-	0
2	a. On Government Securities								-	0
3	b. Other Bonds / Debentures								-	0
4	Interest on Term Deposits	19,904	1,37,088	11,56,525					13,13,517	42,74,849
5	Income Accrued but not due on Term Deposits								-	0
6	Interest on Savings Bank Accounts								-	0
7	Others (Specify)								-	0
	Total	19,904	1,37,088	11,56,525	-	-	-	-	13,13,517	42,74,849
SCHEDULE 12 - INTEREST EARNED-DESIGNATED										
									Amount in Rupees	
Sl. No	Particulars	Avi. Free Working Lunch	Alumni Fee Account	Research & Consultancy	Gen. Exam Fund	Students Deposit Account	Students Fund Account	Online a/c	2024-25	2023-24
1	on Savings Bank Accounts with Sche.Banks	2,167	20,980	90,485		2,11,854	2,83,121	10,11,536	16,20,143	16,35,467
2	On Loans								-	
3	Employees / Staff								-	
4	Others								-	
5	On Debtors and Other Receivables								-	
	Total	2,167	20,980	90,485	-	2,11,854	2,83,121	10,11,536	16,20,143	16,35,467

SCHEDULE 13 -OTHER INCOME-DESIGNATED										
									Amount in Rupees	
Sl. No	Particulars	Avi. Free Working Lunch	Alumni Fee Account	Research & Consultancy	Gen. Exam Fund	Students Deposit Account	Students Fund Account	Online a/c	2024-25	2023-24
1	Income from Land and Buildings								-	0
2	Rent From Guest House								-	339001
3	Sale of Old Papers & Waste								-	0
4	Rent From Other Premises								-	0
5	Income from consultancy projects			10,000					10,000	44600
6	Sale of Institute Publications								-	0
7	Sale of tender forms								-	0
8	Income from Holding Events:								-	0
9	Gross Receipts from Annual Function/ Sports Carnival								-	0
10	Less Direct Expenditure incurred on the Event								-	0
11	Income from Labs			46,41,949					46,41,949	2603665
12	Less Direct Expenditure incurred on the Labs &E-studio								-	0
13	Gross Receipts for Educational Tours								-	0
14	Less Direct Expenditure incurred on Tours								-	0
15	Contribution- Avi. Free Working Lunch Scheme	5,02,250							5,02,250	973310
16	Institutional charges			7,24,228					7,24,228	7,27,942
17	Grant from Tamilnadu Government								-	-
18	Trust Contribution								-	-
19	Alumni fee receipts		7,14,375						7,14,375	11,10,625
20	Service charges received							24,214	24,214	47,536
21	Xerox receipts								-	-
22	Electricity &Water Charges Recovered								-	-
23	Miscellaneous Income			14		1,06,250	3,71,756	7,218	4,85,238	13,89,100
	Total	5,02,250	7,14,375	53,76,191	-	1,06,250	3,71,756	31,432	71,02,254	72,35,779

SCHEDULE 14 - PRIOR PERIOD INCOME-DESIGNATED FUND									Amount in Rupees	
Sl. No	Particulars	Avi. Free Working Lunch	Alumni Fee account	Research & Consultancy	Gen. Exam Fund	Students Deposit Account	Students Fund Account	Online a/c	2024-25	2023-24
1	Academic Receipts								-	
2	Income from Investments								-	
3	Prior Period Income	1,817		1,12,123					1,13,940	
	Total	1,817	-	1,12,123	-	-	-	-	1,13,940	
SCHEDULE 15 - STAFF PAYMENTS & BENEFITS (ESTABLISHMENT EXPENSES)-DESIGNATED FUND										
These shall be classified separately for Teaching and Non-Teaching Staff; Adhoc Staff, Arrears of DA, Salary arrears due to increment shall be shown separately.										
Sl. No	Particulars	Avi. Free Working Lunch	Alumni Fee account	Research & Consultancy	Gen. Exam Fund	Students Deposit Account	Students Fund Account	Online a/c	2024-25	2023-24
	Salaries and Wages:								-	0
1	Salaries -Teaching staff						1,12,00,214		1,12,00,214	1,27,86,412
2	Salaries - Non Teaching		28,575	2,20,038			2,68,33,954		2,70,82,567	2,19,18,232
3	Pension Teaching								-	-
4	Pension -Non Teaching								-	-
5	Contribution to New Pension Scheme-NPS								-	-
6	Contribution to Other Fund (specify)(EPF, ESI)		2,794				31,44,362		31,47,156	26,05,298
7	Pre-2006 Pension arrears								-	-
8	Salary Instrumentation Maintenance Facility								-	-
9	Salary- Career & Counselling cell								-	-
10	Salary - Centre for Women studies								-	-
11	Salary- CSSE&IP								-	-
12	Staff Welfare Expenses								-	-
13	LTC EL Encashment								-	-
14	LTC Expenses								-	-
15	Bonus								-	-
16	Medical Facility								-	-
17	Children Education Allowance								-	-
18	Retirement and Terminal Benefits:								-	-
19	Commutation-Teaching								-	-
20	Commutation - Non teaching								-	-
21	Gratuity- Teaching								-	-
22	Gratuity- Non teaching								-	-
23	EL Encashment - Teaching								-	-
24	EL Encashment-Non teaching								-	-
25	Other Allowances								-	-
	Total	-	31,369	2,20,038	-	-	4,11,78,530	-	4,14,29,937	3,73,09,942

SCHEDULE 16 - ACADEMIC EXPENSES-DESIGNATED FUND										
Sl. No	Particulars	Avi. Free Working Lunch	Alumni Fee Account	Research & Consultancy	Gen. Exam Fund	Students Deposit Account	Students Fund Account	Online a/c	Amount in Rupees	
									2024-25	2023-24
1	Admission Expenses								-	-
2	Aviunty Run for women empowerment-2014								-	-
3	Binding of Library (Books and Journals)								-	-
4	BPED Leadership Camp								-	-
5	Consultancy expenses								-	-
6	Conveyance								-	-
7	Convocation Expenses								-	-
8	Course Expenses						3,95,610		3,95,610	1,38,355
9	Soft Skill / Coomunication skills						3,12,800		3,12,800	7,15,238
10	Examination Exps/ Remuneration to Exams.								-	-
11	Expenses on Seminar/Workshops								-	1,83,513
12	Field work/Participation in Conferences								-	1,04,159
13	Guest & Hospitality								-	-
14	Guest Lecture								-	-
15	Laboratory Expenses			43,240					43,240	97,890
16	Internship Expenses						88,319		88,319	-
17	Other Academic expenses						39,701		39,701	3,52,657
18	Others (specify)								-	-
19	Periodicals and Journals Expenses								-	-
20	Phd.Foreign Examination								-	-
21	Professional Charges								-	-
22	Publications								-	-
23	Research & Development Expenses						28,483		28,483	1,50,792
24	Sitting fee Honorarium								-	-
25	Special fee expenses								-	13,85,385
26	Student Welfare Expenses								-	-
27	TA/DA for Experts						2,67,699		2,67,699	-
28	Tournament expenses								-	-
	Total	-	-	43,240	-	-	11,32,612	-	11,75,852	31,27,989

SCHEDULE 17 - ADMINISTRATIVE AND GENERAL EXPENSES-DESIGNATED FUND										
Amount in Rupees										
Sl. No	Particulars	Avi. Free Working Lunch	Alumni Fee Account	Research & Consultancy	Gen. Exam Fund	Students Deposit Account	Students Fund Account	Online a/c	2024-25	2023-24
									-	-
1	Electricity and Power								-	-
2	Rent, Rates and Taxes (including property tax)								-	-
3	Postage								-	-
4	Telephone, Fax and Internet Charges								-	-
5	Internet Connectivity								-	-
6	Printing and Stationery (consumption)								-	-
7	Travelling and Conveyance Expenses			2,000					2,000	-
8	Training to staff Expenses								-	-
9	Contingency								-	4,201
10	Hospitality								-	-
11	Auditors Remuneration								-	-
12	Professional Charges								-	-
13	Guest House expenses								-	1,50,879
14	Advertisement and Publicity								-	-
15	Convocation Expenses								-	-
16	Others (specify)-Loss on sale of fixed assets								-	-
17	Meetings of Authorities								-	-
18	Ceremonies and Functions								-	-
19	Trasnportation expenses								-	63,067
20	Contribution								-	4,84,068
21	Courier expenses								-	1,00,000
22	Legal Fee								-	-
23	Architech Fee								-	-
24	Maintenance of Guest House								-	-
25	Membership Subscription/ Contribution								-	12,500
26	Miscellaneous Expenses								-	-
27	Contract Salary on Security								-	-
28	Contribution to Corpus fund			8,86,322		47,715	48,93,838	1,56,445	59,84,320	64,91,864
29	Contribution to Gen.Fund			50,22,491		2,70,389	2,77,31,752	8,86,523	3,39,11,155	3,67,87,436
30	Alumni Association expenses		1,49,910						1,49,910	11,780
31	Patent application fee								-	-
32	Water charges								-	-
	Total	-	1,49,910	59,10,813	-	3,18,104	3,26,25,590	10,42,968	4,00,47,385	4,41,05,795

SCHEDULE 18 - TRANSPORTATION EXPENSES- DESIGNATED FUND										
Sl. No	Particulars	Avi. Free Working Lunch	Alumni Fee Account	Research & Consultancy	Gen. Exam Fund	Students Deposit Account	Students Fund Account	Online a/c	2024-25	2023-24
1	Vehicles (owned by Institution)								-	
2	Running Expenses								-	
3	Repairs & Maintenance of Vehicles								-	
4	Insurance for Vehicles								-	
5	Vehicles taken on Rent/ Lease								-	
6	Rent/Lease Expenses								-	
7	Vehicle (Taxi) Hiring Expenses								-	
	Total	-	-	-	-	-	-	-	-	
SCHEDULE 19 - REPAIR & MAINTENANCE -DESIGNATED FUND										
Sl. No	Particulars	Avi. Free Working Lunch	Alumni Fee Account	Research & Consultancy	Gen. Exam Fund	Students Deposit Account	Students Fund Account	Online a/c	2024-25	2023-24
1	Buildings								-	-
2	Furniture & Fixtures								-	-
3	Plant & Machinery								-	-
4	Office Equipment								-	-
5	Water service system								-	-
6	Laboratory & Scientific Equipment			77,720					77,720	-
7	Audio Visual Equipment								-	-
8	Cleaning Material & Services								-	-
9	Book Binding Charges								-	-
10	Outsourcing Expenses on Sanitation								-	-
11	AMC Charges- Others								-	-
12	Genset Running expenses								-	-
13	AMC Charges for Genset								-	-
14	Maintenance of Guest House								-	-
15	Maintenance -Computer maintenance			950					950	-
16	Maintenance -Campus Maintenance								-	-
17	Maintenance -miscellaneous								-	-
18	Electrical Equipment		84,604	1,82,013					2,66,617	-
	Total	-	84,604	2,60,683	-	-	-	-	3,45,287	-

SCHEDULE 20 - FINANCE COSTS -DESIGNATED FUND										
									Amount in Rupees	
Sl. No	Particulars	Avi. Free Working Lunch	Alumni Fee account	Research & Consultancy	Gen. Exam Fund	Students Deposit Account	Students Fund Account	Online a/c	2024-25	2023-24
1	Bank Charges			1,570					1,570	-
2	Others (Specify)								-	
	Total	-	-	1,570	-	-	-	-	1,570	-
If the amount is not material, the head Bank charges could be omitted and these could be accounted as Administrative expenses in Schedule 17.										
Depreciation as per Sch.4										
SCHEDULE 21 - OTHER EXPENSES -DESIGNATED FUND										
Sl. No	Particulars	Avi. Free Working Lunch	Alumni Fee Account	Research & Consultancy	Gen. Exam Fund	Students Deposit Account	Students Fund Account	Online a/c	2024-25	2023-24
	Depreciation		21987						21,987	21987
Sl. No	Particulars	Avi. Free Working Lunch	Alumni Fee Account	Research & Consultancy	Gen. Exam Fund	Students Deposit Account	Students Fund Account	Online a/c	2024-25	2023-24
1	Provision for Bad and Doubtful Debts/Advances								-	0
2	Lab expenses			2,87,677					2,87,677	2,44,305
3	Grants/Subsidies to other institutions/organizations								-	-
4	Avinashilingam Free Working Lunch	3,36,500							3,36,500	8,47,500
5	Loss on sale of Capital Asset								-	-
6	Other Misc. expenses			11,303					11,303	-
8	Exp.from Registration fees collection from Seminars etc.								-	-
9	Exp.from Contributions collection for Seminars etc.								-	0
	Total	3,36,500	-	2,98,980	-	-	-	-	6,35,480	10,91,805
Note: Other Expenses shall be classified as Writes-off, Provisions, Miscellaneous Expenses, Loss on Sale of Investments, Loss on Fixed Assets and Loss on sale of Fixed Assets etc. disclosed accordingly										
SCHEDULE 22 : PRIOR PERIOD EXPENSES										
Sl. No	Particulars	Avi. Free Working Lunch	Alumni Fee Account	Research & Consultancy	Gen. Exam Fund	Students Deposit Account	Students Fund Account	Online a/c	2024-25	2023-24
1	Establishment Expenses								-	-
2	Academic Expenses								-	-
3	Administrative Expenses	3,01,500							3,01,500	-
4	Transportation Expenses								-	-
5	Repair & Maintenance								-	-
6	Other Expenses								-	-
	Total	3,01,500	-	-	-	-	-	-	3,01,500	-
									-	
	Total Income	5,26,138	8,72,443	67,35,324	0	3,18,104	7,49,36,732	10,42,968	8,44,31,709	8,69,31,446
	Total Expenditure	6,38,000	2,87,870	67,35,324	0	3,18,104	7,49,36,732	10,42,968	8,39,58,998	8,56,57,518
	Excess of Income / Expenditure	-1,11,862	5,84,573	0	0	0	0	0	4,72,711	12,73,928

Balance sheet-Designated Fund FY 2024-25										
									Amount in Rs.	
S.N	Particulars	Avi. Free Working Lunch	Alumni Fee Account	Research & Consultancy	Examination General Fund	Students Deposit Account	Students Fund Account	Online a/c	2024-25	2023-24
	Liabilities									
1	Capital account	4,58,921	31,32,766	1,66,10,315		-	-		2,02,02,002	7,41,49,195
	Capital Fund Account		1,57,519						1,57,519	
2	Deposits from students					1,03,80,100	500		1,03,80,600	1,09,62,196
3	Refunded to UGC								-	-
4	EMD								-	-
5	Inter Fund Payable	4,914		59,08,813		4,25,104	3,42,66,175	10,42,969	4,16,47,975	2,40,76,355
6	Net Salary Payables			6,500			30,55,655		30,62,155	33,44,768
7	Outstanding expenses			93,000			63,150	3,025	1,59,175	1,65,921
8	Security Deposit								-	-
9	Statutory Liabilities	850		12,260			4,76,999		4,90,109	3,11,810
10	Sundry creditors	26,250					74,500		1,00,750	9,490
	Total	4,90,935	32,90,285	2,26,30,888	-	1,08,05,204	3,79,36,979	10,45,994	7,62,00,285	11,30,19,735
	Assets									
1	Bank account	1,97,954	9,68,503	43,70,634		1,08,05,204	1,20,94,612	10,45,994	2,94,82,901	1,96,67,692
2	Deposits								-	2,000
3	Fixed assets								-	1,79,506
4	Inter Unit Fund Receivable		1,84,694	2,02,625			2,56,90,967		2,60,78,286	7,30,79,283
5	Interest accrued	14,981	1,37,088	26,81,513					28,33,582	19,11,049
6	Investments	2,78,000	20,00,000	1,47,59,925					1,70,37,925	1,74,41,143
7	Prepaid Expenses			3,28,191					3,28,191	-
8	Loans Advances			2,88,000			1,49,400		4,37,400	3,49,248
9	TDS Receivable						2,000		2,000	3,89,814
	Total	4,90,935	32,90,285	2,26,30,888	-	1,08,05,204	3,79,36,979	10,45,994	7,62,00,285	11,30,19,735

Income and Expenditure Account-Designated Fund-2024-25										
	Particulars									Total
Sl.NO	INCOME	Avi. Free Working Lunch	Alumni Fee account	R & C	Exam-Gen Fund	Students Deposit Account	Students Fund Account	Online Account	2024-25	2023-24
1	Academic Receipts	0	0	0	0	0	7,42,81,855	0	7,42,81,855	7,37,85,351
2	Grants / Subsidies								-	0
3	Income from Investments	19,904	1,37,088	11,56,525	-	-	-	-	13,13,517	42,74,849
4	Interest Earned	2,167	20,980	90,485	-	2,11,854	2,83,121	10,11,536	16,20,143	16,35,467
5	Other Income	5,02,250	7,14,375	53,76,191	-	1,06,250	3,71,756	31,432	71,02,254	72,35,779
6	Prior Period Income	1,817	-	1,12,123	-	-	-	-	1,13,940	0
	TOTAL (A)	5,26,138	8,72,443	67,35,324	-	3,18,104	7,49,36,732	10,42,968	8,44,31,709	8,69,31,446
	EXPENDITURE									
	Staff Payments & Benefits (Establishment expenses)	-	31,369	2,20,038	-	-	4,11,78,530	-	4,14,29,937	3,73,09,942
1	Academic Expenses	-	-	43,240	-	-	11,32,612	-	11,75,852	31,27,989
2	Administrative and General Expenses	-	1,49,910	59,10,813	-	3,18,104	3,26,25,590	10,42,968	4,00,47,385	4,41,05,795
3	Transportation Expenses	-	-	-	-	-	-	-	-	0
4	Repairs & Maintenance	-	84,604	2,60,683	-	-	-	-	3,45,287	-
5	Finance Costs	-	-	1,570	-	-	-	-	1,570	0
6	Depreciation	-	21,987	-	-	-	-	-	21,987	21,987
7	Other Expenses	3,36,500	-	2,98,980	-	-	-	-	6,35,480	10,91,805
8	Prior Period Expenses	3,01,500	-	-	-	-	-	-	3,01,500	0
	TOTAL (B)	6,38,000	2,87,870	67,35,324	-	3,18,104	7,49,36,732	10,42,968	8,39,58,998	8,56,57,518
	Balance being excess of Income over Expenditure(A-B)	-	1,11,862	5,84,573	-	-	-	-	4,72,711	12,73,928
	Total (B)	5,26,138	8,72,443	67,35,324	-	3,18,104	7,49,36,732	10,42,968	8,44,31,709	8,69,31,446

Self Finance									
Balance sheet									
Amount in Rupees									
Sl. No	Particulars	Self Finance	SF-Exam	Conference, Seminar	ATNT	NAIP	PIHEAD	2024-25	2023-24
	Liabilities								
1	Capital account	23,38,30,281	12,55,52,910	48,78,545	-	-	-	36,42,61,736	43,74,10,273
	Capital Fund -Fixed Assets	13,86,08,713						13,86,08,713	
2	Deposits from students	78,61,182						78,61,182	73,70,005
3	EMD							-	-
4	Inter Fund Payable	1,21,75,658	10,631	8,87,436				1,30,73,725	8,19,844
5	Other Payables	7,32,571	32,800					7,65,371	7,96,266
6	Outstanding expenses	1,23,792	5,152	54,221				1,83,165	3,65,593
7	Security Deposit	12,60,502						12,60,502	35,24,322
8	Staff salary payable	39,69,978	93,580	16,000				40,79,558	34,83,263
9	Statutory Liabilities	10,41,341	15,724	28,607				10,85,672	9,88,548
10	Sundry creditors	3,06,739	4,528	5,847				3,17,114	2,25,153
	Total	39,99,10,757	12,57,15,325	58,70,656	-	-	-	53,14,96,738	45,49,83,267
	Assets							-	-
1	Bank account	1,84,01,768	72,77,528	16,24,011	-	-	-	2,73,03,307	1,38,81,247
2	Deposits	20,30,750						20,30,750	20,28,100
3	Fixed assets							-	23,46,49,064
4	Inter Unit Fund Receivable	24,26,71,685	61,410	59,550				24,27,92,645	2,14,11,806
5	Interst accrued	8,53,711	45,32,988	1,48,694				55,35,393	93,10,323
6	Investments	13,51,50,788	11,38,00,000	40,38,401				25,29,89,189	17,17,03,690
7	Loans and Advances	92,603	20,000					1,12,603	3,17,897
8	TCS on Purchases							-	59,406
9	TDS on Investment	26,741						26,741	10,33,391
10	Prepaid Expenditure	6,82,711	23,399					7,06,110	5,88,343
11	Tuition fee Receivable from students							-	-
	Total	39,99,10,757	12,57,15,325	58,70,656	-	-	-	53,14,96,738	45,49,83,267

Income & Expenditure -Self Finance Accounts									
Amount in Rupees									
Sl. No	Income	Self Finance	SF-Exam	Conference, Seminar	ATNT	NAIP	PIHEAD	2024-25	2023-24
	Academic Receipts							-	-
1	Admission fee	4,49,875						4,49,875	3,90,575
2	Registration fee							-	1,83,700
3	Special Course fee	14,34,33,664		51,96,530				14,86,30,194	7,94,02,629
4	Tuition fee	35,03,750						35,03,750	33,43,315
5	Examination Fee		1,47,21,410					1,47,21,410	1,56,95,101
6	Convocation Income		5,50,710					5,50,710	5,74,914
7	Fines & Penalties	10,36,013	1,28,938					11,64,951	7,17,459
8	Processing fee	1,21,175						1,21,175	
9	Sale of applications	4,83,000						4,83,000	5,66,935
10	Other Academic receipts	32,03,410	6,27,790					38,31,200	3,91,71,116
	Total Academic receipts	15,22,30,887	1,60,28,848	51,96,530	-	-	-	17,34,56,265	14,00,45,744
11	Interest on SB account	7,21,598	2,43,515	73,097	783	709	9,963	10,49,665	11,64,029
12	Interest on Investments	46,25,485	70,74,265	1,62,735	32,954	-	- 21,08,594	97,86,845	73,34,611
	Other Income							-	-
13	Institute Overhead charges received	3,69,961						3,69,961	4,30,970
14	AHS Clinical Income	29,900						29,900	-
15	Sale of Scrap	25,600						25,600	
16	Misc.Income	10,72,192	289	3,013				10,75,494	8,79,070
	Total Other Income	14,97,653	289	3,013	-	-	-	15,00,955	13,10,040
	Prior Period Income	60,947	4,18,579	907				4,80,433	-
	Total Income	15,91,36,570	2,37,65,496	54,36,282	33,737	709	- 20,98,631	18,62,74,163	14,98,54,424

Sl. No	Expenditure	Self Finance	SF-Exam	Conference, Seminar	ATNT	NAIP	PIHEAD	2024-25	2023-24
	Staff Payments and Benefits								
17	Salaries-Teaching	3,78,48,598						3,78,48,598	3,03,86,264
18	Salary-Non Teachng	85,50,850	12,18,439					97,69,289	72,50,473
19	Gratuity							-	1,27,212
20	EPF & ESI	30,43,363	1,03,667					31,47,030	24,11,164
	Total Staff Payments and Benefits	4,94,42,811	13,22,106	-	-	-	-	5,07,64,917	4,01,75,113
	Academic Expenses							-	-
21	Special Course expenses	1,18,24,847		56,08,518				1,74,33,365	73,17,544
22	Students Insurance	2,55,409						2,55,409	2,69,295
23	Research & Consultancy exps							-	30,38,309
24	Conference, seminar & works	2,27,331						2,27,331	3,13,832
25	Periodical Journals							-	-
26	Convocation Expenses		11,09,401					11,09,401	80,712
27	ID Card expenses	87,224						87,224	57,550
28	Lab Consumables	4,78,186						4,78,186	3,12,740
29	Examination Expenses		13,83,802					13,83,802	8,73,663
30	Other Academic Expenses		33,900					33,900	9,16,293
	Total Academic Expenses	1,28,72,997	25,27,103	56,08,518	-	-	-	2,10,08,618	1,31,79,938

Income & Expenditure -Self Finance Accounts									
Sl. No	Expenditure	Self Finance	SF-Exam	Conference, Seminar	ATNT	NAIP	PIHEAD	2024-25	2023-24
	Administrative expenses								
31	Advertisement expenses	6,82,810						6,82,810	10,92,441
32	Auditor / Architect fee	3,00,900						3,00,900	2,84,380
33	Ceremonies & functions	5,51,682						5,51,682	2,58,778
34	Communication / Internet exps							-	1,48,237
35	Consultancy charges	53,200						53,200	-
36	Contribution to other account	42,83,730			9,25,534	30,619	1,45,80,127	1,98,20,010	14,08,743
37	Electricity charges	3,05,300						3,05,300	1,34,378
38	Hospitality expenses	1,68,164	74,387					2,42,551	2,20,891
39	Legal Fee							-	-
40	Meeting of authorities	67,876						67,876	57,323
41	Membership fee							-	48,380
42	Staff & Students Welfare	4,16,656						4,16,656	13,10,000
43	Other Miscellaneous admn ex	4,27,252						4,27,252	16,86,505
44	Patent Expenses							-	-
45	Postage & Telegram Expenses	45,747	2,955				11,793	60,495	5,547
46	Printing & Stationery	1,93,455	25,47,275					27,40,730	23,80,937
47	Promotional Expenses	20,40,378						20,40,378	-
48	Rent, rates & taxes							-	24,200
49	TA/DA Expenses	4,44,194	35,510					4,79,704	51,399
50	Water Charges	4,143						4,143	1,350
	Total Administrative expenses	99,85,487	26,60,127	-	9,25,534	30,619	1,45,91,920	2,81,93,687	91,13,489

Income & Expenditure -Self Finance Accounts									
Sl. No	Expenditure	Self Finance	SF-Exam	Conference, Seminar	ATNT	NAIP	PIHEAD	2024-25	2023-24
51	Finance Cost	4,466	13,073	285				17,824	10,064
	Repair and Maintenance							-	-
52	AMC Charges- Equipments	39,579						39,579	12,292
53	Outsourcing Expenses - Sanit	26,32,829						26,32,829	21,40,962
54	R&M Building	39,87,937						39,87,937	13,10,046
55	R&M Electrical Equipment	5,11,949						5,11,949	6,15,338
56	R&M Computer periphrals	1,14,410	1,10,649					2,25,059	3,11,087
57	R&M Furniture	38,837						38,837	12,900
58	R&M Office Equiment	57,534						57,534	66,515
59	R&M- Library Books	15,954						15,954	-
	Total Repair and Maintenance	73,99,029	1,10,649	-	-	-	-	75,09,678	44,69,140
	Tranportation Expenses							-	-
60	a) Running of Vehicles Expe	26,35,000						26,35,000	-
61	b) Repairs & Maintenance o	1,07,915						1,07,915	1,22,215
62	c) Rent/Lease Expenses							-	19,75,000
	Total Transportation Expenses	27,42,915	-	-	-	-	-	27,42,915	20,97,215
	Other Expenses							-	-
63	Misc.Expenses	96,340						96,340	2,95,284
64	Loss on sale of Fixed Assets	3,000						3,000	12,126
	Total Other Expenses	99,340	-	-	-	-	-	99,340	3,07,410
65	Prior Period Expenses	2,00,600		2,950				2,03,550	
66	Depreciation	1,02,73,459						1,02,73,459	90,62,924
	Total Expenditure	9,30,21,104	66,33,058	56,11,753	9,25,534	30,619	1,45,91,920	12,08,13,988	7,84,15,293
	Excess of Income over Expr.	6,61,15,466	1,71,32,438	- 1,75,471	- 8,91,797	- 29,910	- 1,66,90,551	6,54,60,175	7,14,39,131
	Total Income	15,91,36,570	2,37,65,496	54,36,282	33,737	709	- 20,98,631	18,62,74,163	14,98,54,424

School of Engineering						
Balance Sheet						Amount in Rs.
Sl. No	Particulars	Sch of. Engg	ADU Net Banking	SF Empl. Grat	2024-25	2023-24
	Liabilities					
1	Capital account	45,88,92,338	14,83,602	7,01,45,354	53,05,21,294	73,27,30,009
2	Capital fund	27,37,73,259			27,37,73,259	
3	Deposits from students	40,61,200			40,61,200	43,71,175
4	EMD				-	-
5	Inter Fund Payable	49,500		37,558	87,058	5,97,298
6	Other Payables	5,72,127			5,72,127	43,430
7	Outstanding expenses	16,148			16,148	3,23,223
8	Security Deposit	3,79,801			3,79,801	6,44,435
9	Staff salary payable	34,68,443			34,68,443	35,83,868
10	Statutory Liabilities	6,87,195			6,87,195	6,86,181
11	Sundry creditors	20,41,831			20,41,831	26,93,054
	Total	74,39,41,842	14,83,602	7,01,82,912	81,56,08,356	74,56,72,673
	Assets	Sch of. Engg	ADU Net Banking	SF Empl. Grat	2024-25	2023-24
1	Bank account	1,24,84,131	14,83,602	40,97,236	1,80,64,969	82,88,966
2	Deposits	72,55,377			72,55,377	72,55,377
3	Fixed assets				-	23,89,55,549
4	Inter Unit Fund Receivable	28,58,57,375			28,58,57,375	1,21,86,138
5	Interest accrued	1,54,30,322			1,54,30,322	2,34,68,022
6	Investments	42,20,90,206		3,18,00,000	45,38,90,206	41,62,25,206
7	Loans and Advances	4,25,804			4,25,804	17,84,768
8	LIC Annuity Fund			3,42,85,676	3,42,85,676	3,31,81,981
9	TDS on Investment	52,855			52,855	43,26,666
10	Prepaid Expenses	3,45,772			3,45,772	-
11	Tuition fee Receivable from students				-	-
	Total	74,39,41,842	14,83,602	7,01,82,912	81,56,08,356	74,56,72,673

School of Engineering						
Income & Expenditure					Amount in Rs.	
Sl. No	Particulars	Sch of. Engg	ADU Net Banking	SF Empl. Grat	2024-25	2023-24
	Income					
	Academic Receipts					
1	Admission fee	1,39,850			1,39,850	1,39,500
2	Audio Visual fee	3,30,000			3,30,000	2,89,500
3	NSS	2,38,000			2,38,000	1,40,800
4	Development Charges fee	1,01,62,650			1,01,62,650	1,02,30,150
5	Examination Fee				-	-
6	Fine, Penalties & Breakages	1,47,885			1,47,885	1,75,490
7	ID card	45,800			45,800	39,900
8	Laboratory fee	1,11,49,055			1,11,49,055	95,99,795
9	Library Fee	15,59,100			15,59,100	15,09,200
10	Other Academic receipts	85,41,634			85,41,634	22,43,136
11	Sale of applications	1,47,250			1,47,250	1,74,075
12	Special Course fee	25,67,000			25,67,000	3,34,183
13	Sports fee	1,14,300			1,14,300	1,42,600
14	Student Union fee	1,02,950			1,02,950	2,12,100
15	Tuition fee	4,58,44,337			4,58,44,337	3,33,57,331
	Total Academic receipts	8,10,89,811	-	-	8,10,89,811	5,85,87,760
16	Interest on SB account	7,11,231	39,837	54,607	8,05,675	7,36,913
17	Interest on Investments	2,77,18,082		26,66,780	3,03,84,862	2,90,02,058
	Other Income				-	-
18	Bus Fees	1,31,77,657			1,31,77,657	1,18,97,574
19	Online Training Programmes				-	1,50,000
20	Overhead charges received	20,775			20,775	14,850
21	Gratuity Amount received				-	-
22	Contibution for Land - Trust				-	25,20,817
23	Sale od Scraps	71,509			71,509	-
24	Water charges received				-	47,157
25	Profit on sale of fixed assets	1,901			1,901	1,44,430
26	Misc.Income	27,773	1,60,805	481	1,89,059	1,34,975
	Total Other Income	1,32,99,615	1,60,805	481	1,34,60,901	1,49,09,803
	Prior Period Income	10,61,395			10,61,395	-
	Total Income	12,38,80,134	2,00,642	27,21,868	12,68,02,644	10,32,36,534

	School of Engineering					
						Amount in Rs.
	Particulars	Sch of. Engg	ADU Net Banking	SF Empl. Grat	2024-25	2023-24
Sl. No	Staff Payments and Benefits					
	Salaries -Teaching	2,88,58,652			2,88,58,652	3,08,51,973
1	Salaries -Non Teaching	1,58,87,476			1,58,87,476	1,14,65,175
2	Gratuity			16,39,799	16,39,799	13,40,450
3	EPF & ESI	30,27,123			30,27,123	34,99,078
4	Total Staff Payments and Benefits	4,77,73,251	-	16,39,799	4,94,13,050	4,71,56,676
	Academic Expenses				-	-
	Alumni Expenses				-	90,000
5	Annual Subscription Exp	27,630			27,630	7,080
6	ID cards	29,957			29,957	30,618
7	Journals & Magazine				-	4,09,370
8	Students Insurance expenses	22,075			22,075	52,560
9	Soft Skill Communication	15,96,800			15,96,800	13,43,705
10	Seminar, Conference & workshop	1,08,875			1,08,875	1,27,967
11	Student Welfare	5,05,000			5,05,000	8,66,895
12	Convocation Expenses				-	-
13	Lab Consumables	3,47,908			3,47,908	6,79,095
14	Examination Expenses				-	-
15	Other Academic Expenses	4,31,985			4,31,985	8,28,488
16	Total Academic Expenses	30,70,230	-	-	30,70,230	44,35,778

	Particulars	Sch of. Engg	ADU Net Banking	SF Empl. Grat	2024-25	2023-24
	Administrative expenses				-	-
	Advertisement charges	85,994			85,994	1,16,457
1	Audit fee				-	-
2	Cermonies & Functions					
3	Consultancy expenses	21,95,000			21,95,000	28,20,000
4	Fund Management Charges			4,18,418	4,18,418	
5	Contingency expenses	2,95,467			2,95,467	6,46,698
6	Telephone & Internet charges	7,26,309			7,26,309	-
7	Electricity charges	37,80,943			37,80,943	37,45,641
8	Hospitality Expenses	4,26,798			4,26,798	-
9	NBA Accreditation	3,68,408			3,68,408	70,038
10	Loss on sale of Fixed Assets				-	-
11	Membership / Annual Subscription fee	3,31,147			3,31,147	-
12	Printing & Stationery	2,74,107			2,74,107	1,09,701
13	Promotional Expenses	18,48,686			18,48,686	11,72,930
14	Rent, Rates & Taxes	9,91,940			9,91,940	-
15	Water charges	1,18,076			1,18,076	-
16	Misc.Expenses	44,876	1,436		46,312	3,43,327
17	Journals & Magazine	2,00,405			2,00,405	-
18	Postage Expenses	310			310	6,22,397
19	Staff Welfare Expenses	1,21,281			1,21,281	4,10,976
20	TA/DA Expenses	2,52,870			2,52,870	3,33,830
21	Total Administrative expenses	1,20,62,617	1,436	4,18,418	1,24,82,471	1,03,91,995

	Particulars	Sch of. Engg	ADU Net Banking	SF Empl. Grat	2024-25	2023-24
	Finance Cost	170			170	144
22	Repair and Maintenance				-	-
	AMC Charges				-	-
23	Outsourcing Sanitation Exps	43,21,244			43,21,244	43,35,739
24	R&M Building	28,81,361			28,81,361	59,39,164
25	R&M Computer peripherals	7,33,227			7,33,227	3,29,315
26	R&M - Electrical Equipments	18,22,048			18,22,048	14,04,705
27	R&M-Furniture	1,82,532			1,82,532	13,426
28	R&M-Scientific Lab Equipment	23,305			23,305	61,704
29	R&M Office Equipment	7,552			7,552	54,764
30	Total Repair and Maintenance	99,71,269	-	-	99,71,269	1,21,38,817
	Transportation expenses				-	-
	Vehicle Hire charges	70,60,920			70,60,920	73,58,184
31	Bus expenses	39,61,807			39,61,807	
32	Vehicle Maintenance	11,700			11,700	43,31,640
33	Total Transportation charges	1,10,34,427	-	-	1,10,34,427	1,16,89,824
	Other Expenses				-	-
	Misc.Expenses				-	-
34	Total Other Expenses	-	-	-	-	-
	Depreciation	- 2,81,68,901			- 2,81,68,901	1,59,25,346
35	Total Expenditure	5,57,43,063	1,436	20,58,217	5,78,02,716	10,17,38,580
	Excess of Income over Expr.	6,81,37,071	1,99,206	6,63,651	6,89,99,928	14,97,954
	Total	12,38,80,134	2,00,642	27,21,868	12,68,02,644	10,32,36,534

Balance sheet - Corpus Fund & General Fund

Sl. No	Particulars	Corpus Fund	General Fund
	Liabilities	2024-25	2024-25
1	Capital account	8,62,48,699	24,68,11,024
2	Capital Fund		
3	Deposits from students	-	48,245
4	EMD	-	4,000
5	Inter Fund Payable	-	
6	Other Payables	-	
7	Outstanding expenses	-	6,00,000
8	Security Deposit	-	7,868
9	Staff salary payable	-	
10	Statutory Liabilities	-	10,247
11	Sundry creditors	-	3,28,113
	Total	8,62,48,699	24,78,09,497
	Assets		
1	Bank account	44,02,436	64,19,162
2	Deposits	-	5,11,930
3	Fixed assets	-	
4	Inter Unit Fund Receivable	81,24,692	8,62,02,917
5	Interst accrued	83,15,278	51,43,129
6	Investments	6,54,06,293	14,93,58,333
7	Loans and Advances		1,43,671
8	TCS on Purchases		
9	TDS on Investment		30,355
10	Prepaid Expenditure		
11	Tuition fee Receivable from students		
	Total	8,62,48,699	24,78,09,497


Income and Expenditure Account - Corpus Fund & General Fund


Sl.No	Expenditure	Corpus Fund	General Fund
1	Academic Receipts	0	0
2	Grants / Subsidies	-	-
3	Income from Investments	68,68,671	94,41,743
4	Interest Earned	1,56,377	3,94,716
5	Other Income	2,48,59,897	3,55,55,363
6	Prior Period Income	2,29,888	2,90,063
	Total (A)	3,21,14,833	4,56,81,885
	Expenditure		
1	Staff Payments & Benefits	-	-
2	Academic Expenses	-	-
3	Administrative and General Expenses	-	88,520
4	Transportation Expenses	-	-
5	Repairs & Maintenance	-	5,98,028
6	Finance Costs	-	-
7	Depreciation	-	- 66,07,213
8	Other Expenses	-	-
9	Prior Period Expenses	-	-
	Total (B)	-	- 59,20,665
	Balance being excess of Income over Expenditure (A-B)	3,21,14,833	5,16,02,550
	Grand Total	3,21,14,833	4,56,81,885

AVINASHILINGAM INSTITUTE FOR HOME SCIENCE AND HIGHER EDUCATION FOR WOMEN COIMBATORE -641043. TAMILNADU

DETAILED BALANCE SHEET AS AT 31.03.2025

Particulars	Sch.	Non-Plan	Corpus Fund	General Fund	Endowment	Desig. Fund	Projects	Scholarship	Self Finance	Engineering	2024-25	2023-24
SOURCES OF FUNDS												
Corpus / Capital Fund	1	3,93,18,92,356									3,93,18,92,356	14,05,52,401
Designated/Earmarked	2		8,62,48,699	24,78,09,497	3,94,75,108	7,62,00,285			53,14,96,738	81,56,08,356	1,79,68,38,683	1,64,32,60,691
Current Liabilities & Provisions	3	4,90,13,13,639					2,71,43,663	18,66,775			4,93,03,24,077	26,46,33,057
TOTAL		96,94,21,283	8,62,48,699	24,78,09,497	3,94,75,108	7,62,00,285	2,71,43,663	18,66,775	53,14,96,738	81,56,08,356	2,79,52,70,404	2,04,84,46,149
APPLICATION OF FUNDS												
Fixed Assets:	4											
-Tangible Assets		69,69,54,440									69,69,54,440	64,37,01,352
-Intangible Assets		85,71,464									85,71,464	98,78,791
-Capital Work-In-Progress												
Investments From Earmarked/ Endowment Funds												
-Long Term		-	-	-	-	-	-	-	-	-	-	-
-Short term	5	-	6,54,06,293	14,93,58,333	3,61,16,380	1,70,37,925	1,25,000	-	25,29,89,189	45,38,90,206	97,49,23,326	85,45,05,896
Investments - Others	6	-	-	-	-	-	-	-	-	-	-	-
Current Assets	7	17,32,20,032	44,02,436	64,19,162	23,96,588	2,94,82,901	1,85,31,677	17,91,825	2,73,03,307	1,80,64,969	28,16,12,897	14,11,96,248
Loans, Advances & Deposits	8	9,06,75,347	1,64,39,970	9,20,32,002	9,62,140	2,96,79,459	84,86,986	74,950	25,12,04,242	34,36,53,181	83,32,08,277	39,91,63,862
TOTAL		96,94,21,283	8,62,48,699	24,78,09,497	3,94,75,108	7,62,00,285	2,71,43,663	18,66,775	53,14,96,738	81,56,08,356	2,79,52,70,404	2,04,84,46,149



 Finance Officer
 Avinashilingam Institute for Home Science
 and Higher Education for Women
 (University Estd. u/s 3 of UGC Act 1956)
 Coimbatore - 641 043.


 Registrar
 Avinashilingam Institute for Home Science
 and Higher Education for Women
 (University Estd. u/s 3 of UGC Act 1956)
 Coimbatore - 641 043.

AVINASHILINGAM INSTITUTE FOR HOME SCIENCE AND HIGHER EDUCATION FOR WOMEN
COIMBATORE -641043. TAMILNADU
DETAILED INCOME AND EXPENDITURE ACCOUNT FOR THE YEAR ENDED 31.03.2025

(Amount in Rs.)

PARTICULARS	Sch.	Non-Plan	Corpus Fund	General Fund	Desig. Fund	Self Finance	Engineering	2024-25	2023-24
INCOME									
Academic Receipts	9	4,92,77,009	-	-	7,42,81,855	17,34,56,265	8,10,89,811	37,81,04,940	32,66,35,995
Grants / Subsidies	10	77,35,54,561						77,35,54,561	78,90,85,207
Income from Investment	11	-	68,68,671	94,41,743	13,13,517	97,86,845	3,03,84,862	5,77,95,638	4,51,84,635
Interest Earned	12	21,85,241	1,56,377	3,94,716	16,20,143	10,49,665	8,05,675	62,11,817	47,95,223
Other Income	13	1,31,70,439	2,48,59,897	3,55,55,363	71,02,254	15,00,955	1,34,60,901	9,56,49,809	14,56,81,111
Prior Period Income	14	16,560	2,29,888	2,90,063	1,13,940	4,80,433	10,61,395	21,92,279	5,76,590
TOTAL		83,82,03,810	3,21,14,833	4,56,81,885	8,44,31,709	18,62,74,163	12,68,02,644	1,31,35,09,044	1,31,19,58,761
EXPENDITURE									
Staff Payments & Benefits	15	5,36,24,98,691	-	-	4,14,29,937	5,07,64,917	4,94,13,050	5,50,41,06,595	91,37,26,938
Academic Expenses	16	1,97,02,563	-	-	11,75,852	2,10,08,618	30,70,230	4,49,57,263	4,07,33,550
Administrative and General Expenses	17	2,13,03,700	-	88,520	4,00,47,385	2,81,93,687	1,24,82,471	10,21,15,763	8,29,09,551
Transportation Expense	18	8,15,224	-	-	-	27,42,915	1,10,34,427	1,45,92,566	1,39,53,040
Repairs & Maintenance	19	2,13,45,418	-	5,98,028	3,45,287	75,09,678	99,71,269	3,97,69,680	3,25,49,134
Finance Costs	20	10,514	-	-	1,570	17,824	170	30,078	28,663
Depreciation	4	2,88,77,248	-	66,07,213	21,987	1,02,73,459	2,81,68,901	43,96,580	5,30,69,250
Other Expenses	21	-	-	-	6,35,480	99,340	-	7,34,820	13,99,215
Prior Period Expenses	22	8,35,509	-	-	3,01,500	2,03,550	-	13,40,559	11,44,412
Total Expenditure		5,45,53,88,867	-	59,20,665	8,39,58,998	12,08,13,988	5,78,02,716	5,71,20,43,904	1,13,95,13,753
Balance being excess of Income over	-	4,61,71,85,057	3,21,14,833	5,16,02,550	4,72,711	6,54,60,175	6,89,99,928	4,39,85,34,860	17,24,45,008
TOTAL		83,82,03,810	3,21,14,833	4,56,81,885	8,44,31,709	18,62,74,163	12,68,02,644	1,31,35,09,044	1,31,19,58,761



Finance Officer

Avinashilingam Institute for Home Science
and Higher Education for Women
(University Estd. u/s 3 of UGC Act 1956)
Coimbatore - 641 043.



Registrar

Avinashilingam Institute for Home Science
and Higher Education for Women
(University Estd. u/s 3 of UGC Act 1956)
Coimbatore - 641 043.

Inter Unit Account Reconciliation As On 31.03.2025			
Sl.No	Name of the account	DR	CR
1	Non-plan		
	Alumini fee		8200
	Examination general fund		35256355
	Self finance	55361	2332250
	Student fund account		25684663
	Conference/Seminar/Workshop	14486	
	Scholarship	102400	
	Student deposit account	107000	
	TN Grant	1889109	
	General Fund - Fixed Asset		36979241
	Self Finance - Fixed Asset		233830281
	School of Engineering - Fixed Asset		273773259
	Alumini Account - Fixed Asset		157519
	Total	2168356	608021768
2	TN Maintenance Grant		
	General Fund (Deposit and advance)		10632735
	Examination General Fund		14910000
	Self Finance		4518156
	Non Plan Fee A/C		1889109
	Total	0	31950000
3	Examination Fund Account		
	Non Plan Fee A/C	35256355	0
	Self Finance		2643
	Examination SF	10631	
	TN Maintenance Grant	14910000	
	Total	50176986	2643
	Non Plan - Total	52345342	639974411
	Corpus Fund		
	Online Account	156445	
	UGC Projects	1285722	
4	Programms and Schemes	634394	
	Research&Consultancy	886322	
	Student Fund	4896888	
	Student Deposit	47715	
	DST CURIE II	7600	
	DST CURIE	121511	
	ICSSR-MRP Women Empowerment	88095	
	Corpus Fund - Total	8124692	0
5	Endowment Account		
	Programms and Schemes	228573	
	Scholarship	46446	
	Endowment - Total	275019	0

Inter Unit Account Reconciliation As On 31.03.2025			
Sl.No	Name of the account	DR	CR
6	General Fund		
	Student Deposit	270389	
	Research and Consultancy	5022491	
	Online A/C	886523	
	Student Fund A/C	29368300	
	ADV chitramani designing products	188000	
	Adv subashini DST CURIE	1092331	
	Development of Accessible Website	200000	
	Impact of Traditional Self Defense	131306	
	NSS/ETI	-18134	0
	NSS Special Camp	142500	
	TN Maintenance Grant	10632735	
	Programms and Schemes	1172062	
	Technology Development	110000	
	UGC WSC Salary	25172	
	Non Plan Fixed Asset	36979241	
	General Fund - Total	86202916	0
7	SCHOLARSHIP		
	Endowment A/ C		46446
	Non Plan Fee A/C		102400
	Scholarship - Total	0	148846
8	ALUMINI FEE		
	Non Plan Fee A/C	8200	
	Non Plan Fixed Asset	157519	
	Self Finanace	18975	
	Total	184694	0
9	Avinashilingam Free Working Lunch Scheme		
	Self Finanace		4914
	Total	0	4914
10	Online A/C	0	0
	Corpus Fund		156445
	General Fund		886524
	Total	0	1042969
11	RESEARCH AND CONSULTANCY		
	Engineering projects and schemes	30000	
	ICSSR- Development of Accessible Website	40000	
	ICSSR- Institute Women Startup Program	40000	
	ICSSR- Socio Cultural Foods of Tamilnadu	90625	
	Self Finance	2000	
	Corpus Fund		886322
	General Fund		5022491

Inter Unit Account Reconciliation As On 31.03.2025			
Sl.No	Name of the account	DR	CR
12	STUDENT FUND ACCOUNT		
	Examination General Fund	0	0
	Self Finance	6304	987
	Corpus Fund		4896888
	Non plan account - other	25684663	
	General Fund		29368300
	Total	25690967	34266175
13	STUDENT DEPOSIT ACCOUNT		
	Corpus Fund		47715
	Non Plan		107000
	General Fund		270389
	Total	0	425104
	Designated fund - Total	26078286	41647974
14	Conference/Seminar/Workshop		
	Ugc Projects		2950
	Non Plan		14486
	Self Finance	59550	870000
	Total	59550	887436
15	EXAMINATION SF		
	Self Finance	11910	
	Examination GF		10631
	School of Engineering	49500	
	Total	61410	10631
16	Self Finance		
	Alumini Fee		18975
	Conference/Seminar/Workshop	870000	59550
	Examination SF		11910
	Non Plan	2332250	55361
	Non Plan Fixed Asset	233830281	
	Research and Consultancy		2000
	School of Engineering		12021558
	Student Fund A/ C	987	6304
	Examination GF	2643	
	Avinshilingam Free Lunch Scheme	4914	
	ICSSR Designing Product Penetration	200	
	Programmes and Schemes	342023	
	SERB	150	
	TN Maintenance Grant	4518156	
	UGC Projects	770081	
	Total	242671685	12175658
	Self finance - Total	242792645	13073725

Inter Unit Account Reconciliation As On 31.03.2025			
Sl.No	Name of the account	DR	CR
17	School of Engineering		
	Examination SF		49500
	Engineering Projects and Schemes	5000	
	Programmes and Schemes	20000	
	Self Finance	12021558	
	SF Employee Gratuity Fund	37558	
	Non Plan Fixed Asset	273773259	
	Total	285857375	49500
18	SF Employees Gratuity Fund		
	School of Engineering		37558
	Total	0	37558
	Engineering - Total	285857375	87058
19	Engineering Projects and Schemes		
	Research and Consultancy		30000
	School of Engineering		5000
	Total	0	35000
20	DST CURIE	0	0
	Corpus Fund		121511
	DST CURIE II	1011	
	Total	1011	121511
21	DST CURIE II		
	Corpus Fund		7600
	DST Curie I		1011
	General Fund (Deposit and Advance)		1092331
	Total	0	1100942
22	DST TDP Tech	0	0
	Programmes and Schemes	1678056	
	Total	1678056	0
23	Formulation of Vegan Skincare	0	0
	Programmes and Schemes	503114	
	Total	503114	0
24	ICSSR Designing Product Penetration		
	General Fund (Deposit and Advance)		188000
	Programmes and Schemes		1440
	Research and Consultancy		90625
	Self Finance		200
	Total	0	280265
25	ICSSR Development of Accessible Website		
	General Fund (Deposit and Advance)		200000
	Research and Consultancy		40000
	Total	0	240000


Inter Unit Account Reconciliation As On 31.03.2025			
Sl.No	Name of the account	DR	CR
26	<u>ICSSR Impact of Traditional and Women Empowerment</u>		
	Corpus Fund		88095
	General Fund		131306
	Programmes and Schemes		2395
	Research and Consultancy		40000
	Total	0	261796
27	<u>Ministry of Ayush</u>		
	Programmes and Schemes		346456
	Total	0	346456
28	<u>MST DEVELOPMENT OF GENETICS STOCKS</u>		
	Programmes and Schemes	1346	
	Total	1346	0
29	<u>NSS ETI</u>		
	General Fund (Deposit and Advance)	18134	
	Total	18134	0
30	<u>NSS Special Camp</u>		
	General Fund		142500
	Total	0	142500
31	<u>Programmes and Schemes</u>		
	Corpus Fund		634394
	DST Formulation Vegan Skincare		503114
	DST Tech Intervent		1678056
	General Fund		1172062
	Endowment A/ C		228573
	MST- Kadam Project - Dr.Kalaiselvi Senthil Grant		1346
	School of Engineering A/c-474664643		20000
	Self Finance		342023
	Ayush EMR Validating the Diabetic Wound Healing...	346456	
	ICSSR Designing Project	1440	
	ICSSR MRP Traditional Women Empowerment	2395	
	Msc Counseling	217000	
	Total	567291	4579568


Inter Unit Account Reconciliation As On 31.03.2025			
Sl.No	Name of the account	DR	CR
32	SERB Edible Food Packing		
	Self Finance		150
	Total	-	150
33	SERB Technology Development		
	General Fund (Deposit and Advance)		1,10,000
	Total	-	1,10,000
34	UGC M.Sc Counseling Psychology		
	Programmes and Schemes		2,17,000
	Total	-	2,17,000
35	UGC Projects		
	Corpus Fund		12,85,722
	Conference/Seminar/Workshop	2,950	
	General Fund (Deposit and Advance)		25,172
	Self Finance		6,31,942
	Self Finance - WSC - SALARY		1,38,139
	Total	2,950	20,80,975
	Projects - Total	27,71,902	95,16,163
	TOTAL	70,44,48,177	70,44,48,177

Schedule wise Inter Unit Reconciliation				
Sch.No	Name	Pg.No	Debit	Credit
3	Current Liabilities & Provisions	13		10,48,99,118
1	Capital Fund	5		54,47,40,299
2	Corpus Fund	6	81,24,692	
2	General Fund	6	8,62,02,917	
2	Endowment Fund	6	2,75,019	
2	Designated Fund	6	2,60,78,286	
2	Self Finance	6	24,27,92,645	
2	School of Engineering	6	28,58,57,375	
	Total for Sch.2- Designated/Earmarked	6	64,93,30,934	
8	Non Plan Account	38	5,23,45,342	
8	Projects	38	27,71,902	
8	Total for Sch. 8-Loans, Advances & Deposits	38	70,44,48,178	
	Balance sheets shown seperately			
	Designated	63	-	4,16,47,975
	Self Finance	65	-	1,30,73,727
	Engineering	70	-	87,058
	Total		70,44,48,178	70,44,48,177

FORM OF FINANCIAL STATEMENTS (CENTRAL HIGHER EDUCATIONAL INSTITUTIONS)
NAME OF ENTITY: AVINASHILINGAM INSTITUTE FOR HOME SCIENCE AND HIGHER EDUCATION FOR WOMEN, COIMBATORE
CONSOLIDATED RECEIPTS AND PAYMENTS ACCOUNT FOR THE YEAR 2024-25


RECEIPTS	Amount in Rs.									Total
	Non-Plan	Projects	Scholarship	General Fund	Corpus fund	Endowment	Designated	Self Finance	Engineering	
I. Opening Balances										-
a) Cash Balances										-
b) Bank Balances										-
i. In Current Accounts										-
ii. In Deposit Accounts										-
iii. Savings Accounts	7,45,46,759	1,29,89,840	16,38,660	3,76,016	77,96,262	20,10,806	1,96,67,692	1,38,81,247	82,88,966	14,11,96,248
Bank Balance of Community										-
II. Grants Received										-
a) From Government of India										-
b) From State Government										-
c) From Other Sources (Details)			39,39,876							39,39,876
d) Grant from UGC	95,98,71,000									95,98,71,000
(Grants for Capital & Revenue exp. To be shown separately if available)										-
III. Academic Receipts	57,86,217						7,42,81,855	1,90,52,653	30,67,793	10,21,88,518
IV. Receipts against Earmarked / Endowment Funds-										-
V. Receipts against Sponsored Projects / Schemes		2,18,54,411								2,18,54,411
VI. Receipts against Sponsored Fellowships and scholarships										-
VII. Income on Investments from						18,00,000				18,00,000
a) Earmarked / Endowment Funds										-
b) Other Investments										-
VIII. Interest Received on										-
a) Bank Deposits				67,72,483	1,56,377	24,61,978	6,58,685	30,32,527	4,07,84,372	5,38,66,422
b) Loans and Advances										-
c) Savings Bank Accounts	21,68,555	4,56,679	54,341	3,94,716	1,56,377	19,034	16,20,143	7,21,598	7,11,231	63,02,674
d) Donation Received from Management	10,00,000									10,00,000
IX. Investments Encashed								22,68,80,461	72,19,35,000	94,88,15,461
X. Term Deposits with Scheduled Banks encashed				34,70,02,140	92,00,000					35,62,02,140
XI. Other Income (Including Prior Period Income)	63,71,464	43,79,342		6,79,035	35,06,199				1,05,899	1,50,41,939
XII. Deposits and Advances	2,26,009			5,00,07,868						5,02,33,877
XIII. Miscellaneous Receipts including statutory Receipts				7,75,549	1,87,341	3,16,997	71,02,254	15,48,44,704	10,07,29,638	26,39,56,483
XIV. Any Other Receipts (Inter Account Transfer, etc.)	43,25,67,645			8,72,16,935	70,99,880	400	1,27,30,685	19,09,900	12,08,385	54,27,33,830
TOTAL (Op. Bal + Receipts)	1,48,25,37,649	3,96,80,272	56,32,877	49,32,24,742	2,81,02,436	66,09,215	11,60,61,314	42,03,23,090	87,68,31,284	3,46,90,02,879



Finance Officer
 Avinashilingam Institute for Home Science
 and Higher Education for Women
 (University Estd. u/s 3 of UGC Act 1956)
 Coimbatore - 641 043.


Registrar
 Avinashilingam Institute for Home Science
 and Higher Education for Women
 (University Estd. u/s 3 of UGC Act 1956)
 Coimbatore - 641 043.

FORM OF FINANCIAL STATEMENTS (CENTRAL HIGHER EDUCATIONAL INSTITUTIONS)
NAME OF ENTITY: AVINASHILINGAM INSTITUTE FOR HOME SCIENCE AND HIGHER EDUCATION FOR WOMEN, COIMBATORE
CONSOLIDATED RECEIPTS AND PAYMENTS ACCOUNT FOR THE YEAR 2024-25

PAYMENTS	Amount in Rs.								
	Non-Plan	Projects	Scholarship	General Fund	Corpus Fund	Endowment	Designated	Self Finance	Engineering
I. EXPENSES									
a) Establishment Expenses	68,24,00,971						4,14,29,937	28,61,223	32,74,781
b) Academic Expenses	28,32,415						11,75,852	6,05,012	4,53,905
c) Administrative Expenses	86,22,437						4,34,10,441	49,67,359	58,28,527
d) Transportation Expenses	1,57,916							27,42,915	30,79,768
e) Repairs & Maintenance	29,21,701			2,81,497			2,60,683	4,96,301	22,01,158
f) Prior Period Expenses	2,20,014						3,01,500		
II. Payments against Earmarked / Endowment Funds / Non Plan a/c						9,65,888			
III. Payments against Sponsored Projects/ Schemes		2,11,48,595							
IV. Payments against Sponsored Fellowships / Scholarships			38,41,052						
V. Investments and Deposits made					2,37,00,000			29,67,33,604	75,96,00,000
a) Out of Earmarked funds									
b) Out of Own funds (Investments- Others)									
VI. Term Deposits with Scheduled Banks				36,61,14,850		20,00,000			
VII. Expenditure on Fixed Assets and Capital Works -in- Progress									
a) Fixed Assets	35,19,518			3,97,600				34,780	18,49,302
b) Capital Works-in-Progress									
VIII. Other Payments including Statutory Payments	17,89,77,399								
IX. Refunds of Grants-Refunded to UGC for Plan Schemes									
X. Deposits and Loans & Advances									
XI. Other Payments									
Inter Account Transfer	37,80,33,019			11,95,61,305		46,446			1,21,18,558
Other Payments including current liabilities	5,16,32,227			4,50,328		12,00,293		8,45,78,589	7,03,60,316
Total	1,30,93,17,617	2,11,48,595	38,41,052	48,68,05,580	2,37,00,000	42,12,627	8,65,78,413	39,30,19,783	85,87,66,315
XII. Closing Balances	17,32,20,032	1,85,31,677	17,91,825	64,19,162	44,02,436	23,96,588	2,94,82,901	2,73,03,307	1,80,64,969
Total Payments	1,48,25,37,649	3,96,80,272	56,32,877	49,32,24,742	2,81,02,436	66,09,215	11,60,61,314	42,03,23,090	87,68,31,284


Finance Officer
 Avinashilingam Institute for Home Science
 and Higher Education for Women
 (University Estd. u/s 3 of UGC Act 1956)
 Coimbatore - 641 043.


Registrar
 Avinashilingam Institute for Home Science
 and Higher Education for Women
 (University Estd. u/s 3 of UGC Act 1956)
 Coimbatore - 641 043.

AVINASHILINGAM INSTITUTE FOR HOME SCIENCE AND HIGHER EDUCATION FOR WOMEN
GENERAL PROVIDENT FUND ACCOUNT
BALANCE SHEET AS ON 31.03.2025

Amount in Rupees


Liabilities	2024-25	2023-24	Assets	2024-25	2023-24
GPF Fund account:					
Opening Balance	20,78,16,412	19,62,43,709	Temporary Advance	86,33,411	95,17,111
Add Subscription	1,94,04,000	2,89,78,472	Bank Balance	20,87,87,413	17,79,96,209
Add Advance recovery	1,08,06,826	5,05,872	Interest Receivable- from TN Govt	2,36,88,831	2,03,03,092
Less withdrawal part final	-75,18,000	-1,78,90,000			
Less GPF settlement	-25,39,524	-1,08,49,473			
Add Excess of Expenditure over income	1,31,39,941	1,08,27,832			
Total	24,11,09,655	20,78,16,412	Total	24,11,09,655	20,78,16,412

INCOME AND EXPENDITURE ACCOUNT

Expenditure	2024-25	2023-24	Income	2024-25	2023-24
Interest to Subscribers	1,08,06,826	95,10,972	Interest earned on Investments	2,39,12,172	2,03,03,092
Administrative expenses	-	-	Interest earned on SB account	34,595	35,567
Excess of income over expenditure	1,31,39,941	1,08,27,832	Misc. Income	-	145
Total	2,39,46,767	2,03,38,804	Total	2,39,46,767	2,03,38,804

RECEIPTS AND PAYMENTS ACCOUNT

Receipts	Rs.	Rs.	Payments	Rs.	Rs.
	2024-25	2023-24		2024-25	2023-24
Opening Balance:			Temporary Advances/Withdrawal	1,15,60,500	2,18,34,500
Indian Bank-474664519	10,49,052	10,13,340	GPF settlements	25,39,524	1,08,49,473
SBI-10693414622	17,69,47,157	14,84,66,606	Administrative expenses		-
Subscription / Advance recovered	1,94,04,000	1,99,73,372	Closing Bank balance:		-
Loans and advances	49,26,200	55,24,400	Indian Bank-474664519	10,83,647	10,49,052
Interest on investments	2,05,26,433	3,56,66,752	SBI-10693414622	20,77,03,766	17,69,47,157
SB Interest earned	34,595	35,712			
Total	22,28,87,437	21,06,80,182	Total	22,28,87,437	21,06,80,182


Finance Officer

Avinashilingam Institute for Home Science
and Higher Education for Women
(University Estd. u/s 3 of UGC Act 1956)
Coimbatore - 641 043.


Registrar

Avinashilingam Institute for Home Science
and Higher Education for Women
(University Estd. u/s 3 of UGC Act 1956)
Coimbatore - 641 043.

AVINASHILINGAM INSTITUTE FOR HOME SCIENCE AND HIGHER EDUCATION FOR WOMEN

NPS ACCOUNT No.474653483

BALANCE SHEET AS AT 31-03-2025

Liabilities			Assets	Amount in Rupees	
	2024-25	2023-24		2024-25	2023-24
Opening Balance	4,69,550	2,10,627	Investments		
Add Addition	5,66,98,227	4,49,37,878	Bank A/c. No 474653483	4,48,013	4,69,550
Add Excess of Income over Exp.	20,528	449	Interest Receivable		
Less Payment made	-5,67,40,292	-4,46,79,404			
Service Charges payable to NSDL					
Total	4,48,013	4,69,550	Total	4,48,013	4,69,550

INCOME AND EXPENDITURE ACCOUNT

Expenditure			Income		
	2024-25	2023-24		2024-25	2023-24
Administrative expenses	18,903	20,035	Interest from SB account	39,431	20,484
Excess of Income over Expenditure	20,528	449	Interest on Investments		
			Excess of Expr. over Income		
Total	39,431	20,484	Total	39,431	20,484

RECEIPT AND PAYMENTS ACCOUNT

Receipts			Payments		
	2024-25	2023-24		2024-25	2023-24
Opening Balance	4,69,550	2,10,627	Payments -NPS Fund	5,67,40,292	4,46,79,404
NPS Fund income	5,66,98,227	4,49,37,878	Administrative expenses		20,035
Interest Earned	39,431	20,484	Service charges	18,903	-
			Closing Balance	4,48,013	4,69,550
Total	5,72,07,208	4,51,68,989	Total	5,72,07,208	4,51,68,989


 Finance Officer

 Avinashilingam Institute for Home Science
 and Higher Education for Women
 (University Estd. u/s 3 of UGC Act 1956)
 Coimbatore - 641 043.


 Registrar

 Avinashilingam Institute for Home Science
 and Higher Education for Women
 (University Estd. u/s 3 of UGC Act 1956)
 Coimbatore - 641 043.

AVINASHILINGAM INSTITUTE FOR HOME SCIENCE AND HIGHER EDUCATION FOR WOMEN, COIMBATORE
SCHEDULE: 23

SIGNIFICANT ACCOUNTING POLICIES

1. BASIS FOR PREPARATION OF ACCOUNTS

The accounts have been prepared generally on the Accrual method of accounting. Further, the instructions of MHRD vide Circular No.29-4/2012-IFD dated 17.4.2015 have been followed in compilation of accounts since F.Y.2018-19

2. REVENUE RECOGNITION

2.1 Fees from Students including Tuition Fee, Sale of Admission Forms and Interest on Savings Bank account are accounted on cash basis.

2.2 Income from Land, Buildings and Other Property and Interest on Investments are accounted on accrual basis.

2.3 Interest on interest bearing advances to staff for House Building, Purchase of Vehicles and Computers is accounted on accrual basis every year, though the actual recovery of interest starts after the full repayment of the Principal.

3. FIXED ASSETS AND DEPRECIATION

3.1 Fixed assets are stated at cost of acquisition including inward freight, duties and taxes and incidental and direct expenses related to acquisition, installation and commissioning.

3.2 Gifted/Donated assets are valued at the declared value where available; if not available, the value is estimated based on the present market value adjusted with reference to the physical condition of the asset. They are set-up by credit to Capital Fund and merged with the Fixed Assets of the Institution. Depreciation is charged at the rates applicable to the respective assets.

3.3 Books received as gifts, are valued at selling prices printed on the books. Where they are not printed, the value is based on assessment.

3.4 Straight Line Method is adopted for the calculation of depreciation.

3.5 Fixed assets are valued at cost less accumulated depreciation. Depreciation on fixed assets is provided on Straight line method, at the following rates:

Tangible Assets:

1. Land	0%
2. Site Development	0%
3. Buildings	2%
4. Roads & Bridges	2%
5. Tube wells & Water Supply	2%
6. Sewage & Drainage	2%
7. Electrical Installation and equipment	5%
8. Plant & Machinery	5%
9. Scientific & Laboratory Equipment	8%
10. Office Equipment	7.5%
11. Audio Visual Equipment	7.5%
12. Computers & Peripherals	20%
13. Furniture, Fixtures & Fittings	7.5%
14. Vehicles	10%
15. Lib. Books & Scientific Journals	10%

Intangible Assets

1. E-Journals	40%
2. Computer Software	40%
3. Patents and Copyrights	9 years

3.6 Depreciation is provided for the whole year on additions during the year.

3.7 Where an asset is fully depreciated, it will be carried at a residual value of Rupee 1 in the Balance Sheet and will not be further depreciated. Thereafter, depreciation is calculated on the additions of each year separately at the rate of depreciation applicable for that asset head.

3.8 Assets created out of Earmarked Funds and funds of Sponsored Projects, where the ownership of such assets vests in the Institution, are setup by credit to Capital Fund and merged with the Fixed Assets of the Institution. Depreciation is charged at the rates applicable to the respective assets. Assets created out of Sponsored Project funds, where the ownership is retained by the sponsors but held and used by the Institution are separately disclosed in the Notes on Accounts.

3.9 Assets, the individual value of each of which is Rs. 2000 or less (except Library Books) are treated as Small Value Assets, 100% depreciation is provided in respect of such assets at the time of their acquisition. However physical accounting and control are continued by the holders of such assets.

4. Intangible Assets: Patents and copy rights, E-Journals and Computer Software are grouped under Intangible Assets.

4.1 Electronic Journals (E-Journals) are separated from Library Books in view of the limited benefit that could be derived from the on-line access provided. E-journals are not in a tangible form, but temporarily capitalized and in view of the magnitude of expenditure and the benefit derived in terms of perpetual knowledge acquired by the Academic and Research Staff; Depreciation is provided in respect of E-journals at a higher rate of 40% as against depreciation of 10% provided in respect of Library Books.

4.2 Expenditure on acquisition of software has been separated from computers and peripherals, as apart from being intangible assets, the rate of obsolescence in respect of these is very high. Depreciation is provided in respect of software at a higher rate of 40% as against depreciation of 20% provided in respect of Computers & Peripherals.

5. STOCKS: Expenditure on purchase of chemicals, glassware, publications and other stores is accounted as revenue expenditure.

6. RETIREMENT BENEFITS

Retirement benefits i.e., pension, gratuity and leave encashment are provided on the basis of actuarial valuation. Capitalized Value of pension and gratuity received from previous employers of the Institution's employees, who have been absorbed in the Institution, is credited to the respective Provision Accounts. Pension contribution received in respect of employees on deputation is also credited to the Provision for Pension Account. The Actual payments of Pension, Gratuity and Leave encashment are debited in the Accounts to the respective provisions. Other retirement benefits viz. Deposit Linked Insurance, Contribution to New Pension Scheme, Medical reimbursement to retired employees and Travel to Home Town on retirement are accounted on accrual basis (actual payments plus outstanding bills at the end of the year).

7. INVESTMENTS

- a. Long term investments are carried at their cost or face value whichever is lower. However any permanent diminution in their value as on the date of the Balance Sheet is provided for.
- b. Short Term investments are carried at their cost or market value (if quoted) whichever is lower.

8. Earmarked/Endowment Funds

Certain long terms funds are earmarked for specific purposes. Each of the funds has a separate bank account. Those with large balances also have investments in Government Securities, Debentures and Bonds and Term Deposits with Banks. The income from investments /advances (House Building Conveyance and computer) on accrued basis and interest on savings Bank Accounts are credited to the respective Funds. The expenditure and advances (in the case of House Building & Conveyance/Computer) are debited to the fund. The assets created out of Earmarked Funds where the ownership Vests in the Institution, are merged with the assets of the Institution by crediting an equal amount to the Capital Fund. The balance in the respective funds is carried forward and is represented on the assets side by the balance at Bank.

8.1 CORPUS FUND

The Corpus Fund is utilized for Capital expenditure based on the guidelines by the University Grants Commission and the Executive Council of the Institute from time to time. The balance in the Corpus Fund which is carried forward is represented by the balance in a separate Bank account, investment of Fixed Deposits with the Bank and Accrued interest on investments.

8.2 House Building Advances Fund

A revolving fund for the purpose of paying interest bearing advances to the officer' & staff for House Building was being operated. The account was closed during the FY2022-23 by remitting the balance available amount to the UGC.

8.3 JRF/SRF Fund

Fund is provided by the UGC/Government for the purpose of paying Fellowships to Junior/ Senior Research Fellows. Rajiv Gandhi National Fellowship Fund - is provided by University Grants Commission for fellowship to SC/ST Students of the University.

8.4 Endowment Funds

Endowments are funds received from various individual donors, Trusts and other organizations, for establishing Chairs and for Medals & Prizes, as specified by the Donors. While each of the Endowment funds has its own investment there is one savings Bank Account for all the Endowment funds. The income from investment of each Endowment Fund is added to the Fund. The interest on Savings Bank is allocated to all the Endowment funds in the ratio of the year end

closing balances in each fund. The expenditure on Medals & Prizes is met from the interest earned on investment of the respective Endowment Fund.

9 GOVERNMENT AND UGC GRANTS

9.1 Government Grants and UGC grants are accounted on realization basis. However, where a sanction for release of grant pertaining to the financial year is received before 31st March and the grant is actually received in the next financial year, the grant is accounted on accrual basis and an equal amount is shown as receivable from the Grantor.

9.2 To the extent utilized towards capital expenditure, (on accrual basis) government grants and grants from UGC are transferred to the Capital Fund.

9.3 Government and UGC grants for meeting Revenue Expenditure (on accrual basis) are treated, to the extent utilized, as income of the year in which they are realized.

9.4 Unutilized grants (including advances paid out of such grants) are carried forward and exhibited as a liability in the Balance Sheet.

10 SPONSORED PROJECTS

10.1 In respect of ongoing Sponsored Projects, the amounts received from sponsors are credited to the head "Current Liabilities and Provisions - Current Liabilities - Other Liabilities - Receipts against ongoing sponsored projects." As and when expenditure is incurred / advances are paid against such projects, or the concerned project account is debited with allocated overhead charges, the liability account is debited.

10.2 In addition to the Earmarked Fund for the Junior Research Fellowships funded by the University Grants Commission, Fellowships and Scholarships are also sponsored by various organizations. These are accounted in the same way as Sponsored Projects except that the expenditure generally is only on disbursement of Fellowships and Scholarships, which may include allowances for contingent expenditure by the Fellows and scholars.

10.3 The Institute itself also awards Fellowships and Scholarships, which are accounted as Academic expenses.

11 INCOME TAX

The income of the Institution is exempt from Income Tax under Section 10(23c) of the Income Tax Act. No provision for tax is therefore made in the accounts.

**AVINASHILINGAM INSTITUTE FOR HOME SCIENCE AND HIGHER EDUCATION FOR WOMEN,
COIMBATORE**

SCHEDULE: 24

CONTINGENT LIABILITIES AND NOTES TO ACCOUNTS

1. CONTINGENT LIABILITIES: -NIL-

2. CAPITAL COMMITMENTS: -NIL-

3. FIXED ASSETS:

The schedules for fixed assets have been shown as schedule 4.

4. PATENTS: -NIL-

5. DEPOSIT LIABILITIES – NIL-

6. EXPENDITURE IN FOREIGN CURRENCY:**Details of Expenses incurred in Foreign Currency for the year 2024-25**

S.No	Name of the Account	A/c No	Purpose	USD	Amount (Rs.)
1	Examination General Fund	474664473	Remuneration	\$7,300	₹.6,56,305
2	Examination Self-Finance	896772512	Remuneration	\$950	₹.95,898
3	Conference & Seminar Account	6010310202	Honorarium	\$467	₹.42,678
4	Non Plan PFMS A/c	6753374103	Honorarium, Membership Fee & E Journals subscription	\$7,343	₹.6,80,595
TOTAL				\$1.16060	14,75,476

7. CURRENT ASSETS, LOANS, ADVANCES AND DEPOSITS

In the option of the Management, the current assets, Loans, Advances and Deposits have a value on realization in the ordinary course, equal at least to the aggregate amount shown in the Balance Sheet.

8. The details of balances in Saving Bank Accounts, Current Accounts and Fixed Deposit Accounts with Banks are enclosed at Attachment 'A' to the Schedule of Current Assets.

9. Previous year's figures have been regrouped wherever necessary.

10. Figures in the Final accounts have been rounded off to the nearest rupee.

11. Schedules 1 to 24 are annexed to and form an integral part of the Balance Sheet and the Income & Expenditure account for the year ended.

12. As the Provident Fund Accounts and the New Pension Scheme Account are owned by the members of those funds and not by the Institution, these accounts were separated from the Institute's Accounts from 2005-06. Receipts & Payments Account, an Income & Expenditure Account (on Accrual basis) and a Balance Sheet of the Provident Fund Accounts as well as the New Pension Scheme for the year have been attached, to the Institute's Accounts. A large portion of the New Pension Scheme funds in respect of employees who have been allotted PRA numbers has been transferred up to the National Securities Depository Limited (NSDL)-Central Record Keeping Agency (CRA). The balance held in New Pension Scheme in the Institution in respect of members will be transferred, once the PRAN numbers are allotted by the Agency.

13. At present, no tuition fee is collected from the SC/ST students. The amount of exempted tuition fee which is to be reimbursed by the Tamil Nadu Government is shown as receivable in our Balance Sheet.

14. **OWNERSHIP OF LAND** on which the Institute is situated:


1. Main Campus, Bharathi Park Road, Coimbatore – 641 043.

14.28 Acres of Government land was alienated to the Avinashilingam Education Trust Institution by the Tamil Nadu Government for Education purpose, which are under the enjoyment of this Institute, as per the Certificate No. K.Dis.1/99(A.1) dated 07.01.1999.

2. School of Engineering & Self Finance Campus II, Ayya Avinashilingam Nagar, Varapalayam, Coimbatore – 108.

A total area of 94.58 acre of land was purchased for Rs. 25,20,817/- by the Avinashilingam Education Trust vide 61 documents during the year 1992 in the name of 'Avinashilingam Institute for Home Science and Higher Education for Women'. The cost of the land has been accounted in the Annual Accounts for the FY 2023-24 as advised by the C& AG.


Finance Officer
Avinashilingam Institute for Home Science
and Higher Education for Women
(University Estd. u/s 3 of UGC Act 1956)
Coimbatore - 641 043.


Registrar
Avinashilingam Institute for Home Science
and Higher Education for Women
(University Estd. u/s 3 of UGC Act 1956)
Coimbatore - 641 043.


**AVINASHILINGAM INSTITUTE FOR HOME SCIENCE AND HIGHER EDUCATION FOR WOMEN
COIMBATORE - 641043, TAMILNADU**

Schedule No.24 FIXED ASSETS

Projects

Amount in Rupees

S.No	Particulars	GROSS BLOCK				DEPRECIATION				NET BLOCK	
		Opening Balance	Additions during the year	Deductions during	Closing Balance	Depreciation Op.Balance	Depn. for the year	Deductions / Adjustment	Total Depreciation	2024-25	2023-24
	Tangible Assets										
1	Land	-			-	-			-	-	-
2	Site Development										
3	Buildings	-			-	-			-	-	-
4	Roads & Bridges	-			-	-			-	-	-
5	Tubewells & Water Supply	-			-	-			-	-	-
6	Sewage & Drainage										
7	Electrical Installation and Equipment	1,39,840			1,39,840	20,976	6,992		27,968	1,11,872	1,18,864
8	Plant & Machinery	3,05,39,581			3,05,39,581	1,53,37,350	7,66,868		1,61,04,218	1,44,35,363	1,52,02,231
9	Scientific & Lab Equipments	73,45,845	25,87,742		99,33,587	13,62,014	7,94,687		21,56,701	77,76,886	59,83,831
10	Office Equipment	2,65,50,398			2,65,50,398	2,62,65,558	85,726		2,63,51,284	1,99,114	2,84,840
11	Audio Visual Equipment	6,75,342		41,837	6,33,505	1,51,953	47,513	41,837	1,57,629	4,75,876	5,23,389
12	Computers & Peripherals	99,65,210	1,23,440	92,901	99,95,749	84,20,451	7,86,052	92,901	91,13,602	8,82,147	15,44,759
13	Furniture, Fixtures & Fittings	79,690			79,690	17,930	5,977		23,907	55,783	61,760
14	Vehicles	-			-	-			-	-	-
15	Library Books & Scientific Journals	-			-	-			-	-	-
	Total for Tangible Assets	7,52,95,906	27,11,182	1,34,738	7,78,72,350	5,15,76,232	24,93,815	1,34,738	5,39,35,309	2,39,37,041	2,37,19,674
	Intangible Assets										
1	E-Journals	-			-	-			-	-	-
2	Computer Software	30,38,049			30,38,049	25,49,575	4,88,474		30,38,049	-	4,88,474
3	Patents and Copyrights										
	Total for Intangible Assets	30,38,049	-	-	30,38,049	25,49,575	4,88,474	-	30,38,049	-	4,88,474
	Grand Total	7,83,33,955	27,11,182	1,34,738	8,09,10,399	5,41,25,807	29,82,289	1,34,738	5,69,73,358	2,39,37,041	2,42,08,148


Finance Officer
 Avinashilingam Institute for Home Science
 and Higher Education for Women
 (University Estd. u/s 3 of UGC Act 1956)
 Coimbatore - 641 043.


Registrar
 Avinashilingam Institute for Home Science
 and Higher Education for Women
 (University Estd. u/s 3 of UGC Act 1956)
 Coimbatore - 641 043.

